



Morphettville Parks-Professional-2025-06-07  
Race 5: Sportsbet Same Race Multi Handicap - 1250m  
07 June 2025 - 1:54PM



Track Rating: Heavy 8, Weather: Showers, Rail Position: +8m 1000m to WP, + 5m remainder. Sectional 610m

Section Field Times							Overall	L1000	L800	L600	L400	L200		
							1:18.69 (0:16.62)	1:02.07 (0:11.19)	0:50.87 (0:11.72)	0:39.15 (0:12.37)	0:26.78 (0:12.90)	0:13.89 (0:13.89)		
Position	#	Horse/Jockey	Barrier	Top Speed [km/h]	Fastest Section	First 400m							Margin	Distance Travelled From Winner [m]
1	3	GREAT MAXIMUS	7	66.3	0:11.27	0:25.51	1:18.69	1:01.63 [7]	0:50.36 [7]	0:38.81 [7]	0:26.40 [7]	0:13.68 [6]	1:18.69	
		Taylor Johnstone		1400-1200	1000-800		(0:17.06)	(0:11.27)	(0:11.55)	(0:12.41)	(0:12.72)	(0:13.68)		
2	7	STARLITE VALLEY	1	66.3	0:11.26	0:25.14	1:18.72	1:01.93 [4]	0:50.67 [4]	0:38.96 [6]	0:26.67 [4]	0:13.92 [1]	0.18L	-11
		Sairyn Fawke		1400-1200	1000-800		(0:16.79)	(0:11.26)	(0:11.71)	(0:12.28)	(0:12.75)	(0:13.92)		
3	8	THE GUAVA	2	65.3	0:11.23	0:25.46	1:18.83	1:01.83 [6]	0:50.60 [6]	0:39.12 [5]	0:26.86 [2]	0:13.97 [4]	0.84L	-11
		Jason Holder		1200-1000	1000-800		(0:17.00)	(0:11.23)	(0:11.48)	(0:12.26)	(0:12.89)	(0:13.97)		
4	11	SHARENDIPITY	4	66.3	0:11.15	0:25.41	1:18.85	1:01.91 [5]	0:50.76 [5]	0:39.21 [2]	0:26.74 [5]	0:13.99 [3]	0.99L	-5
		Rochelle Milnes		1400-1200	1000-800		(0:16.94)	(0:11.15)	(0:11.55)	(0:12.47)	(0:12.75)	(0:13.99)		
5	1	JACKS ON ICE	5	67.5	0:11.13	0:25.03	1:19.07	1:02.39 [2]	0:51.26 [1]	0:39.53 [1]	0:27.05 [3]	0:14.24 [2]	2.28L	-5
		Caitlin Tootell		1400-1200	1000-800		(0:16.68)	(0:11.13)	(0:11.73)	(0:12.48)	(0:12.81)	(0:14.24)		
6	6	DELIGHTFUL SHECKY	3	65.8	0:11.27	0:25.16	1:19.10	1:02.38 [3]	0:51.11 [3]	0:39.41 [4]	0:27.20 [1]	0:14.21 [5]	2.46L	-7
		Manoel Nunes		1400-1200	1000-800		(0:16.72)	(0:11.27)	(0:11.70)	(0:12.21)	(0:12.99)	(0:14.21)		
7	4	COLMAR	6	67.6	0:11.27	0:25.03	1:19.23	1:02.61 [1]	0:51.34 [2]	0:39.55 [3]	0:27.12 [6]	0:14.07 [7]	3.26L	+0
		Jacob Opperman		1400-1200	1000-800		(0:16.62)	(0:11.27)	(0:11.79)	(0:12.43)	(0:13.05)	(0:14.07)		

Scratched: Let's Get Down (#2), Vail Mountain (#5), Three Rings (#9), Kinetic Jewel (#10)

Horse/Jockey Name	GREAT MAXIMUS/Taylor Johnstone
Finish Rank	1
Fastest Section Time (Section)	0:11.27 (L800)
Top Speed [km/h] (Section)	66.3 (Overall)
Race State	Finished



Morphettville Parks-Professional-2025-06-07

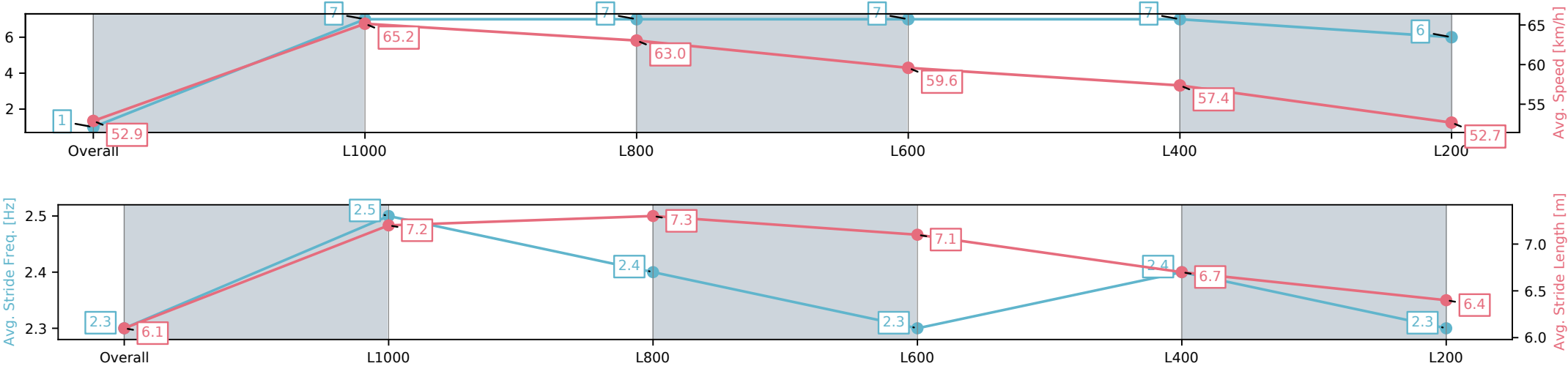
Race 5: Sportsbet Same Race Multi Handicap - 1250m

07 June 2025 - 1:54PM

Track Rating: Heavy 8, Weather: Showers, Rail Position: +8m  
1000m to WP, + 5m remainder. Sectional 610m



Section	Overall	L1000	L800	L600	L400	L200
Section Times	1:18.69[1] (0:17.06)	1:01.63[7] (0:11.27)	0:50.36[7] (0:11.55)	0:38.81[7] (0:12.41)	0:26.40[7] (0:12.72)	0:13.68[6] (0:13.68)
Average Speed [km/h]	52.9	65.2	63.0	59.6	57.4	52.7
Top Speed [km/h]	65.9	66.3	65.6	61.1	60.3	57.0
Avg. Dist. to Rail [m]	6.0	4.2	5.0	4.7	7.8	9.1
Avg. Stride Freq. [Hz]	2.3	2.5	2.4	2.3	2.4	2.3
Avg. Stride Length [m]	6.1	7.2	7.3	7.1	6.7	6.4



[ ] Ranking at each section and finish  
-:-:- No data available at this section  
NA No data available

Horse/Jockey Name	STARLITE VALLEY/Sairyn Fawke
Finish Rank	2
Fastest Section Time (Section)	0:11.26 (L800)
Top Speed [km/h] (Section)	66.3 (Overall)
Race State	Finished



Morphettville Parks-Professional-2025-06-07

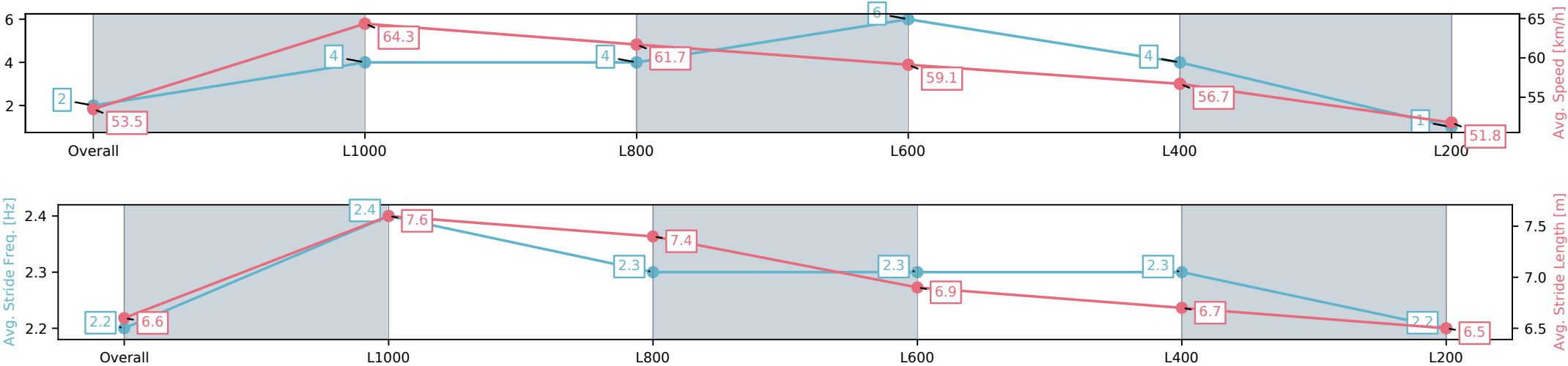
Race 5: Sportsbet Same Race Multi Handicap - 1250m

07 June 2025 - 1:54PM

Track Rating: Heavy 8, Weather: Showers, Rail Position: +8m  
1000m to WP, + 5m remainder. Sectional 610m



Section	Overall	L1000	L800	L600	L400	L200
Section Times	1:18.72[2] (0:16.79)	1:01.93[4] (0:11.26)	0:50.67[4] (0:11.71)	0:38.96[6] (0:12.28)	0:26.67[4] (0:12.75)	0:13.92[1] (0:13.92)
Average Speed [km/h]	53.5	64.3	61.7	59.1	56.7	51.8
Top Speed [km/h]	65.1	66.3	64.3	60.3	58.3	55.9
Avg. Dist. to Rail [m]	1.8	1.3	1.4	1.9	1.6	2.2
Avg. Stride Freq. [Hz]	2.2	2.4	2.3	2.3	2.3	2.2
Avg. Stride Length [m]	6.6	7.6	7.4	6.9	6.7	6.5



[ ] Ranking at each section and finish  
-:-:- No data available at this section  
NA No data available

Horse/Jockey Name	THE GUAVA/Jason Holder
Finish Rank	3
Fastest Section Time (Section)	0:11.23 (L800)
Top Speed [km/h] (Section)	65.3 (L1000)
Race State	Finished



Morphettville Parks-Professional-2025-06-07

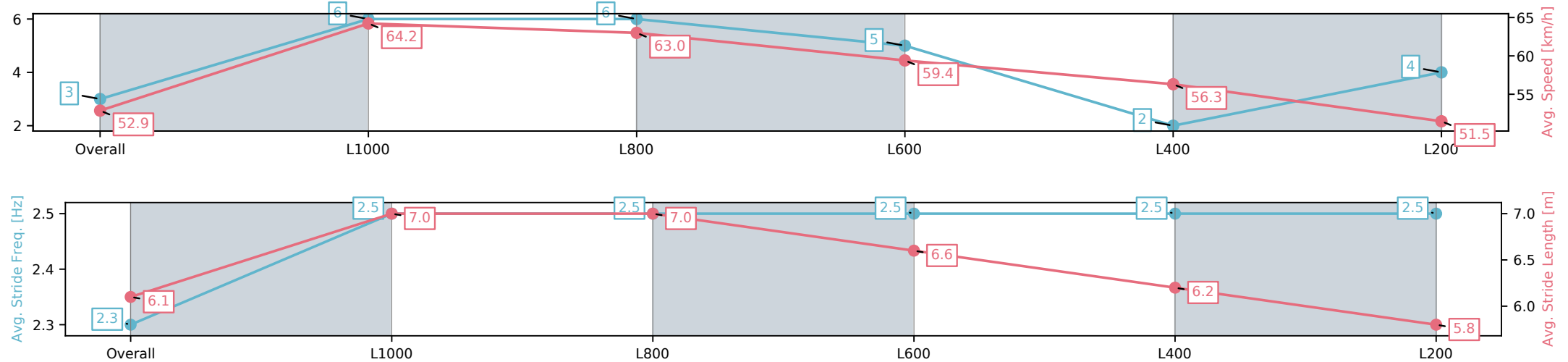
Race 5: Sportsbet Same Race Multi Handicap - 1250m

07 June 2025 - 1:54PM

Track Rating: Heavy 8, Weather: Showers, Rail Position: +8m  
1000m to WP, + 5m remainder. Sectional 610m



Section	Overall	L1000	L800	L600	L400	L200
Section Times	1:18.83[3] (0:17.00)	1:01.83[6] (0:11.23)	0:50.60[6] (0:11.48)	0:39.12[5] (0:12.26)	0:26.86[2] (0:12.89)	0:13.97[4] (0:13.97)
Average Speed [km/h]	52.9	64.2	63.0	59.4	56.3	51.5
Top Speed [km/h]	65.0	65.0	65.3	60.4	58.2	54.6
Avg. Dist. to Rail [m]	1.9	1.0	1.7	2.1	4.4	7.7
Avg. Stride Freq. [Hz]	2.3	2.5	2.5	2.5	2.5	2.5
Avg. Stride Length [m]	6.1	7.0	7.0	6.6	6.2	5.8



[ ] Ranking at each section and finish  
-:-:- No data available at this section  
NA No data available

Horse/Jockey Name	SHARENDIPITY/Rochelle Milnes
Finish Rank	4
Fastest Section Time (Section)	0:11.15 (L800)
Top Speed [km/h] (Section)	66.3 (Overall)
Race State	Finished



Morphettville Parks-Professional-2025-06-07

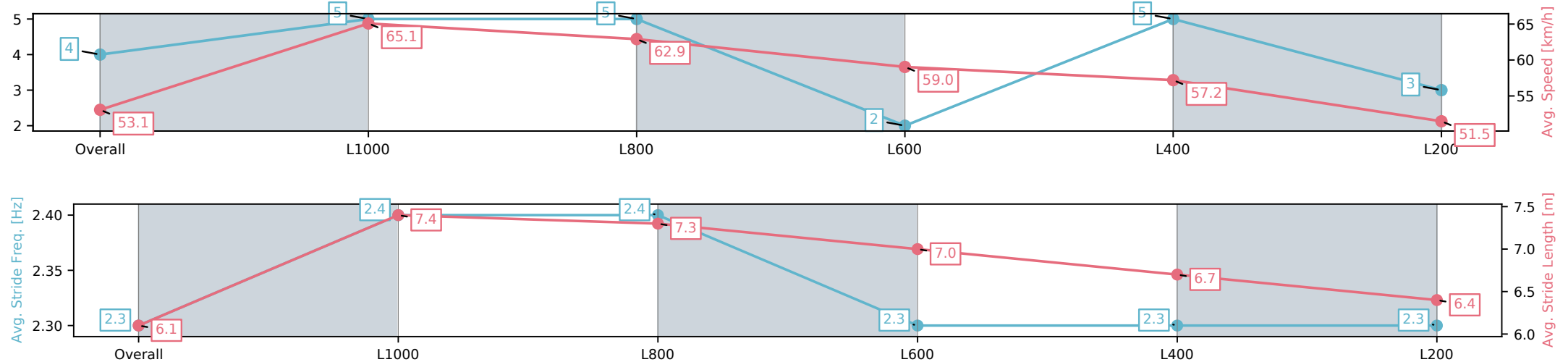
Race 5: Sportsbet Same Race Multi Handicap - 1250m

07 June 2025 - 1:54PM

Track Rating: Heavy 8, Weather: Showers, Rail Position: +8m  
1000m to WP, + 5m remainder. Sectional 610m



Section	Overall	L1000	L800	L600	L400	L200
Section Times	1:18.85[4] (0:16.94)	1:01.91[5] (0:11.15)	0:50.76[5] (0:11.55)	0:39.21[2] (0:12.47)	0:26.74[5] (0:12.75)	0:13.99[3] (0:13.99)
Average Speed [km/h]	53.1	65.1	62.9	59.0	57.2	51.5
Top Speed [km/h]	66.2	66.3	65.0	61.8	59.3	55.5
Avg. Dist. to Rail [m]	3.4	2.1	2.8	4.1	5.9	6.9
Avg. Stride Freq. [Hz]	2.3	2.4	2.4	2.3	2.3	2.3
Avg. Stride Length [m]	6.1	7.4	7.3	7.0	6.7	6.4



[ ] Ranking at each section and finish  
-:-:- No data available at this section  
NA No data available

Horse/Jockey Name	JACKS ON ICE/Caitlin Tootell
Finish Rank	5
Fastest Section Time (Section)	0:11.13 (L800)
Top Speed [km/h] (Section)	67.5 (Overall)
Race State	Finished



Morphettville Parks-Professional-2025-06-07

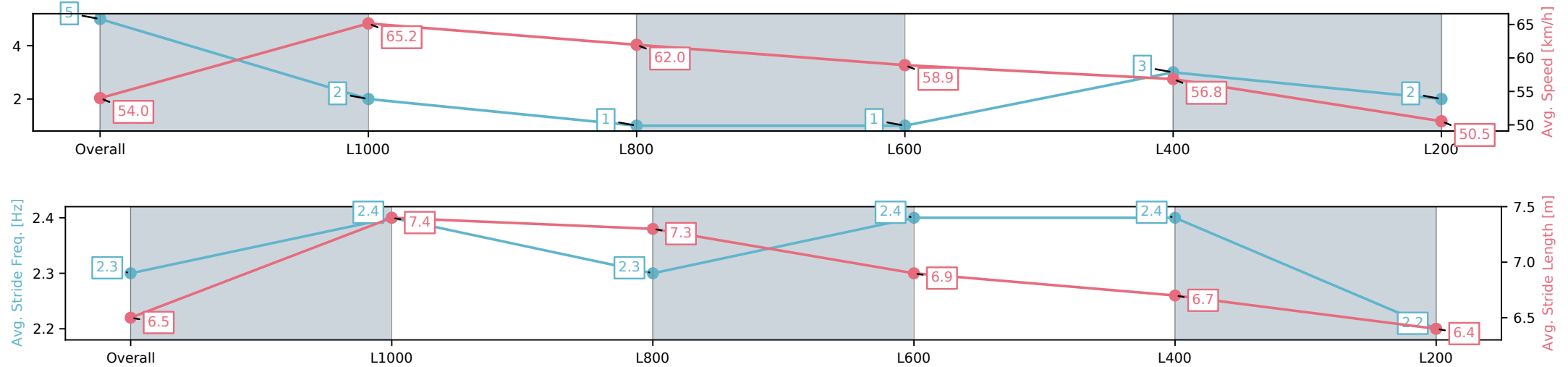
Race 5: Sportsbet Same Race Multi Handicap - 1250m

07 June 2025 - 1:54PM

Track Rating: Heavy 8, Weather: Showers, Rail Position: +8m  
1000m to WP, + 5m remainder. Sectional 610m



Section	Overall	L1000	L800	L600	L400	L200
Section Times	1:19.07[5] (0:16.68)	1:02.39[2] (0:11.13)	0:51.26[1] (0:11.73)	0:39.53[1] (0:12.48)	0:27.05[3] (0:12.81)	0:14.24[2] (0:14.24)
Average Speed [km/h]	54.0	65.2	62.0	58.9	56.8	50.5
Top Speed [km/h]	66.0	67.5	64.5	60.2	57.6	55.3
Avg. Dist. to Rail [m]	4.0	2.0	3.0	3.8	5.4	5.8
Avg. Stride Freq. [Hz]	2.3	2.4	2.3	2.4	2.4	2.2
Avg. Stride Length [m]	6.5	7.4	7.3	6.9	6.7	6.4



[ ] Ranking at each section and finish  
-:-:- No data available at this section  
NA No data available

Horse/Jockey Name	DELIGHTFUL SHECKY/Manoel Nunes
Finish Rank	6
Fastest Section Time (Section)	0:11.27 (L800)
Top Speed [km/h] (Section)	65.8 (Overall)
Race State	Finished



Morphettville Parks-Professional-2025-06-07

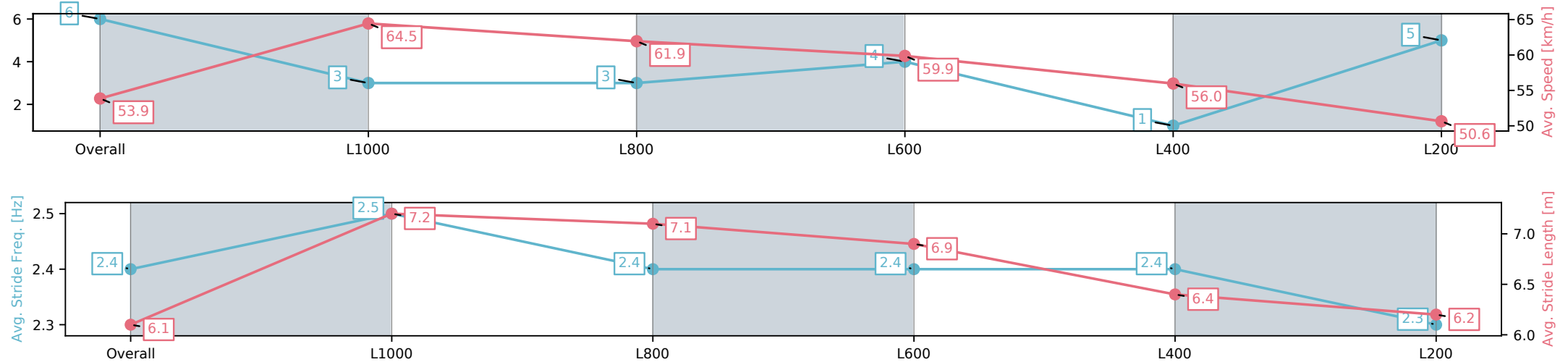
Race 5: Sportsbet Same Race Multi Handicap - 1250m

07 June 2025 - 1:54PM

Track Rating: Heavy 8, Weather: Showers, Rail Position: +8m  
1000m to WP, + 5m remainder. Sectional 610m



Section	Overall	L1000	L800	L600	L400	L200
Section Times	1:19.10[6] (0:16.72)	1:02.38[3] (0:11.27)	0:51.11[3] (0:11.70)	0:39.41[4] (0:12.21)	0:27.20[1] (0:12.99)	0:14.21[5] (0:14.21)
Average Speed [km/h]	53.9	64.5	61.9	59.9	56.0	50.6
Top Speed [km/h]	65.3	65.8	64.0	60.7	58.7	56.2
Avg. Dist. to Rail [m]	2.5	2.1	3.1	2.9	3.6	4.1
Avg. Stride Freq. [Hz]	2.4	2.5	2.4	2.4	2.4	2.3
Avg. Stride Length [m]	6.1	7.2	7.1	6.9	6.4	6.2



[ ] Ranking at each section and finish  
-:-:- No data available at this section  
NA No data available

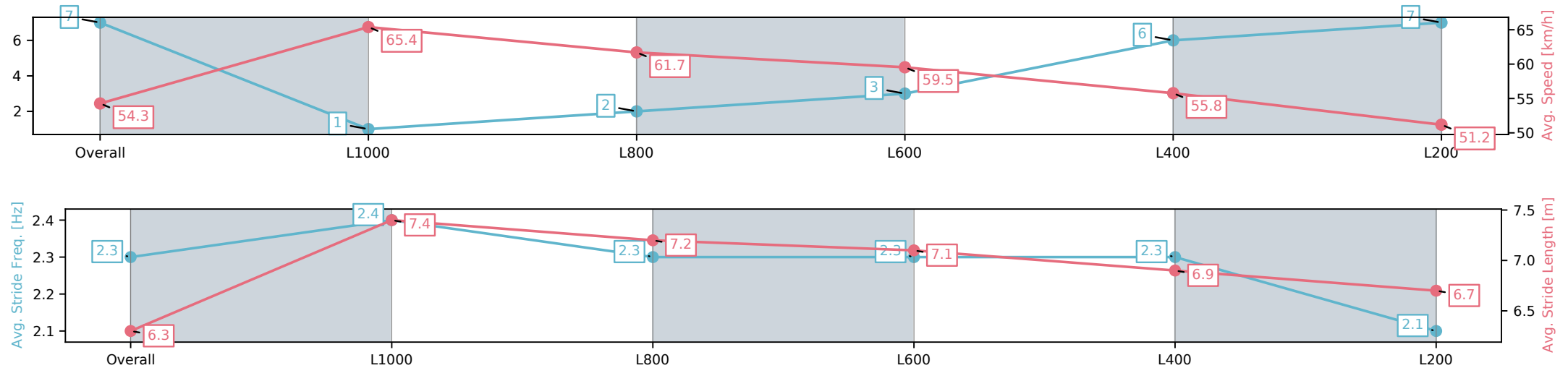
Horse/Jockey Name	COLMAR/Jacob Opperman
Finish Rank	7
Fastest Section Time (Section)	0:11.27 (L800)
Top Speed [km/h] (Section)	67.6 (Overall)
Race State	Finished



Morphettville Parks-Professional-2025-06-07  
Race 5: Sportsbet Same Race Multi Handicap - 1250m  
07 June 2025 - 1:54PM  
Track Rating: Heavy 8, Weather: Showers, Rail Position: +8m  
1000m to WP, + 5m remainder. Sectional 610m



Section	Overall	L1000	L800	L600	L400	L200
Section Times	1:19.23[7] (0:16.62)	1:02.61[1] (0:11.27)	0:51.34[2] (0:11.79)	0:39.55[3] (0:12.43)	0:27.12[6] (0:13.05)	0:14.07[7] (0:14.07)
Average Speed [km/h]	54.3	65.4	61.7	59.5	55.8	51.2
Top Speed [km/h]	67.6	67.6	63.4	61.7	58.3	54.3
Avg. Dist. to Rail [m]	6.1	4.8	4.8	4.8	6.3	6.7
Avg. Stride Freq. [Hz]	2.3	2.4	2.3	2.3	2.3	2.1
Avg. Stride Length [m]	6.3	7.4	7.2	7.1	6.9	6.7



[ ] Ranking at each section and finish  
-:-:- No data available at this section  
NA No data available