



Morphettville Parks-Professional-2025-06-07

Race 4: Hahn Handicap - 1400m

07 June 2025 - 1:17PM

Track Rating: Soft 7, Weather: Showers, Rail Position: +8m 1000m to WP, + 5m remainder.
Sectional 610m



Section Field Times							Overall 1:28.88 (0:14.55)	L1200 1:14.33 (0:11.19)	L1000 1:03.14 (0:11.81)	L800 0:51.33 (0:12.05)	L600 0:39.28 (0:12.44)	L400 0:26.84 (0:12.83)		
Position	#	Horse/Jockey	Barrier	Top Speed [km/h]	Fastest Section	First 400m								Distance Travelled From Winner [m]
1	1	SYNCHRO	4	65.5	0:11.19	0:25.74	1:28.88	1:14.33 [1]	1:03.14 [1]	0:51.33 [1]	0:39.28 [1]	0:26.85 [1]		
		Todd Pannell		1400-1200	1200-1000		(0:14.55)	(0:11.19)	(0:11.81)	(0:12.05)	(0:12.43)	(0:12.84)		
2	6	ALL TOO MYSTI	8	64.5	0:11.32	0:26.21	1:29.45	1:14.56 [4]	1:03.24 [5]	0:51.23 [6]	0:39.09 [6]	0:26.73 [5]		+9
		Lachlan Neindorf		1400-1200	1200-1000		(0:14.89)	(0:11.32)	(0:12.01)	(0:12.14)	(0:12.36)	(0:12.70)		
3	2	BIG BRUTE	3	65.7	0:11.23	0:26.01	1:29.63	1:14.85 [3]	1:03.62 [3]	0:51.73 [4]	0:39.62 [4]	0:27.09 [4]		+4
		Felicity Atkinson		1400-1200	1200-1000		(0:14.78)	(0:11.23)	(0:11.89)	(0:12.11)	(0:12.53)	(0:12.82)		
4	10	SPIRIT OF FLIGHT	9	65.0	0:11.27	0:26.49	1:29.74	1:14.52 [8]	1:03.25 [8]	0:51.31 [9]	0:39.18 [9]	0:26.62 [9]		+7
		Stacey Metcalfe		1400-1200	1200-1000		(0:15.22)	(0:11.27)	(0:11.94)	(0:12.13)	(0:12.56)	(0:12.82)		
5	12	WHITCHETY GRUB	6	65.8	0:11.20	0:25.85	1:29.90	1:15.25 [2]	1:04.05 [2]	0:52.23 [2]	0:40.09 [2]	0:27.45 [2]		+7
		Anna Jordsjo		1400-1200	1200-1000		(0:14.65)	(0:11.20)	(0:11.82)	(0:12.14)	(0:12.64)	(0:13.08)		
6	4	EVEN SHARPER	1	64.5	0:11.22	0:26.13	1:29.98	1:15.07 [5]	1:03.85 [4]	0:52.11 [3]	0:40.04 [3]	0:27.44 [3]		-2
		Taylor Johnstone		1400-1200	1200-1000		(0:14.91)	(0:11.22)	(0:11.74)	(0:12.07)	(0:12.60)	(0:12.95)		
7	7	ASTRODEAN	5	64.9	0:11.30	0:26.28	1:30.20	1:15.21 [7]	1:03.91 [7]	0:51.94 [7]	0:39.83 [7]	0:27.31 [6]		+1
		Manoel Nunes		1400-1200	1200-1000		(0:14.99)	(0:11.30)	(0:11.97)	(0:12.11)	(0:12.52)	(0:13.07)		
8	9	BARBADIAN BABE	2	64.2	0:11.30	0:26.54	1:30.45	1:15.21 [9]	1:03.91 [9]	0:52.17 [8]	0:40.06 [8]	0:27.35 [8]		+1
		Justin Potter		1400-1200	1200-1000		(0:15.24)	(0:11.30)	(0:11.74)	(0:12.11)	(0:12.71)	(0:12.99)		
9	3	JE CITY	7	64.9	0:11.30	0:26.28	1:31.18	1:16.20 [6]	1:04.90 [6]	0:53.05 [5]	0:40.91 [5]	0:28.17 [7]		+4
		Jacob Opperman		1400-1200	1200-1000		(0:14.98)	(0:11.30)	(0:11.85)	(0:12.14)	(0:12.74)	(0:13.11)		

Scratched: Duo Perna (#5), Like A Diamond (#8), Grinzinger Ace (#11)



Morphettville Parks-Professional-2025-06-07

Race 4: Hahn Handicap - 1400m

07 June 2025 - 1:17PM

Track Rating: Soft 7, Weather: Showers, Rail Position: +8m 1000m to WP, + 5m remainder.
Sectional 610m



Section Field Times

L200
0:14.01
(0:14.01)

Position	#	Horse/Jockey	Barrier	Top Speed [km/h]	Fastest Section	First 400m	Margin	Distance Travelled From Winner [m]						
1	1	SYNCHRO	4	65.5	0:11.19	0:25.74	0:14.01 [1]	1:28.88						
		Todd Pannell		1400-1200	1200-1000		(0:14.01)							
2	6	ALL TOO MYSTI	8	64.5	0:11.32	0:26.21	0:14.03 [3]	3.2L						+9
		Lachlan Neindorf		1400-1200	1200-1000		(0:14.03)							
3	2	BIG BRUTE	3	65.7	0:11.23	0:26.01	0:14.27 [2]	4.2L						+4
		Felicity Atkinson		1400-1200	1200-1000		(0:14.27)							
4	10	SPIRIT OF FLIGHT	9	65.0	0:11.27	0:26.49	0:13.80 [6]	4.7L						+7
		Stacey Metcalfe		1400-1200	1200-1000		(0:13.80)							
5	12	WHITCHETY GRUB	6	65.8	0:11.20	0:25.85	0:14.37 [5]	5.7L						+7
		Anna Jordsjo		1400-1200	1200-1000		(0:14.37)							
6	4	EVEN SHARPER	1	64.5	0:11.22	0:26.13	0:14.49 [4]	6.1L						-2
		Taylor Johnstone		1400-1200	1200-1000		(0:14.49)							
7	7	ASTRODEAN	5	64.9	0:11.30	0:26.28	0:14.24 [7]	7.3L						+1
		Manoel Nunes		1400-1200	1200-1000		(0:14.24)							
8	9	BARBADIAN BABE	2	64.2	0:11.30	0:26.54	0:14.36 [8]	8.7L						+1
		Justin Potter		1400-1200	1200-1000		(0:14.36)							
9	3	JE CITY	7	64.9	0:11.30	0:26.28	0:15.06 [9]	12.8L						+4
		Jacob Opperman		1400-1200	1200-1000		(0:15.06)							

Scratched: Duo Perna (#5), Like A Diamond (#8), Grinzinger Ace (#11)

Horse/Jockey Name	SYNCHRO/Todd Pannell
Finish Rank	1
Fastest Section Time (Section)	0:11.19 (L1200)
Top Speed [km/h] (Section)	65.5 (Overall)
Race State	Finished



Morphettville Parks-Professional-2025-06-07

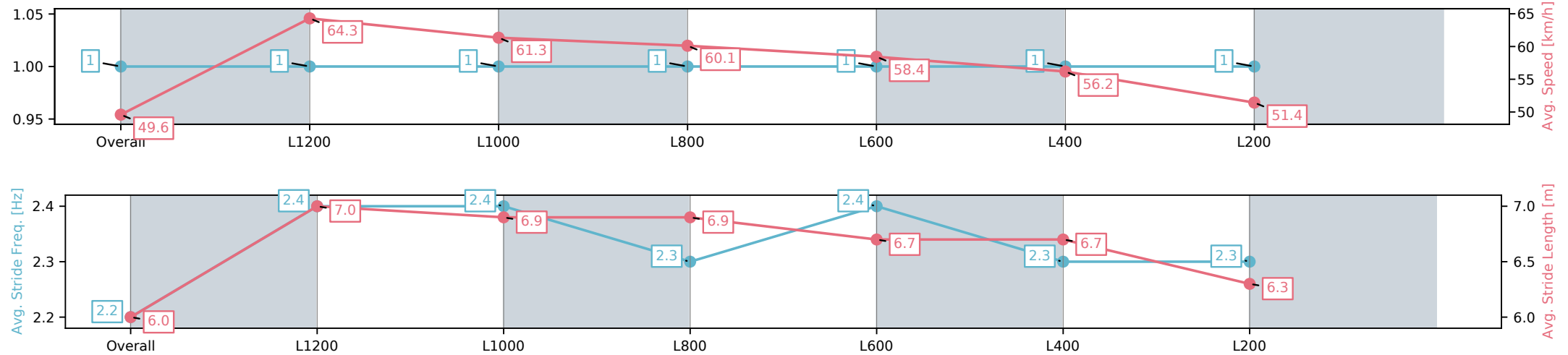
Race 4: Hahn Handicap - 1400m

07 June 2025 - 1:17PM

Track Rating: Soft 7, Weather: Showers, Rail Position: +8m 1000m to WP, + 5m remainder. Sectional 610m



Section	Overall	L1200	L1000	L800	L600	L400	L200
Section Times	1:28.88[1] (0:14.55)	1:14.33[1] (0:11.19)	1:03.14[1] (0:11.81)	0:51.33[1] (0:12.05)	0:39.28[1] (0:12.43)	0:26.85[1] (0:12.84)	0:14.01[1] (0:14.01)
Average Speed [km/h]	49.6	64.3	61.3	60.1	58.4	56.2	51.4
Top Speed [km/h]	64.0	65.5	63.0	61.4	59.2	58.0	54.5
Avg. Dist. to Rail [m]	4.4	1.3	1.7	1.8	1.7	0.9	0.3
Avg. Stride Freq. [Hz]	2.2	2.4	2.4	2.3	2.4	2.3	2.3
Avg. Stride Length [m]	6.0	7.0	6.9	6.9	6.7	6.7	6.3



[] Ranking at each section and finish
-:-:- No data available at this section
NA No data available

Horse/Jockey Name	ALL TOO MYSTI/Lachlan Neindorf
Finish Rank	2
Fastest Section Time (Section)	0:11.32 (L1200)
Top Speed [km/h] (Section)	64.5 (Overall)
Race State	Finished



Morphettville Parks-Professional-2025-06-07

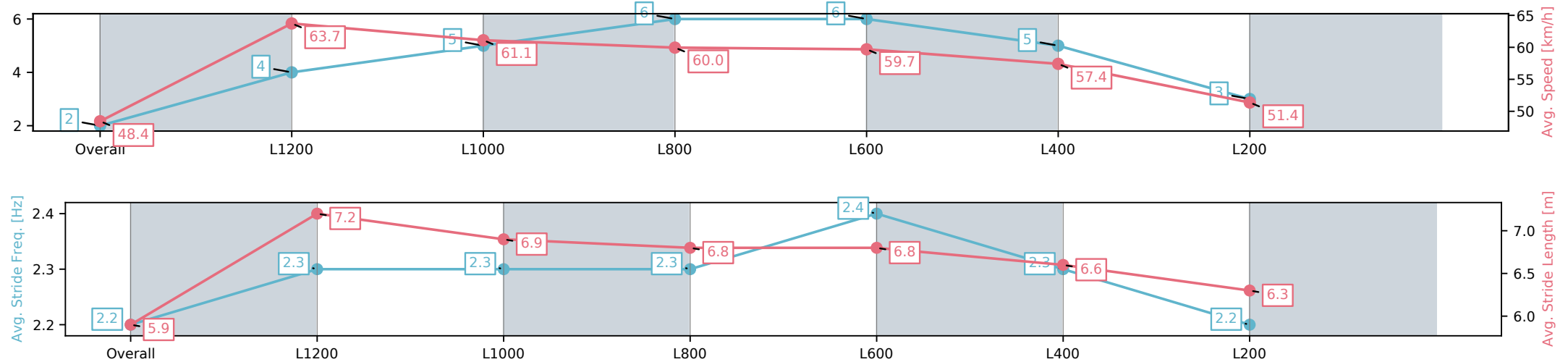
Race 4: Hahn Handicap - 1400m

07 June 2025 - 1:17PM

Track Rating: Soft 7, Weather: Showers, Rail Position: +8m 1000m to WP, + 5m remainder. Sectional 610m



Section	Overall	L1200	L1000	L800	L600	L400	L200
Section Times	1:29.45[2] (0:14.89)	1:14.56[4] (0:11.32)	1:03.24[5] (0:12.01)	0:51.23[6] (0:12.14)	0:39.09[6] (0:12.36)	0:26.73[5] (0:12.70)	0:14.03[3] (0:14.03)
Average Speed [km/h]	48.4	63.7	61.1	60.0	59.7	57.4	51.4
Top Speed [km/h]	62.3	64.5	62.2	60.9	60.5	58.9	55.7
Avg. Dist. to Rail [m]	8.5	2.4	4.2	4.3	4.5	5.4	3.5
Avg. Stride Freq. [Hz]	2.2	2.3	2.3	2.3	2.4	2.3	2.2
Avg. Stride Length [m]	5.9	7.2	6.9	6.8	6.8	6.6	6.3



[] Ranking at each section and finish
-:-:- No data available at this section
NA No data available

Horse/Jockey Name	BIG BRUTE/Felicity Atkinson
Finish Rank	3
Fastest Section Time (Section)	0:11.23 (L1200)
Top Speed [km/h] (Section)	65.7 (Overall)
Race State	Finished



Morphettville Parks-Professional-2025-06-07

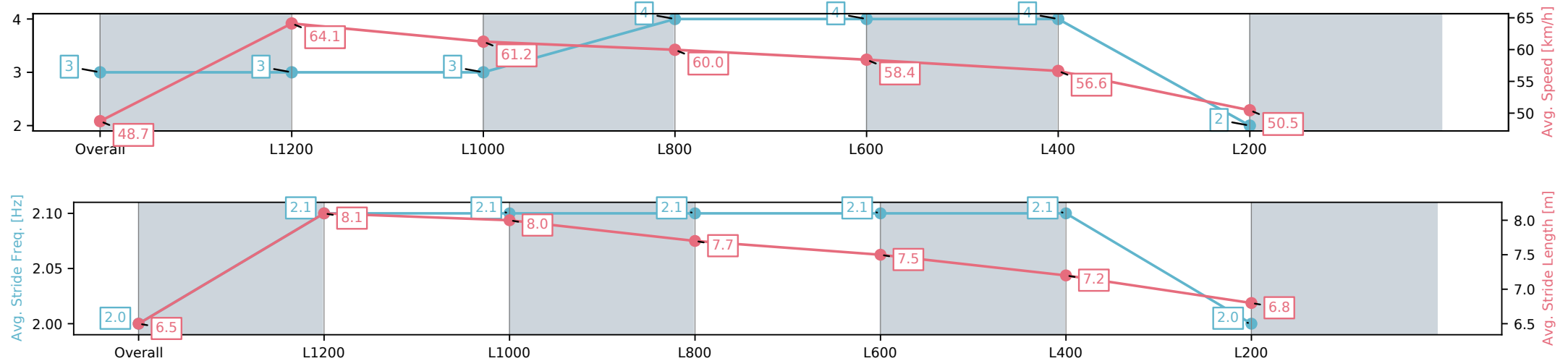
Race 4: Hahn Handicap - 1400m

07 June 2025 - 1:17PM

Track Rating: Soft 7, Weather: Showers, Rail Position: +8m 1000m to WP, + 5m remainder. Sectional 610m



Section	Overall	L1200	L1000	L800	L600	L400	L200
Section Times	1:29.63[3] (0:14.78)	1:14.85[3] (0:11.23)	1:03.62[3] (0:11.89)	0:51.73[4] (0:12.11)	0:39.62[4] (0:12.53)	0:27.09[4] (0:12.82)	0:14.27[2] (0:14.27)
Average Speed [km/h]	48.7	64.1	61.2	60.0	58.4	56.6	50.5
Top Speed [km/h]	63.7	65.7	62.6	61.0	59.8	58.2	54.4
Avg. Dist. to Rail [m]	4.1	1.3	2.6	3.2	3.0	3.9	2.0
Avg. Stride Freq. [Hz]	2.0	2.1	2.1	2.1	2.1	2.1	2.0
Avg. Stride Length [m]	6.5	8.1	8.0	7.7	7.5	7.2	6.8



[] Ranking at each section and finish
-:-:- No data available at this section
NA No data available

Horse/Jockey Name	SPIRIT OF FLIGHT/Stacey Metcalfe
Finish Rank	4
Fastest Section Time (Section)	0:11.27 (L1200)
Top Speed [km/h] (Section)	65.0 (Overall)
Race State	Finished



Morphettville Parks-Professional-2025-06-07

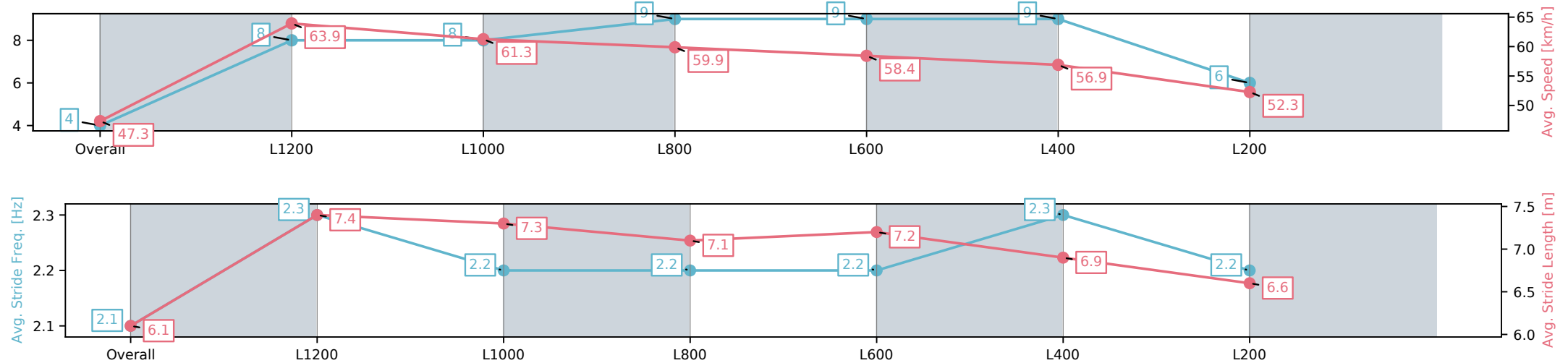
Race 4: Hahn Handicap - 1400m

07 June 2025 - 1:17PM

Track Rating: Soft 7, Weather: Showers, Rail Position: +8m 1000m to WP, + 5m remainder. Sectional 610m



Section	Overall	L1200	L1000	L800	L600	L400	L200
Section Times	1:29.74[4] (0:15.22)	1:14.52[8] (0:11.27)	1:03.25[8] (0:11.94)	0:51.31[9] (0:12.13)	0:39.18[9] (0:12.56)	0:26.62[9] (0:12.82)	0:13.80[6] (0:13.80)
Average Speed [km/h]	47.3	63.9	61.3	59.9	58.4	56.9	52.3
Top Speed [km/h]	61.3	65.0	62.1	61.3	59.1	58.6	56.0
Avg. Dist. to Rail [m]	7.7	1.5	3.2	3.0	3.9	6.6	6.6
Avg. Stride Freq. [Hz]	2.1	2.3	2.2	2.2	2.2	2.3	2.2
Avg. Stride Length [m]	6.1	7.4	7.3	7.1	7.2	6.9	6.6



[] Ranking at each section and finish
-:-:- No data available at this section
NA No data available

Horse/Jockey Name	WHITCHETY GRUB/Anna Jordsjo
Finish Rank	5
Fastest Section Time (Section)	0:11.20 (L1200)
Top Speed [km/h] (Section)	65.8 (Overall)
Race State	Finished



Morphettville Parks-Professional-2025-06-07

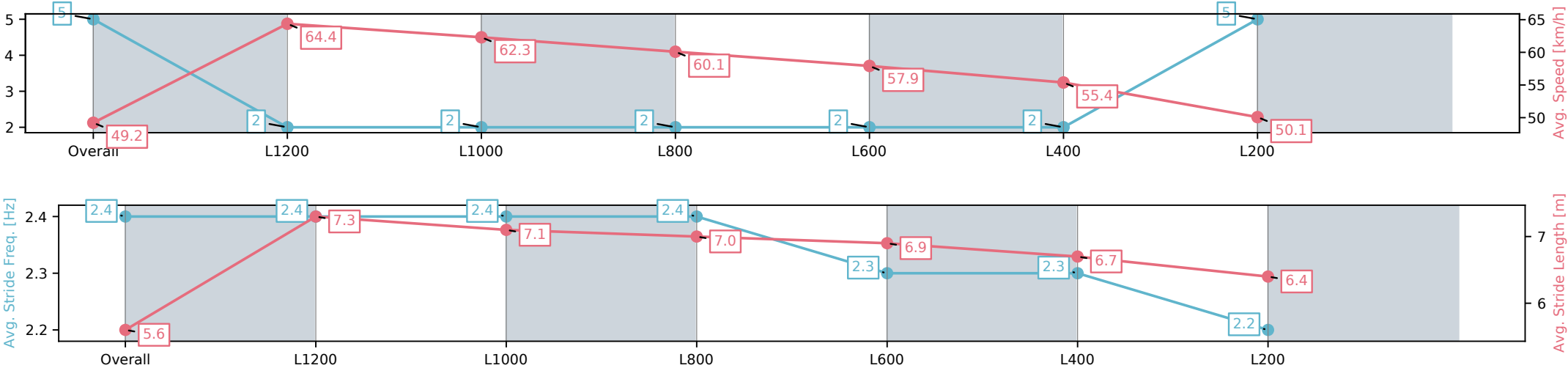
Race 4: Hahn Handicap - 1400m

07 June 2025 - 1:17PM

Track Rating: Soft 7, Weather: Showers, Rail Position: +8m 1000m to WP, + 5m remainder. Sectional 610m



Section	Overall	L1200	L1000	L800	L600	L400	L200
Section Times	1:29.90[5] (0:14.65)	1:15.25[2] (0:11.20)	1:04.05[2] (0:11.82)	0:52.23[2] (0:12.14)	0:40.09[2] (0:12.64)	0:27.45[2] (0:13.08)	0:14.37[5] (0:14.37)
Average Speed [km/h]	49.2	64.4	62.3	60.1	57.9	55.4	50.1
Top Speed [km/h]	64.7	65.8	63.6	61.7	60.1	56.7	54.0
Avg. Dist. to Rail [m]	6.8	3.5	4.9	5.3	3.1	2.9	3.0
Avg. Stride Freq. [Hz]	2.4	2.4	2.4	2.4	2.3	2.3	2.2
Avg. Stride Length [m]	5.6	7.3	7.1	7.0	6.9	6.7	6.4



[] Ranking at each section and finish
-:-:- No data available at this section
NA No data available

Horse/Jockey Name	EVEN SHARPER/Taylor Johnstone
Finish Rank	6
Fastest Section Time (Section)	0:11.22 (L1200)
Top Speed [km/h] (Section)	64.5 (Overall)
Race State	Finished



Morphettville Parks-Professional-2025-06-07

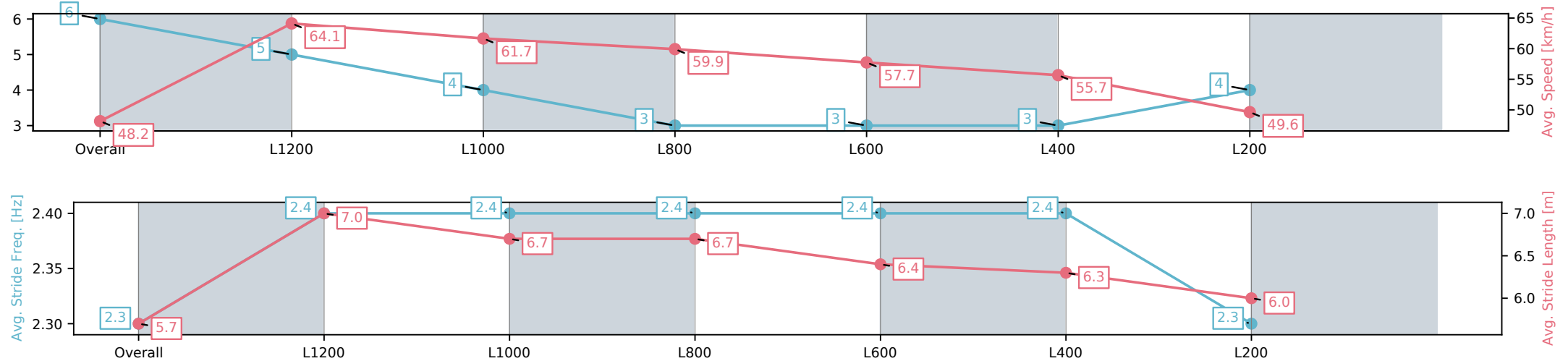
Race 4: Hahn Handicap - 1400m

07 June 2025 - 1:17PM

Track Rating: Soft 7, Weather: Showers, Rail Position: +8m 1000m to WP, + 5m remainder. Sectional 610m



Section	Overall	L1200	L1000	L800	L600	L400	L200
Section Times	1:29.98[6] (0:14.91)	1:15.07[5] (0:11.22)	1:03.85[4] (0:11.74)	0:52.11[3] (0:12.07)	0:40.04[3] (0:12.60)	0:27.44[3] (0:12.95)	0:14.49[4] (0:14.49)
Average Speed [km/h]	48.2	64.1	61.7	59.9	57.7	55.7	49.6
Top Speed [km/h]	63.3	64.5	63.2	61.1	58.9	56.9	53.8
Avg. Dist. to Rail [m]	1.3	1.1	1.6	1.6	1.6	1.4	0.8
Avg. Stride Freq. [Hz]	2.3	2.4	2.4	2.4	2.4	2.4	2.3
Avg. Stride Length [m]	5.7	7.0	6.7	6.7	6.4	6.3	6.0



[] Ranking at each section and finish
-:-:- No data available at this section
NA No data available

Horse/Jockey Name	ASTRODEAN/Manoel Nunes
Finish Rank	7
Fastest Section Time (Section)	0:11.30 (L1200)
Top Speed [km/h] (Section)	64.9 (Overall)
Race State	Finished



Morphettville Parks-Professional-2025-06-07

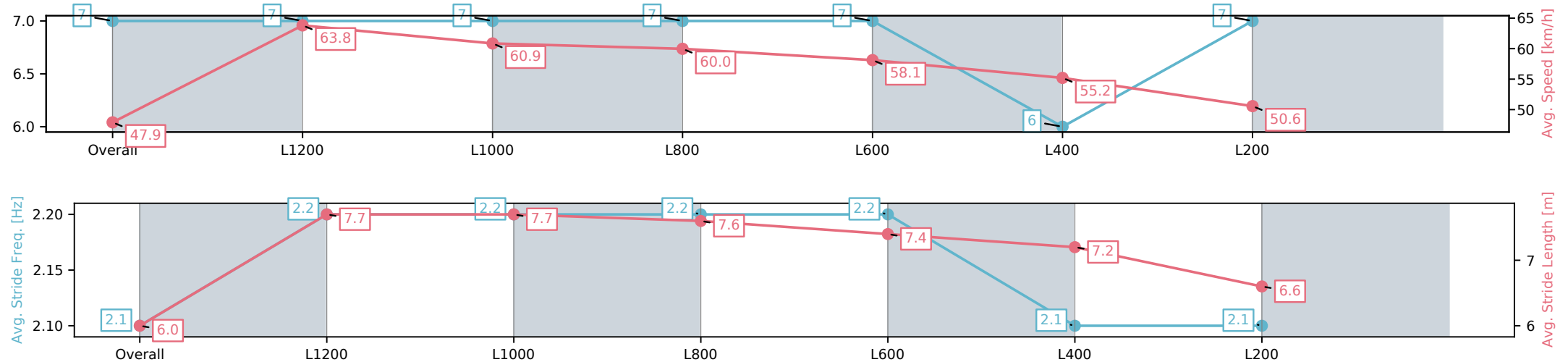
Race 4: Hahn Handicap - 1400m

07 June 2025 - 1:17PM

Track Rating: Soft 7, Weather: Showers, Rail Position: +8m 1000m to WP, + 5m remainder. Sectional 610m



Section	Overall	L1200	L1000	L800	L600	L400	L200
Section Times	1:30.20[7] (0:14.99)	1:15.21[7] (0:11.30)	1:03.91[7] (0:11.97)	0:51.94[7] (0:12.11)	0:39.83[7] (0:12.52)	0:27.31[6] (0:13.07)	0:14.24[7] (0:14.24)
Average Speed [km/h]	47.9	63.8	60.9	60.0	58.1	55.2	50.6
Top Speed [km/h]	63.9	64.9	63.2	61.1	58.9	56.6	55.8
Avg. Dist. to Rail [m]	4.8	1.8	2.6	3.3	1.9	2.5	4.7
Avg. Stride Freq. [Hz]	2.1	2.2	2.2	2.2	2.2	2.1	2.1
Avg. Stride Length [m]	6.0	7.7	7.7	7.6	7.4	7.2	6.6



[] Ranking at each section and finish
-:-:- No data available at this section
NA No data available

Horse/Jockey Name	BARBADIAN BABE/Justin Potter
Finish Rank	8
Fastest Section Time (Section)	0:11.30 (L1200)
Top Speed [km/h] (Section)	64.2 (Overall)
Race State	Finished



Morphettville Parks-Professional-2025-06-07

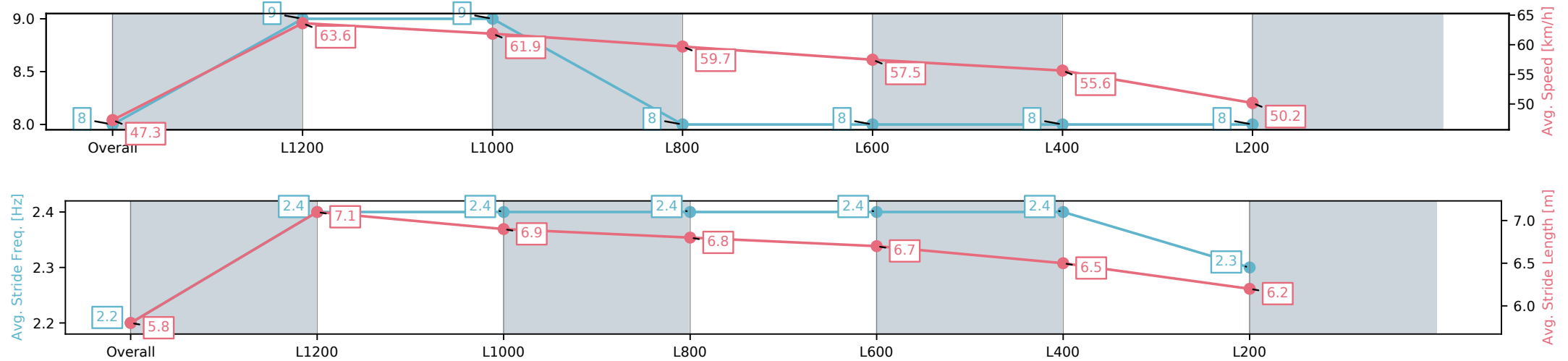
Race 4: Hahn Handicap - 1400m

07 June 2025 - 1:17PM

Track Rating: Soft 7, Weather: Showers, Rail Position: +8m 1000m to WP, + 5m remainder. Sectional 610m



Section	Overall	L1200	L1000	L800	L600	L400	L200
Section Times	1:30.45[8] (0:15.24)	1:15.21[9] (0:11.30)	1:03.91[9] (0:11.74)	0:52.17[8] (0:12.11)	0:40.06[8] (0:12.71)	0:27.35[8] (0:12.99)	0:14.36[8] (0:14.36)
Average Speed [km/h]	47.3	63.6	61.9	59.7	57.5	55.6	50.2
Top Speed [km/h]	62.7	64.2	62.9	61.5	58.6	57.4	54.3
Avg. Dist. to Rail [m]	2.8	0.9	1.7	2.1	2.5	1.7	1.9
Avg. Stride Freq. [Hz]	2.2	2.4	2.4	2.4	2.4	2.4	2.3
Avg. Stride Length [m]	5.8	7.1	6.9	6.8	6.7	6.5	6.2



[] Ranking at each section and finish
-:-:- No data available at this section
NA No data available

Horse/Jockey Name	JE CITY/Jacob Opperman
Finish Rank	9
Fastest Section Time (Section)	0:11.30 (L1200)
Top Speed [km/h] (Section)	64.9 (Overall)
Race State	Finished



Morphettville Parks-Professional-2025-06-07

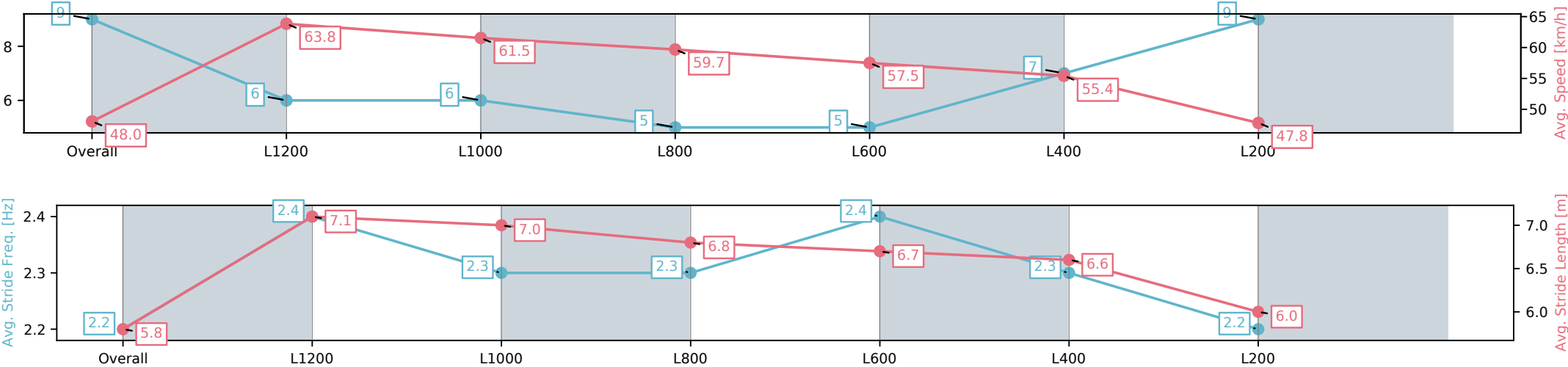
Race 4: Hahn Handicap - 1400m

07 June 2025 - 1:17PM

Track Rating: Soft 7, Weather: Showers, Rail Position: +8m 1000m to WP, + 5m remainder. Sectional 610m



Section	Overall	L1200	L1000	L800	L600	L400	L200
Section Times	1:31.18[9] (0:14.98)	1:16.20[6] (0:11.30)	1:04.90[6] (0:11.85)	0:53.05[5] (0:12.14)	0:40.91[5] (0:12.74)	0:28.17[7] (0:13.11)	0:15.06[9] (0:15.06)
Average Speed [km/h]	48.0	63.8	61.5	59.7	57.5	55.4	47.8
Top Speed [km/h]	63.1	64.9	62.1	61.5	58.4	57.4	52.9
Avg. Dist. to Rail [m]	6.0	1.3	2.7	2.9	3.0	4.9	5.0
Avg. Stride Freq. [Hz]	2.2	2.4	2.3	2.3	2.4	2.3	2.2
Avg. Stride Length [m]	5.8	7.1	7.0	6.8	6.7	6.6	6.0



[] Ranking at each section and finish
-:-:- No data available at this section
NA No data available