



RACINGSA

Morphettville-Professional-2025-05-31
Race 8: Racing for Cystic Fibrosis South Australia Handicap - 1100m
31 May 2025 - 3:43PM



Morphettville

Track Rating: Soft 5, Weather: Fine, Rail Position: +10m 1200m-W/Post, +8m remainder

Section Field Times							Overall	L1000	L800	L600	L400	L200		
							1:06.09 (0:08.59)	0:57.50 (0:10.84)	0:46.66 (0:11.47)	0:35.19 (0:11.47)	0:23.72 (0:11.51)	0:12.20 (0:12.20)		
Position	#	Horse/Jockey	Barrier	Top Speed [km/h]	Fastest Section	First 400m							Margin	Distance Travelled From Winner [m]
1	6	BOUNCING BEYOND	12	67.5	0:11.17	0:25.91	1:06.09	0:57.04 [9]	0:45.75 [10]	0:34.57 [10]	0:23.21 [9]	0:12.04 [6]	1:06.09	
		Jason Holder		800-600	400-200		(0:09.05)	(0:11.28)	(0:11.18)	(0:11.36)	(0:11.17)	(0:12.04)		
2	8	SOLAR BLAST	13	66.6	0:11.18	0:25.78	1:06.15	0:57.24 [8]	0:46.06 [8]	0:34.83 [8]	0:23.48 [7]	0:12.21 [4]	0.4L	-1
		Jake Toeroek		1000-800	1000-800		(0:08.91)	(0:11.18)	(0:11.23)	(0:11.35)	(0:11.27)	(0:12.21)		
3	10	NOETZIE	3	66.9	0:10.96	0:25.38	1:06.23	0:57.41 [5]	0:46.45 [4]	0:35.12 [4]	0:23.72 [4]	0:12.32 [2]	0.88L	-7
		Taylor Johnstone		1200-1000	1000-800		(0:08.82)	(0:10.96)	(0:11.33)	(0:11.40)	(0:11.40)	(0:12.32)		
4	7	HIGH ON SUGAR	8	67.3	0:11.04	0:25.50	1:06.24	0:57.39 [6]	0:46.35 [5]	0:35.05 [5]	0:23.66 [5]	0:12.12 [7]	0.9L	-5
		Fred Kersley		1200-1000	1000-800		(0:08.85)	(0:11.04)	(0:11.30)	(0:11.39)	(0:11.54)	(0:12.12)		
5	9	MILLIVOY	11	66.5	0:11.16	0:25.51	1:06.24	0:57.48 [4]	0:46.32 [6]	0:35.03 [6]	0:23.63 [6]	0:12.30 [5]	0.96L	-3
		Jacob Opperman		1200-1000	1000-800		(0:08.76)	(0:11.16)	(0:11.28)	(0:11.40)	(0:11.33)	(0:12.30)		
6	5	UP THE DEN	7	67.2	0:10.90	0:25.27	1:06.26	0:57.55 [3]	0:46.65 [2]	0:35.29 [3]	0:23.89 [1]	0:12.38 [1]	1.03L	-3
		Todd Pannell		1200-1000	1000-800		(0:08.71)	(0:10.90)	(0:11.36)	(0:11.40)	(0:11.51)	(0:12.38)		
7	14	LEFT TURN CLYDE	10	66.7	0:10.99	0:25.28	1:06.28	0:57.62 [2]	0:46.63 [3]	0:35.35 [2]	0:23.86 [2]	0:12.35 [3]	1.2L	-2
		Matthew Chadwick		1200-1000	1000-800		(0:08.66)	(0:10.99)	(0:11.28)	(0:11.49)	(0:11.51)	(0:12.35)		
8	2	TALKIN' ITALIAN	1	66.1	0:11.16	0:25.85	1:06.33	0:57.19 [12]	0:46.01 [9]	0:34.85 [9]	0:23.45 [10]	0:12.11 [9]	1.47L	-5
		Connor Murtagh		1200-1000	800-600		(0:09.14)	(0:11.18)	(0:11.16)	(0:11.40)	(0:11.34)	(0:12.11)		
9	1	CLARENCE	2	65.9	0:11.19	0:25.68	1:06.36	0:57.49 [7]	0:46.30 [7]	0:35.08 [7]	0:23.56 [8]	0:12.17 [8]	1.7L	-1
		Rochelle Milnes		800-600	1000-800		(0:08.87)	(0:11.19)	(0:11.22)	(0:11.52)	(0:11.39)	(0:12.17)		
10	16	FOSTER STREET	9	66.9	0:11.26	0:26.18	1:06.45	0:57.32 [11]	0:46.03 [13]	0:34.57 [13]	0:23.29 [13]	0:12.03 [11]	2.23L	+6
		Felicity Atkinson		800-600	400-200		(0:09.13)	(0:11.28)	(0:11.46)	(0:11.28)	(0:11.26)	(0:12.03)		

Scratched: Classy Kenny (#3), King Moya (#11), Sabermetric (#15)

Report Created: Sat 31 May 2025 16:33:20 GMT+10 (Note: Timing is based on positional data)

Page 1/15

[] Position in running at each section and finish
-:-:- No data available at this section
NA No data available
Saddle cloth number
DNF Did not finish
DNT Did not track
Background shading for fastest section



Morphettville-Professional-2025-05-31
Race 8: Racing for Cystic Fibrosis South Australia Handicap - 1100m
31 May 2025 - 3:43PM



Track Rating: Soft 5, Weather: Fine, Rail Position: +10m 1200m-W/Post, +8m remainder

Section
Field Times

Overall
1:06.09
(0:08.59)

L1000
0:57.50
(0:10.84)

L800
0:46.66
(0:11.47)

L600
0:35.19
(0:11.47)

L400
0:23.72
(0:11.51)

L200
0:12.20
(0:12.20)

Position	#	Horse/Jockey	Barrier	Top Speed [km/h]	Fastest Section	First 400m	Overall	L1000	L800	L600	L400	L200	Margin	Distance Travelled From Winner [m]
11	12	SUNDOGG	4	65.9	0:11.27	0:26.00	1:06.71	0:57.59 [10]	0:46.32 [11]	0:35.00 [11]	0:23.62 [11]	0:12.24 [13]	3.88L	-2
		Manoel Nunes		1200-1000	1000-800		(0:09.12)	(0:11.27)	(0:11.32)	(0:11.38)	(0:11.38)	(0:12.24)		
12	13	COMMANDER MEROO	5	68.3	0:11.11	0:26.08	1:06.72	0:57.42 [13]	0:46.31 [12]	0:34.99 [12]	0:23.62 [12]	0:12.28 [12]	3.95L	+2
		Margaret Collett		1200-1000	1000-800		(0:09.30)	(0:11.11)	(0:11.32)	(0:11.37)	(0:11.34)	(0:12.28)		
13	4	QUANAH	6	68.1	0:10.84	0:25.07	1:07.27	0:58.69 [1]	0:47.85 [1]	0:36.37 [1]	0:24.78 [3]	0:12.88 [10]	7.39L	-2
		Caitlin Tootell		1200-1000	1000-800		(0:08.57)	(0:10.84)	(0:11.48)	(0:11.59)	(0:11.90)	(0:12.88)		

Scratched: Classy Kenny (#3), King Moya (#11), Sabermetric (#15)

Horse/Jockey Name	BOUNCING BEYOND/Jason Holder
Finish Rank	1
Fastest Section Time (Section)	0:11.17 (L400)
Top Speed [km/h] (Section)	67.5 (L800)
Race State	Finished



Morphettville-Professional-2025-05-31

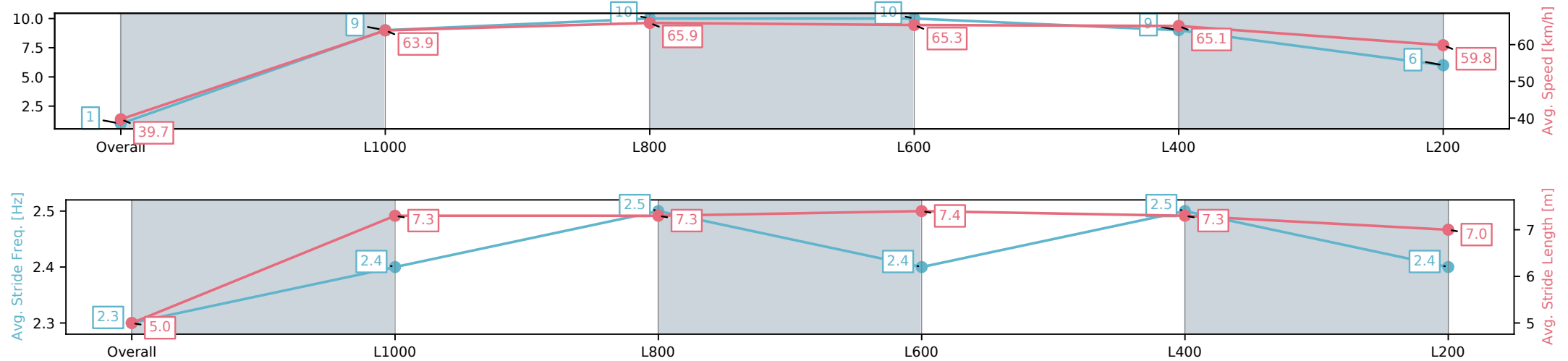
Race 8: Racing for Cystic Fibrosis South Australia
Handicap - 1100m

31 May 2025 - 3:43PM

Track Rating: Soft 5, Weather: Fine, Rail Position: +10m 1200m-W/
Post, +8m remainder



Section	Overall	L1000	L800	L600	L400	L200
Section Times	1:06.09[1] (0:09.05)	0:57.04[9] (0:11.28)	0:45.75[10] (0:11.18)	0:34.57[10] (0:11.36)	0:23.21[9] (0:11.17)	0:12.04[6] (0:12.04)
Average Speed [km/h]	39.7	63.9	65.9	65.3	65.1	59.8
Top Speed [km/h]	61.1	65.5	67.3	67.5	66.1	63.4
Avg. Dist. to Rail [m]	9.3	5.5	5.8	6.1	8.4	10.4
Avg. Stride Freq. [Hz]	2.3	2.4	2.5	2.4	2.5	2.4
Avg. Stride Length [m]	5.0	7.3	7.3	7.4	7.3	7.0



[] Ranking at each section and finish
-:-:- No data available at this section
NA No data available

Horse/Jockey Name	SOLAR BLAST/Jake Toeroek
Finish Rank	2
Fastest Section Time (Section)	0:11.18 (L1000)
Top Speed [km/h] (Section)	66.6 (L1000)
Race State	Finished



Morphettville-Professional-2025-05-31

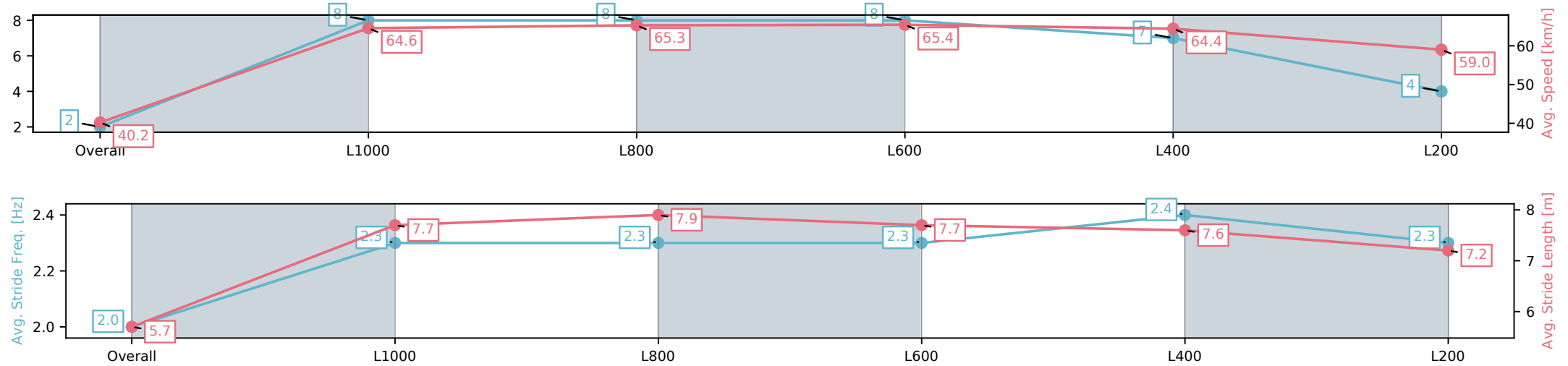
Race 8: Racing for Cystic Fibrosis South Australia
Handicap - 1100m

31 May 2025 - 3:43PM

Track Rating: Soft 5, Weather: Fine, Rail Position: +10m 1200m-W/
Post, +8m remainder



Section	Overall	L1000	L800	L600	L400	L200
Section Times	1:06.15[2] (0:08.91)	0:57.24[8] (0:11.18)	0:46.06[8] (0:11.23)	0:34.83[8] (0:11.35)	0:23.48[7] (0:11.27)	0:12.21[4] (0:12.21)
Average Speed [km/h]	40.2	64.6	65.3	65.4	64.4	59.0
Top Speed [km/h]	60.8	65.6	66.6	66.6	66.1	62.2
Avg. Dist. to Rail [m]	11.2	6.9	4.8	6.0	7.5	9.2
Avg. Stride Freq. [Hz]	2.0	2.3	2.3	2.3	2.4	2.3
Avg. Stride Length [m]	5.7	7.7	7.9	7.7	7.6	7.2



[] Ranking at each section and finish
-:-:- No data available at this section
NA No data available

Horse/Jockey Name	NOETZIE/Taylor Johnstone
Finish Rank	3
Fastest Section Time (Section)	0:10.96 (L1000)
Top Speed [km/h] (Section)	66.9 (Overall)
Race State	Finished



Morphettville-Professional-2025-05-31

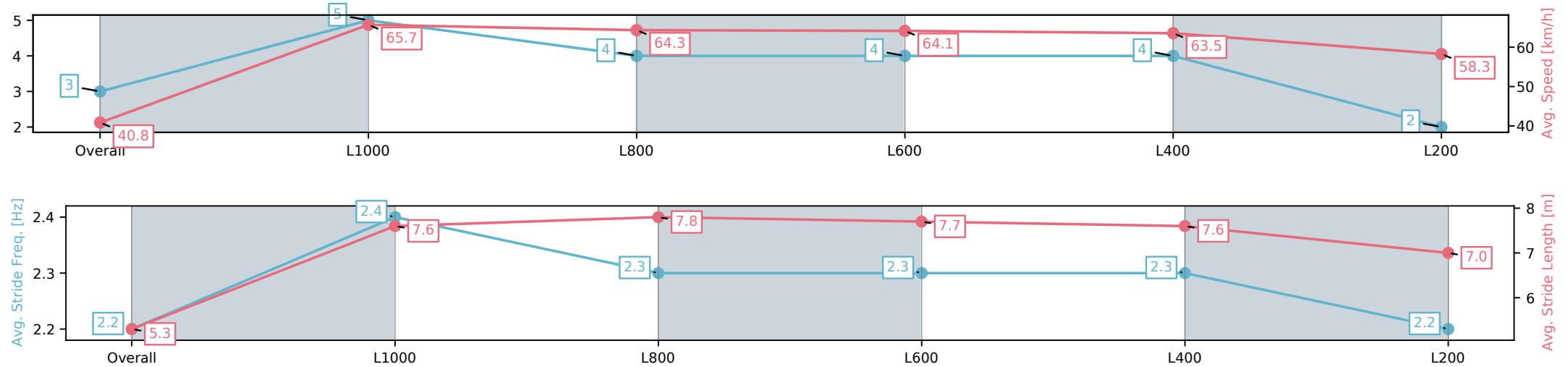
Race 8: Racing for Cystic Fibrosis South Australia
Handicap - 1100m

31 May 2025 - 3:43PM

Track Rating: Soft 5, Weather: Fine, Rail Position: +10m 1200m-W/
Post, +8m remainder



Section	Overall	L1000	L800	L600	L400	L200
Section Times	1:06.23[3] (0:08.82)	0:57.41[5] (0:10.96)	0:46.45[4] (0:11.33)	0:35.12[4] (0:11.40)	0:23.72[4] (0:11.40)	0:12.32[2] (0:12.32)
Average Speed [km/h]	40.8	65.7	64.3	64.1	63.5	58.3
Top Speed [km/h]	62.9	66.9	66.4	65.0	64.6	63.4
Avg. Dist. to Rail [m]	3.9	4.3	3.2	3.0	3.5	4.8
Avg. Stride Freq. [Hz]	2.2	2.4	2.3	2.3	2.3	2.2
Avg. Stride Length [m]	5.3	7.6	7.8	7.7	7.6	7.0



[] Ranking at each section and finish
-:-:- No data available at this section
NA No data available

Horse/Jockey Name	HIGH ON SUGAR/Fred Kersley
Finish Rank	4
Fastest Section Time (Section)	0:11.04 (L1000)
Top Speed [km/h] (Section)	67.3 (Overall)
Race State	Finished



Morphettville-Professional-2025-05-31

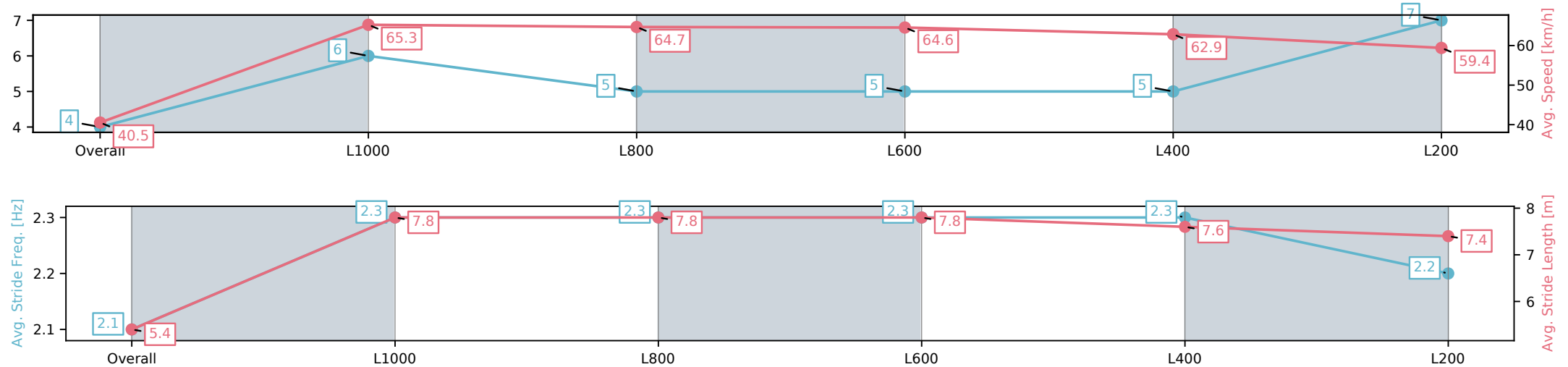
Race 8: Racing for Cystic Fibrosis South Australia
Handicap - 1100m

31 May 2025 - 3:43PM

Track Rating: Soft 5, Weather: Fine, Rail Position: +10m 1200m-W/
Post, +8m remainder



Section	Overall	L1000	L800	L600	L400	L200
Section Times	1:06.24[4] (0:08.85)	0:57.39[6] (0:11.04)	0:46.35[5] (0:11.30)	0:35.05[5] (0:11.39)	0:23.66[5] (0:11.54)	0:12.12[7] (0:12.12)
Average Speed [km/h]	40.5	65.3	64.7	64.6	62.9	59.4
Top Speed [km/h]	60.4	67.3	66.4	65.6	65.2	60.8
Avg. Dist. to Rail [m]	7.4	5.8	3.8	4.1	5.5	4.7
Avg. Stride Freq. [Hz]	2.1	2.3	2.3	2.3	2.3	2.2
Avg. Stride Length [m]	5.4	7.8	7.8	7.8	7.6	7.4



[] Ranking at each section and finish
-:-:- No data available at this section
NA No data available

Horse/Jockey Name	MILLIVOY/Jacob Opperman
Finish Rank	5
Fastest Section Time (Section)	0:11.16 (L1000)
Top Speed [km/h] (Section)	66.5 (Overall)
Race State	Finished



Morphettville-Professional-2025-05-31

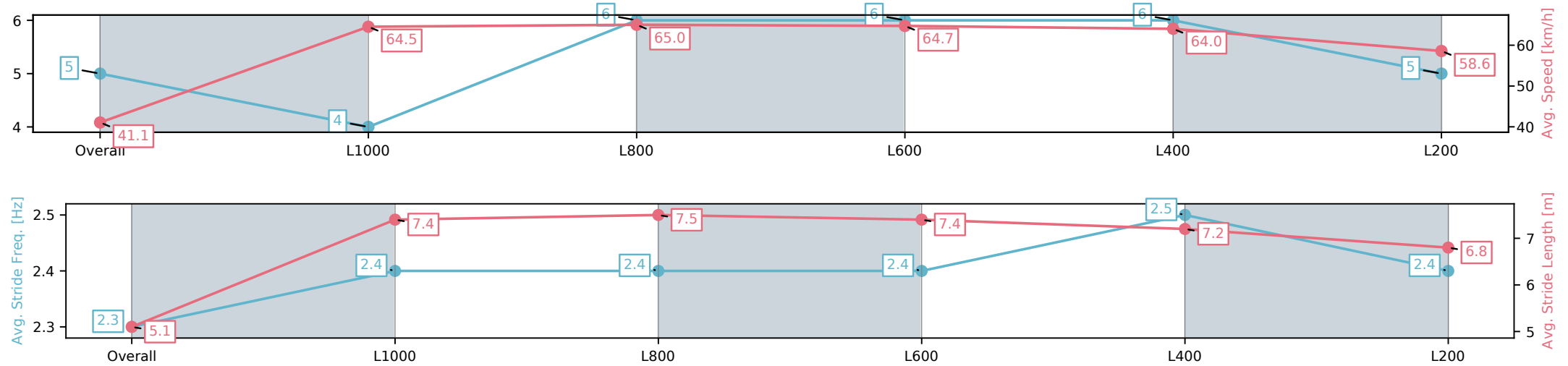
Race 8: Racing for Cystic Fibrosis South Australia
Handicap - 1100m

31 May 2025 - 3:43PM

Track Rating: Soft 5, Weather: Fine, Rail Position: +10m 1200m-W/
Post, +8m remainder



Section	Overall	L1000	L800	L600	L400	L200
Section Times	1:06.24[5] (0:08.76)	0:57.48[4] (0:11.16)	0:46.32[6] (0:11.28)	0:35.03[6] (0:11.40)	0:23.63[6] (0:11.33)	0:12.30[5] (0:12.30)
Average Speed [km/h]	41.1	64.5	65.0	64.7	64.0	58.6
Top Speed [km/h]	61.9	66.5	66.2	66.2	65.0	62.5
Avg. Dist. to Rail [m]	9.6	7.2	4.6	4.9	6.5	8.2
Avg. Stride Freq. [Hz]	2.3	2.4	2.4	2.4	2.5	2.4
Avg. Stride Length [m]	5.1	7.4	7.5	7.4	7.2	6.8



[] Ranking at each section and finish
-:-:- No data available at this section
NA No data available

Horse/Jockey Name	UP THE DEN/Todd Pannell
Finish Rank	6
Fastest Section Time (Section)	0:10.90 (L1000)
Top Speed [km/h] (Section)	67.2 (Overall)
Race State	Finished



Morphettville-Professional-2025-05-31

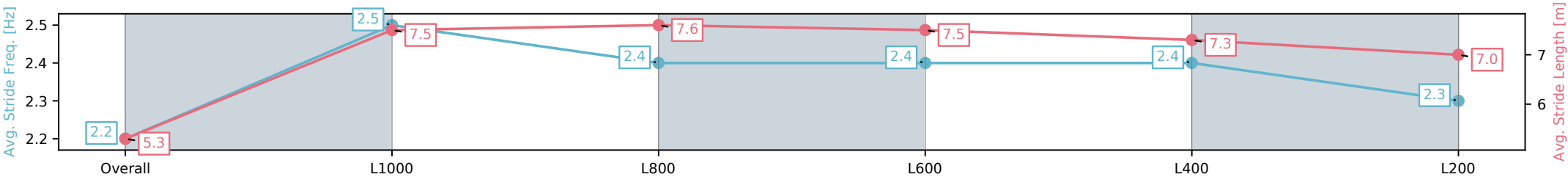
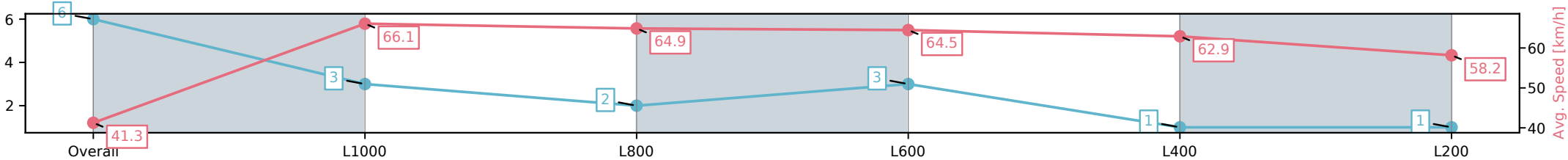
Race 8: Racing for Cystic Fibrosis South Australia
Handicap - 1100m

31 May 2025 - 3:43PM

Track Rating: Soft 5, Weather: Fine, Rail Position: +10m 1200m-W/
Post, +8m remainder



Section	Overall	L1000	L800	L600	L400	L200
Section Times	1:06.26[6] (0:08.71)	0:57.55[3] (0:10.90)	0:46.65[2] (0:11.36)	0:35.29[3] (0:11.40)	0:23.89[1] (0:11.51)	0:12.38[1] (0:12.38)
Average Speed [km/h]	41.3	66.1	64.9	64.5	62.9	58.2
Top Speed [km/h]	63.9	67.2	66.7	64.8	64.0	61.2
Avg. Dist. to Rail [m]	6.7	7.2	5.6	4.5	4.7	5.8
Avg. Stride Freq. [Hz]	2.2	2.5	2.4	2.4	2.4	2.3
Avg. Stride Length [m]	5.3	7.5	7.6	7.5	7.3	7.0



[] Ranking at each section and finish
-:-:- No data available at this section
NA No data available

Horse/Jockey Name	LEFT TURN CLYDE/Matthew Chadwick
Finish Rank	7
Fastest Section Time (Section)	0:10.99 (L1000)
Top Speed [km/h] (Section)	66.7 (Overall)
Race State	Finished



Morphettville-Professional-2025-05-31

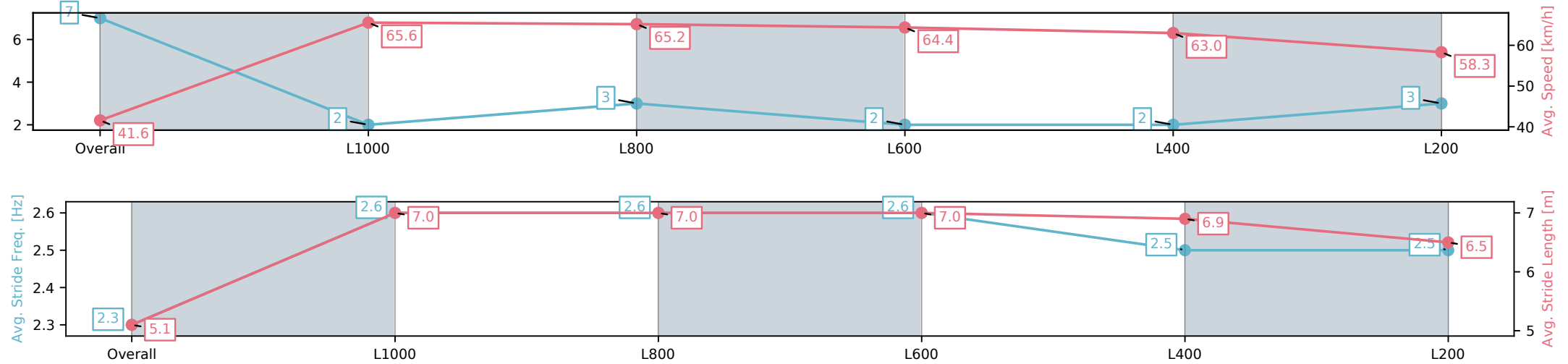
Race 8: Racing for Cystic Fibrosis South Australia
Handicap - 1100m

31 May 2025 - 3:43PM

Track Rating: Soft 5, Weather: Fine, Rail Position: +10m 1200m-W/
Post, +8m remainder



Section	Overall	L1000	L800	L600	L400	L200
Section Times	1:06.28[7] (0:08.66)	0:57.62[2] (0:10.99)	0:46.63[3] (0:11.28)	0:35.35[2] (0:11.49)	0:23.86[2] (0:11.51)	0:12.35[3] (0:12.35)
Average Speed [km/h]	41.6	65.6	65.2	64.4	63.0	58.3
Top Speed [km/h]	62.3	66.7	65.8	65.1	64.8	60.8
Avg. Dist. to Rail [m]	8.6	7.0	5.3	5.3	5.9	7.3
Avg. Stride Freq. [Hz]	2.3	2.6	2.6	2.6	2.5	2.5
Avg. Stride Length [m]	5.1	7.0	7.0	7.0	6.9	6.5



[] Ranking at each section and finish
-:-:- No data available at this section
NA No data available

Horse/Jockey Name	TALKIN' ITALIAN/Connor Murtagh
Finish Rank	8
Fastest Section Time (Section)	0:11.16 (L800)
Top Speed [km/h] (Section)	66.1 (Overall)
Race State	Finished



Morphettville-Professional-2025-05-31

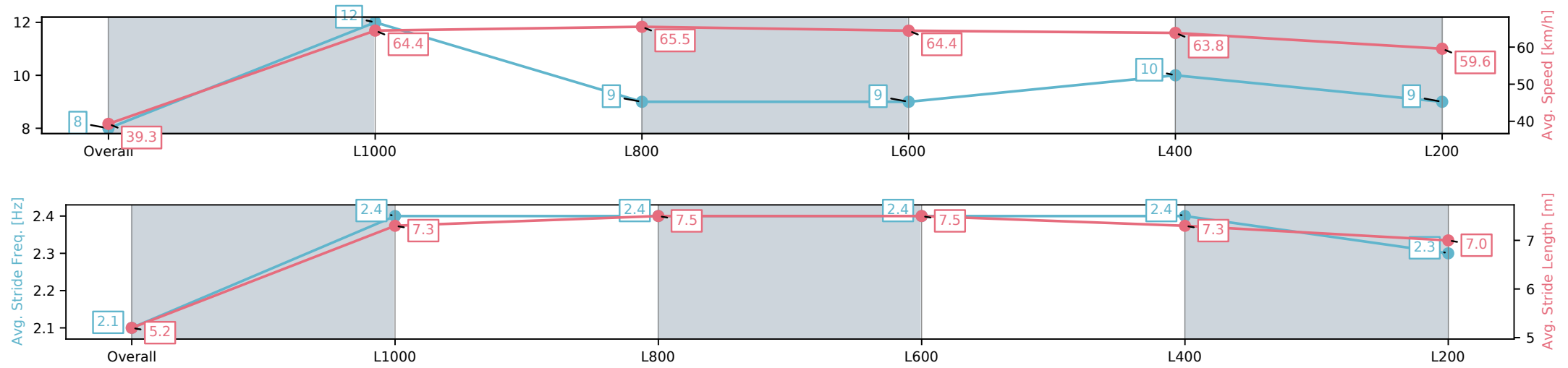
Race 8: Racing for Cystic Fibrosis South Australia
Handicap - 1100m

31 May 2025 - 3:43PM

Track Rating: Soft 5, Weather: Fine, Rail Position: +10m 1200m-W/
Post, +8m remainder



Section	Overall	L1000	L800	L600	L400	L200
Section Times	1:06.33[8] (0:09.14)	0:57.19[12] (0:11.18)	0:46.01[9] (0:11.16)	0:34.85[9] (0:11.40)	0:23.45[10] (0:11.34)	0:12.11[9] (0:12.11)
Average Speed [km/h]	39.3	64.4	65.5	64.4	63.8	59.6
Top Speed [km/h]	60.1	66.1	66.1	65.8	65.0	62.8
Avg. Dist. to Rail [m]	2.5	4.8	4.0	4.0	3.5	2.7
Avg. Stride Freq. [Hz]	2.1	2.4	2.4	2.4	2.4	2.3
Avg. Stride Length [m]	5.2	7.3	7.5	7.5	7.3	7.0



[] Ranking at each section and finish
-:-:- No data available at this section
NA No data available

Horse/Jockey Name	CLARENCE/Rochelle Milnes
Finish Rank	9
Fastest Section Time (Section)	0:11.19 (L1000)
Top Speed [km/h] (Section)	65.9 (L800)
Race State	Finished



Morphettville-Professional-2025-05-31

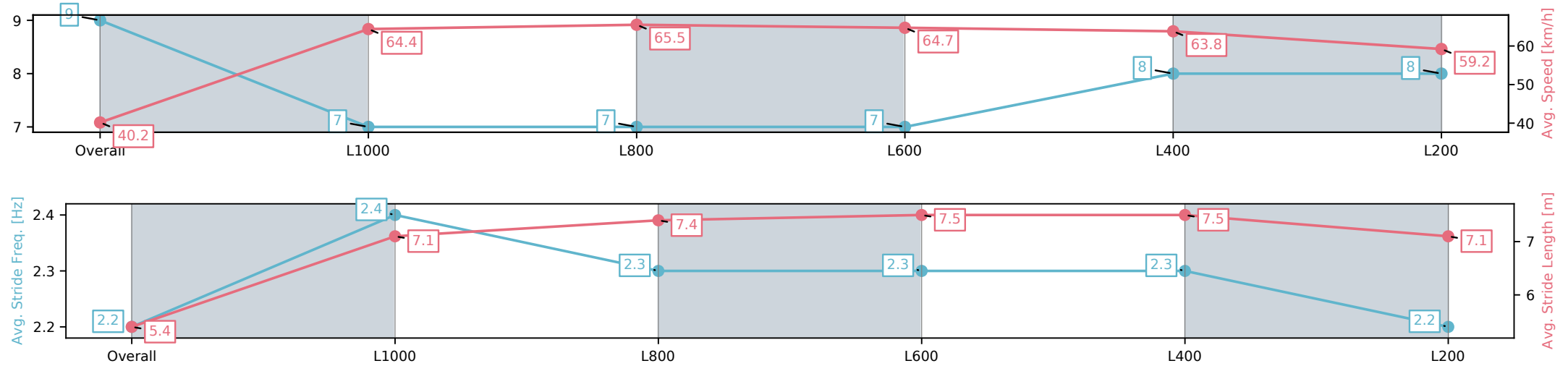
Race 8: Racing for Cystic Fibrosis South Australia
Handicap - 1100m

31 May 2025 - 3:43PM



Track Rating: Soft 5, Weather: Fine, Rail Position: +10m 1200m-W/
Post, +8m remainder

Section	Overall	L1000	L800	L600	L400	L200
Section Times	1:06.36[9] (0:08.87)	0:57.49[7] (0:11.19)	0:46.30[7] (0:11.22)	0:35.08[7] (0:11.52)	0:23.56[8] (0:11.39)	0:12.17[8] (0:12.17)
Average Speed [km/h]	40.2	64.4	65.5	64.7	63.8	59.2
Top Speed [km/h]	60.4	65.2	65.7	65.9	65.4	61.2
Avg. Dist. to Rail [m]	3.0	5.0	5.1	7.0	7.8	10.0
Avg. Stride Freq. [Hz]	2.2	2.4	2.3	2.3	2.3	2.2
Avg. Stride Length [m]	5.4	7.1	7.4	7.5	7.5	7.1



[] Ranking at each section and finish
-:-:- No data available at this section
NA No data available

Horse/Jockey Name	FOSTER STREET/Felicity Atkinson
Finish Rank	10
Fastest Section Time (Section)	0:11.26 (L400)
Top Speed [km/h] (Section)	66.9 (L800)
Race State	Finished



Morphettville-Professional-2025-05-31

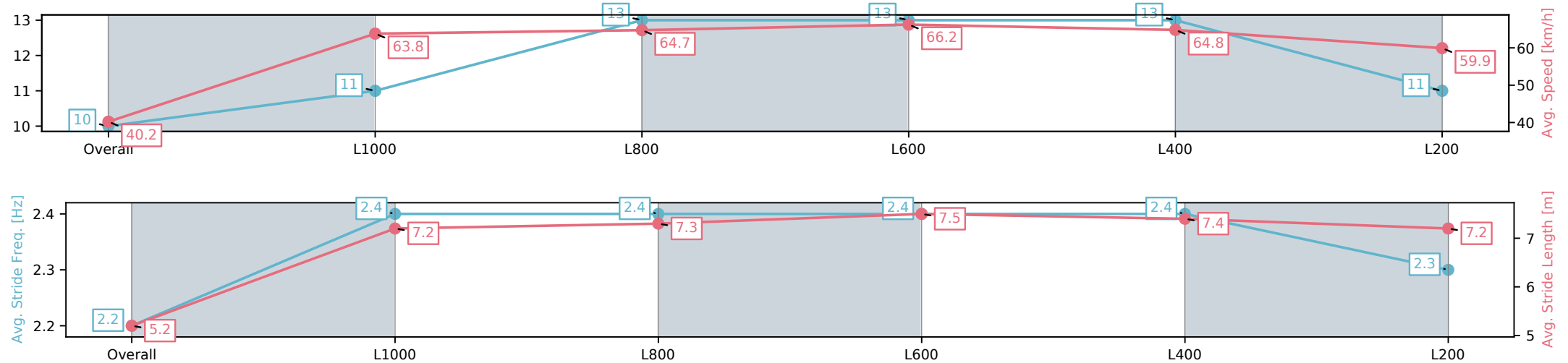
Race 8: Racing for Cystic Fibrosis South Australia
Handicap - 1100m

31 May 2025 - 3:43PM

Track Rating: Soft 5, Weather: Fine, Rail Position: +10m 1200m-W/
Post, +8m remainder



Section	Overall	L1000	L800	L600	L400	L200
Section Times	1:06.45[10] (0:09.13)	0:57.32[11] (0:11.28)	0:46.03[13] (0:11.46)	0:34.57[13] (0:11.28)	0:23.29[13] (0:11.26)	0:12.03[11] (0:12.03)
Average Speed [km/h]	40.2	63.8	64.7	66.2	64.8	59.9
Top Speed [km/h]	59.9	65.3	65.5	66.9	66.2	64.4
Avg. Dist. to Rail [m]	7.8	7.5	7.3	7.6	10.3	11.3
Avg. Stride Freq. [Hz]	2.2	2.4	2.4	2.4	2.4	2.3
Avg. Stride Length [m]	5.2	7.2	7.3	7.5	7.4	7.2



[] Ranking at each section and finish
-:-:- No data available at this section
NA No data available

Horse/Jockey Name	SUNDOGG/Manoel Nunes
Finish Rank	11
Fastest Section Time (Section)	0:11.27 (L1000)
Top Speed [km/h] (Section)	65.9 (Overall)
Race State	Finished



Morphettville-Professional-2025-05-31

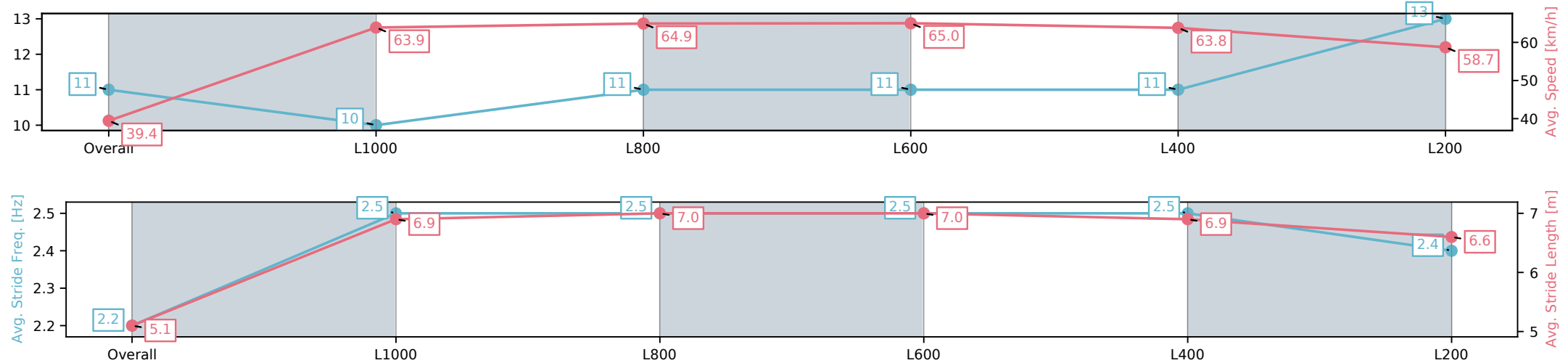
Race 8: Racing for Cystic Fibrosis South Australia
Handicap - 1100m

31 May 2025 - 3:43PM

Track Rating: Soft 5, Weather: Fine, Rail Position: +10m 1200m-W/
Post, +8m remainder



Section	Overall	L1000	L800	L600	L400	L200
Section Times	1:06.71[11] (0:09.12)	0:57.59[10] (0:11.27)	0:46.32[11] (0:11.32)	0:35.00[11] (0:11.38)	0:23.62[11] (0:11.38)	0:12.24[13] (0:12.24)
Average Speed [km/h]	39.4	63.9	64.9	65.0	63.8	58.7
Top Speed [km/h]	59.9	65.9	65.6	65.8	64.7	62.3
Avg. Dist. to Rail [m]	4.7	5.1	5.2	5.3	7.2	10.0
Avg. Stride Freq. [Hz]	2.2	2.5	2.5	2.5	2.5	2.4
Avg. Stride Length [m]	5.1	6.9	7.0	7.0	6.9	6.6



[] Ranking at each section and finish
-:-:- No data available at this section
NA No data available

Horse/Jockey Name	COMMANDER MEROO/Margaret Collett
Finish Rank	12
Fastest Section Time (Section)	0:11.11 (L1000)
Top Speed [km/h] (Section)	68.3 (Overall)
Race State	Finished



Morphettville-Professional-2025-05-31

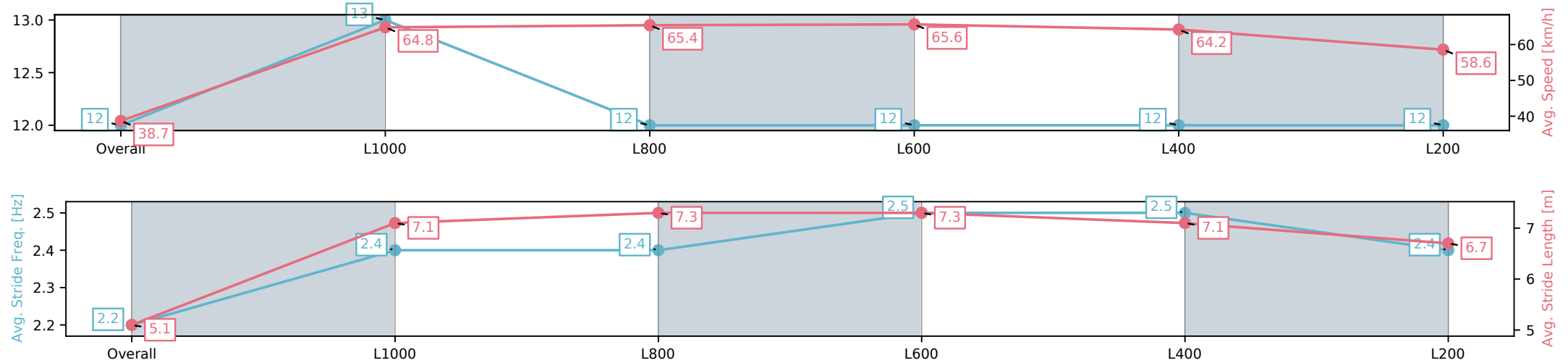
Race 8: Racing for Cystic Fibrosis South Australia
Handicap - 1100m

31 May 2025 - 3:43PM



Track Rating: Soft 5, Weather: Fine, Rail Position: +10m 1200m-W/
Post, +8m remainder

Section	Overall	L1000	L800	L600	L400	L200
Section Times	1:06.72[12] (0:09.30)	0:57.42[13] (0:11.11)	0:46.31[12] (0:11.32)	0:34.99[12] (0:11.37)	0:23.62[12] (0:11.34)	0:12.28[12] (0:12.28)
Average Speed [km/h]	38.7	64.8	65.4	65.6	64.2	58.6
Top Speed [km/h]	61.7	68.3	66.4	67.1	65.1	62.1
Avg. Dist. to Rail [m]	5.9	6.7	6.8	7.0	9.3	11.0
Avg. Stride Freq. [Hz]	2.2	2.4	2.4	2.5	2.5	2.4
Avg. Stride Length [m]	5.1	7.1	7.3	7.3	7.1	6.7



[] Ranking at each section and finish
-:-:- No data available at this section
NA No data available

Horse/Jockey Name	QUANAH/Caitlin Tootell
Finish Rank	13
Fastest Section Time (Section)	0:10.84 (L1000)
Top Speed [km/h] (Section)	68.1 (Overall)
Race State	Finished



Morphettville-Professional-2025-05-31

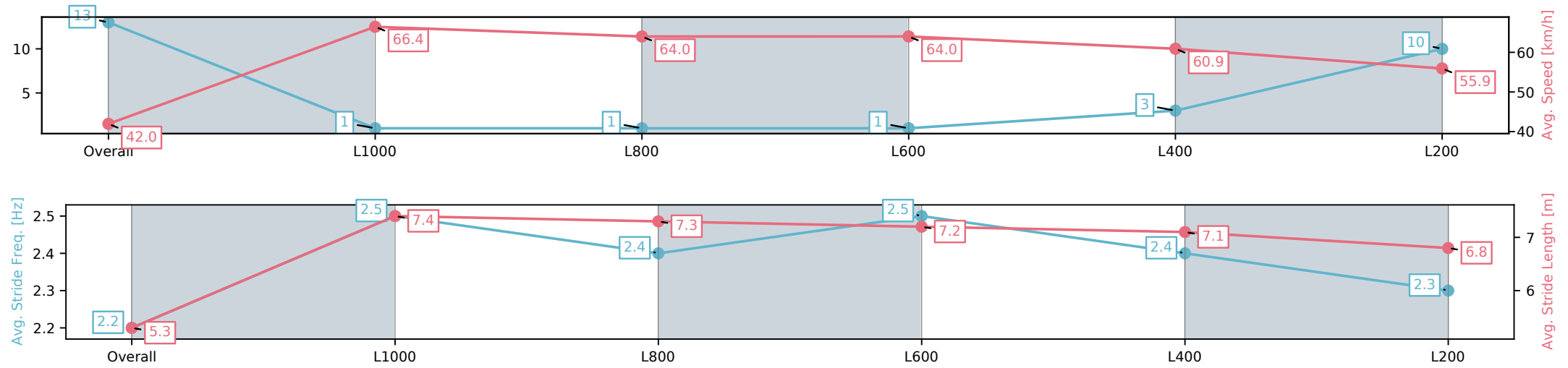
Race 8: Racing for Cystic Fibrosis South Australia
Handicap - 1100m

31 May 2025 - 3:43PM

Track Rating: Soft 5, Weather: Fine, Rail Position: +10m 1200m-W/
Post, +8m remainder



Section	Overall	L1000	L800	L600	L400	L200
Section Times	1:07.27[13] (0:08.57)	0:58.69[1] (0:10.84)	0:47.85[1] (0:11.48)	0:36.37[1] (0:11.59)	0:24.78[3] (0:11.90)	0:12.88[10] (0:12.88)
Average Speed [km/h]	42.0	66.4	64.0	64.0	60.9	55.9
Top Speed [km/h]	64.1	68.1	65.6	65.6	62.7	58.3
Avg. Dist. to Rail [m]	5.2	4.7	4.7	5.8	6.6	8.5
Avg. Stride Freq. [Hz]	2.2	2.5	2.4	2.5	2.4	2.3
Avg. Stride Length [m]	5.3	7.4	7.3	7.2	7.1	6.8



[] Ranking at each section and finish
-:-:- No data available at this section
NA No data available