



Morphettville-Professional-2025-05-31

Race 7: Thomas Farms Handicap - 1200m

31 May 2025 - 3:03PM

Track Rating: Soft 5, Weather: Fine, Rail Position: +10m 1200m-W/Post, +8m remainder



Section Field Times							Overall	L1000	L800	L600	L400	L200		
							1:12.55 (0:14.59)	0:57.96 (0:11.54)	0:46.43 (0:11.75)	0:34.68 (0:11.56)	0:23.12 (0:11.35)	0:11.78 (0:11.78)		
Position	#	Horse/Jockey	Barrier	Top Speed [km/h]	Fastest Section	First 400m							Margin	Distance Travelled From Winner [m]
1	10	LOVELY LOOKIN'	3	65.5	0:11.19	0:26.12	1:12.55	0:57.97 [2]	0:46.43 [1]	0:34.62 [3]	0:22.92 [2]	0:11.73 [2]	1:12.55	
		Taylor Johnstone		600-400	400-200		(0:14.57)	(0:11.54)	(0:11.81)	(0:11.70)	(0:11.19)	(0:11.73)		
2	13	METRICAL	8	64.6	0:11.27	0:26.37	1:12.71	0:57.78 [4]	0:46.34 [4]	0:34.62 [4]	0:22.81 [7]	0:11.54 [7]	1.02L	+1
		Matthew Chadwick		600-400	400-200		(0:14.93)	(0:11.44)	(0:11.72)	(0:11.81)	(0:11.27)	(0:11.54)		
3	11	STARLITE VALLEY	1	64.2	0:11.35	0:26.15	1:12.75	0:58.17 [1]	0:46.60 [2]	0:34.88 [2]	0:23.33 [1]	0:11.98 [1]	1.24L	-3
		Teagan Voorham		600-400	400-200		(0:14.57)	(0:11.56)	(0:11.72)	(0:11.55)	(0:11.35)	(0:11.98)		
4	8	DELIGHTFUL SHECKY	4	64.8	0:11.30	0:26.43	1:12.83	0:57.92 [3]	0:46.40 [5]	0:34.68 [5]	0:23.07 [4]	0:11.77 [4]	1.73L	-2
		Fred Kersley		600-400	400-200		(0:14.91)	(0:11.52)	(0:11.72)	(0:11.61)	(0:11.30)	(0:11.77)		
5	12	THREE RINGS	12	67.9	0:10.92	0:26.20	1:12.89	0:57.61 [11]	0:46.69 [3]	0:35.02 [1]	0:23.25 [3]	0:11.96 [3]	2.13L	-2
		Manoel Nunes		1200-1000	1000-800		(0:15.28)	(0:10.92)	(0:11.67)	(0:11.77)	(0:11.28)	(0:11.96)		
6	2	VALIDATED	10	66.3	0:11.06	0:26.89	1:12.99	0:57.69 [12]	0:46.10 [11]	0:34.43 [11]	0:22.89 [11]	0:11.83 [5]	2.78L	-2
		Felicity Atkinson		600-400	400-200		(0:15.30)	(0:11.59)	(0:11.67)	(0:11.54)	(0:11.06)	(0:11.83)		
7	5	LONRODEX	11	67.0	0:11.11	0:26.91	1:13.00	0:57.85 [9]	0:46.09 [12]	0:34.37 [12]	0:22.83 [12]	0:11.72 [10]	2.81L	+0
		Connor Murtagh		600-400	400-200		(0:15.15)	(0:11.76)	(0:11.72)	(0:11.54)	(0:11.11)	(0:11.72)		
8	14	STRATUM PRIDE	9	65.0	0:11.38	0:26.82	1:13.11	0:57.84 [10]	0:46.29 [10]	0:34.76 [8]	0:23.27 [6]	0:11.89 [8]	3.53L	-4
		Margaret Collett		600-400	400-200		(0:15.27)	(0:11.55)	(0:11.53)	(0:11.49)	(0:11.38)	(0:11.89)		
9	9	DECLARED	2	64.4	0:11.36	0:26.64	1:13.25	0:58.23 [7]	0:46.61 [8]	0:34.91 [7]	0:23.44 [5]	0:12.08 [6]	4.38L	-4
		Jake Toeroek		600-400	400-200		(0:15.02)	(0:11.62)	(0:11.70)	(0:11.47)	(0:11.36)	(0:12.08)		
10	6	TAP 'N' RUN	5	64.8	0:11.32	0:26.62	1:13.33	0:58.39 [5]	0:46.71 [6]	0:34.93 [10]	0:23.39 [8]	0:12.07 [9]	4.87L	-1
		Jacob Opperman		600-400	400-200		(0:14.94)	(0:11.68)	(0:11.78)	(0:11.54)	(0:11.32)	(0:12.07)		

Scratched: Dirty Grin (#3), Dothraki (#7)

Report Created: Sat 31 May 2025 16:05:48 GMT+10 (Note: Timing is based on positional data)

Page 1/14

[] Position in running at each section and finish
-:-:- No data available at this section
NA No data available
Background shading for fastest section

Saddle cloth number
DNF Did not finish
DNT Did not track



Morphettville-Professional-2025-05-31
Race 7: Thomas Farms Handicap - 1200m
31 May 2025 - 3:03PM



Track Rating: Soft 5, Weather: Fine, Rail Position: +10m 1200m-W/Post, +8m remainder

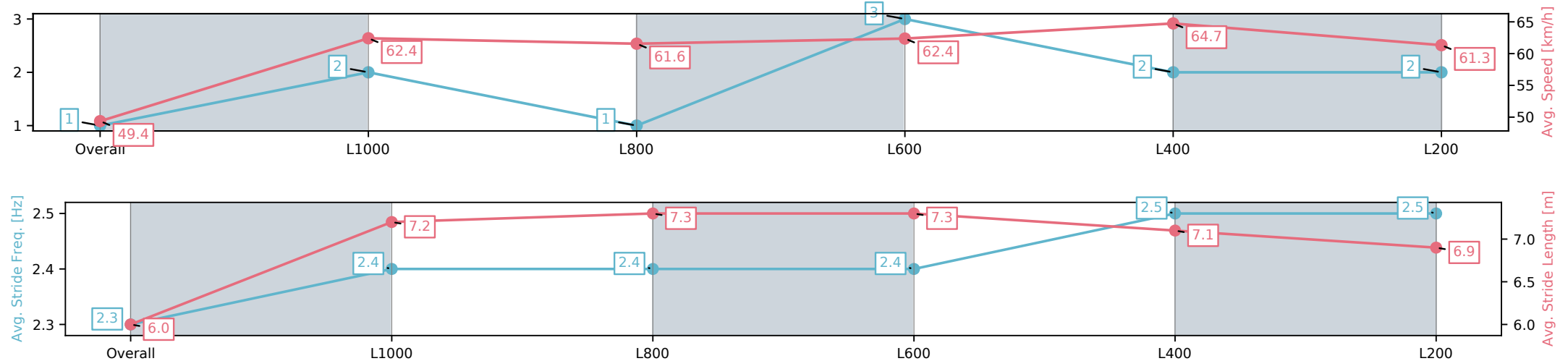
Section Field Times							Overall	L1000	L800	L600	L400	L200		
							1:12.55 (0:14.59)	0:57.96 (0:11.54)	0:46.43 (0:11.75)	0:34.68 (0:11.56)	0:23.12 (0:11.35)	0:11.78 (0:11.78)		
Position	#	Horse/Jockey	Barrier	Top Speed [km/h]	Fastest Section	First 400m							Margin	Distance Travelled From Winner [m]
11	1	EASY CAMPESE	6	64.3	0:11.37	0:26.63	1:13.37	0:58.36 [6]	0:46.74 [7]	0:34.98 [9]	0:23.36 [9]	0:11.99 [11]	5.13L	+0
		Rochelle Milnes		600-400	400-200		(0:15.01)	(0:11.62)	(0:11.76)	(0:11.62)	(0:11.37)	(0:11.99)		
12	4	MANHATTEN TIMES	7	65.3	0:11.37	0:26.65	1:13.68	0:58.60 [8]	0:47.03 [9]	0:35.37 [6]	0:23.65 [10]	0:12.28 [12]	7.05L	+1
		Jason Holder		600-400	400-200		(0:15.08)	(0:11.56)	(0:11.66)	(0:11.72)	(0:11.37)	(0:12.28)		

Scratched: Dirty Grin (#3), Dothraki (#7)

Horse/Jockey Name	LOVELY LOOKIN'/Taylor Johnstone
Finish Rank	1
Fastest Section Time (Section)	0:11.19 (L400)
Top Speed [km/h] (Section)	65.5 (L600)
Race State	Finished



Section	Overall	L1000	L800	L600	L400	L200
Section Times	1:12.55[1] (0:14.57)	0:57.97[2] (0:11.54)	0:46.43[1] (0:11.81)	0:34.62[3] (0:11.70)	0:22.92[2] (0:11.19)	0:11.73[2] (0:11.73)
Average Speed [km/h]	49.4	62.4	61.6	62.4	64.7	61.3
Top Speed [km/h]	62.6	62.7	62.4	63.8	65.5	64.7
Avg. Dist. to Rail [m]	4.5	2.8	2.5	2.6	5.5	7.2
Avg. Stride Freq. [Hz]	2.3	2.4	2.4	2.4	2.5	2.5
Avg. Stride Length [m]	6.0	7.2	7.3	7.3	7.1	6.9

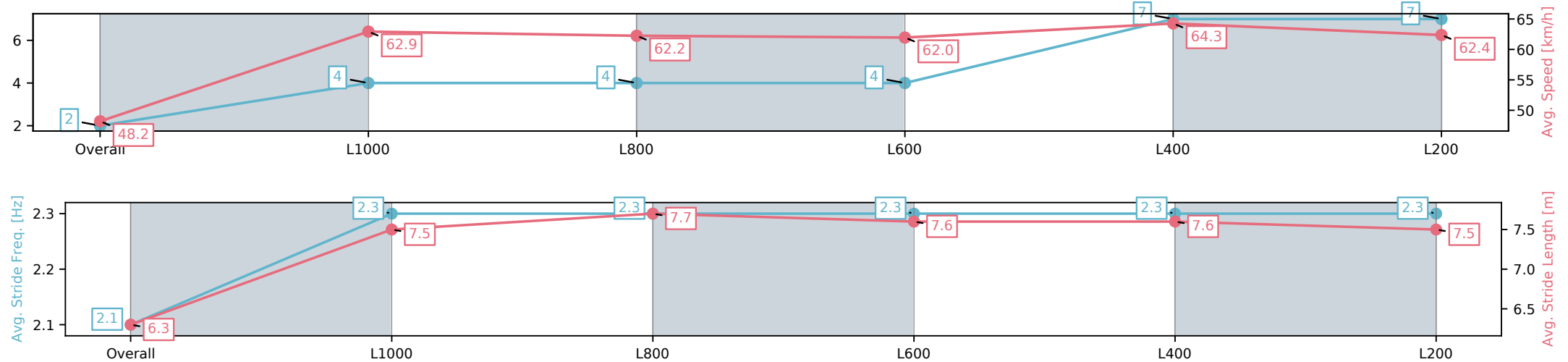


[] Ranking at each section and finish
-:-:- No data available at this section
NA No data available

Horse/Jockey Name	METRICAL/Matthew Chadwick
Finish Rank	2
Fastest Section Time (Section)	0:11.27 (L400)
Top Speed [km/h] (Section)	64.6 (L600)
Race State	Finished



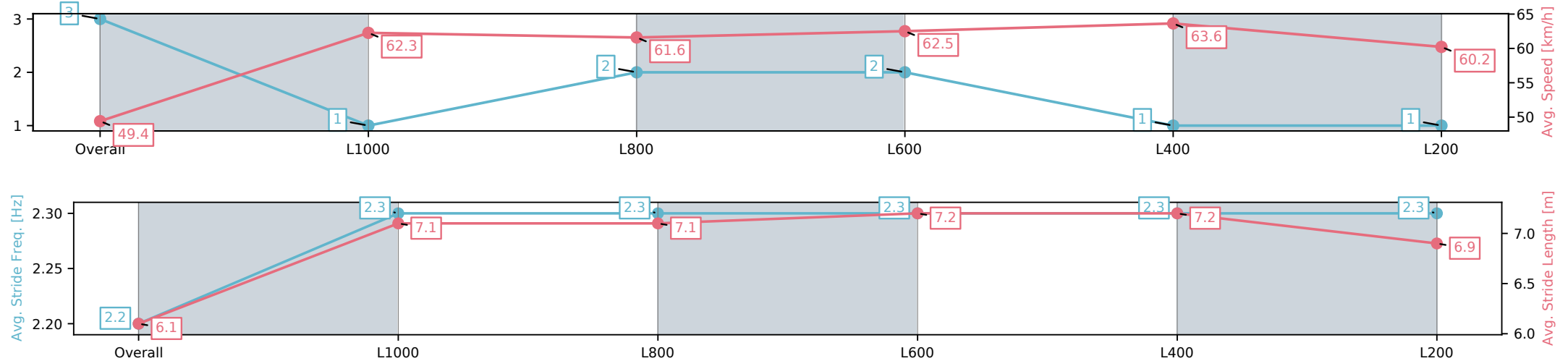
Section	Overall	L1000	L800	L600	L400	L200
Section Times	1:12.71[2] (0:14.93)	0:57.78[4] (0:11.44)	0:46.34[4] (0:11.72)	0:34.62[4] (0:11.81)	0:22.81[7] (0:11.27)	0:11.54[7] (0:11.54)
Average Speed [km/h]	48.2	62.9	62.2	62.0	64.3	62.4
Top Speed [km/h]	63.6	64.3	63.9	63.0	64.6	64.3
Avg. Dist. to Rail [m]	7.8	5.8	3.4	3.1	5.4	8.1
Avg. Stride Freq. [Hz]	2.1	2.3	2.3	2.3	2.3	2.3
Avg. Stride Length [m]	6.3	7.5	7.7	7.6	7.6	7.5



Horse/Jockey Name	STARLITE VALLEY/Teagan Voorham
Finish Rank	3
Fastest Section Time (Section)	0:11.35 (L400)
Top Speed [km/h] (Section)	64.2 (L600)
Race State	Finished



Section	Overall	L1000	L800	L600	L400	L200
Section Times	1:12.75[3] (0:14.57)	0:58.17[1] (0:11.56)	0:46.60[2] (0:11.72)	0:34.88[2] (0:11.55)	0:23.33[1] (0:11.35)	0:11.98[1] (0:11.98)
Average Speed [km/h]	49.4	62.3	61.6	62.5	63.6	60.2
Top Speed [km/h]	61.6	62.7	62.9	63.5	64.2	62.8
Avg. Dist. to Rail [m]	2.4	1.6	1.0	0.6	2.9	4.1
Avg. Stride Freq. [Hz]	2.2	2.3	2.3	2.3	2.3	2.3
Avg. Stride Length [m]	6.1	7.1	7.1	7.2	7.2	6.9

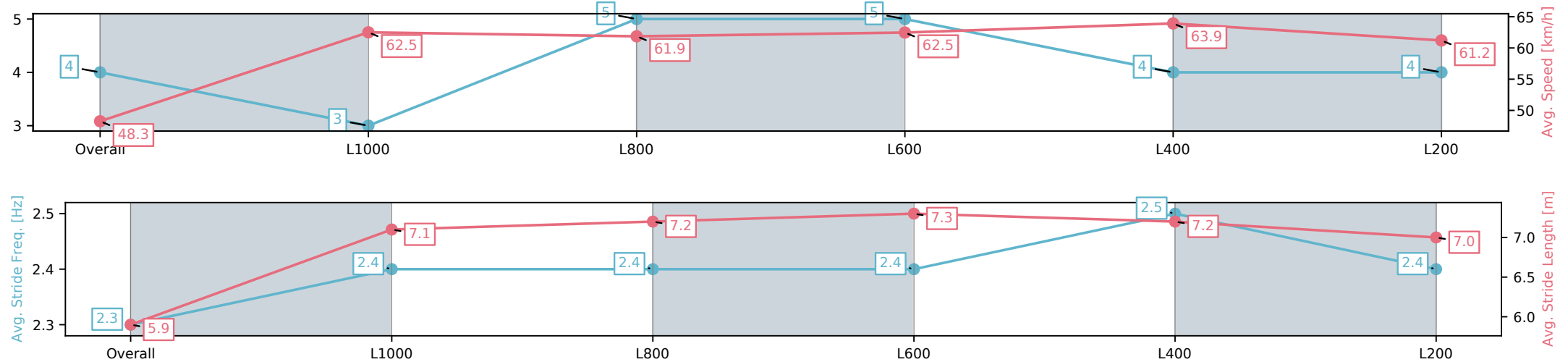


[] Ranking at each section and finish
-:-:- No data available at this section
NA No data available

Horse/Jockey Name	DELIGHTFUL SHECKY/Fred Kersley
Finish Rank	4
Fastest Section Time (Section)	0:11.30 (L400)
Top Speed [km/h] (Section)	64.8 (L600)
Race State	Finished



Section	Overall	L1000	L800	L600	L400	L200
Section Times	1:12.83[4] (0:14.91)	0:57.92[3] (0:11.52)	0:46.40[5] (0:11.72)	0:34.68[5] (0:11.61)	0:23.07[4] (0:11.30)	0:11.77[4] (0:11.77)
Average Speed [km/h]	48.3	62.5	61.9	62.5	63.9	61.2
Top Speed [km/h]	64.1	63.6	63.3	63.9	64.8	63.9
Avg. Dist. to Rail [m]	5.3	3.1	2.1	1.3	2.9	5.6
Avg. Stride Freq. [Hz]	2.3	2.4	2.4	2.4	2.5	2.4
Avg. Stride Length [m]	5.9	7.1	7.2	7.3	7.2	7.0

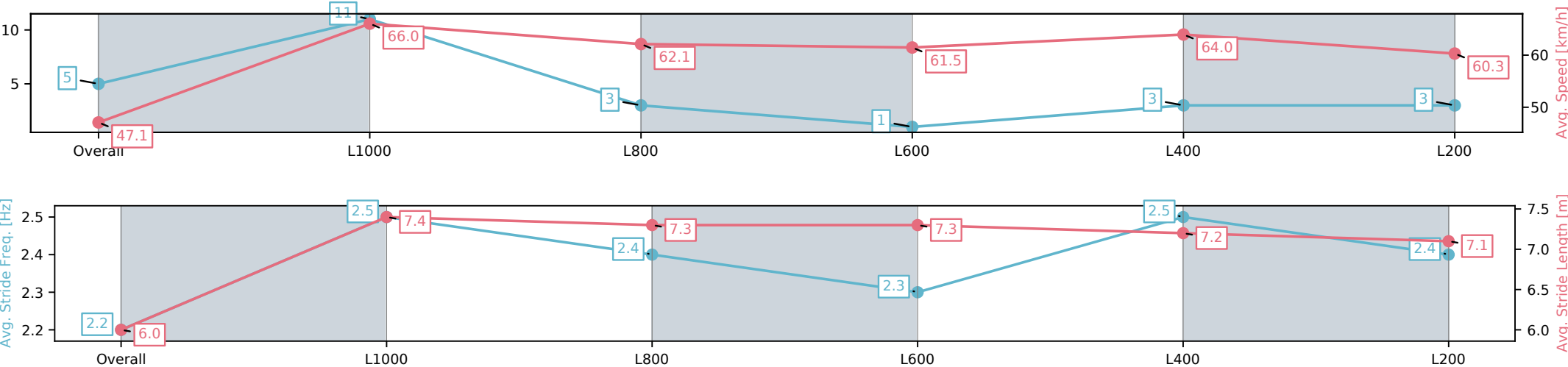


[] Ranking at each section and finish
-:-:- No data available at this section
NA No data available

Horse/Jockey Name	THREE RINGS/Manoel Nunes
Finish Rank	5
Fastest Section Time (Section)	0:10.92 (L1000)
Top Speed [km/h] (Section)	67.9 (Overall)
Race State	Finished



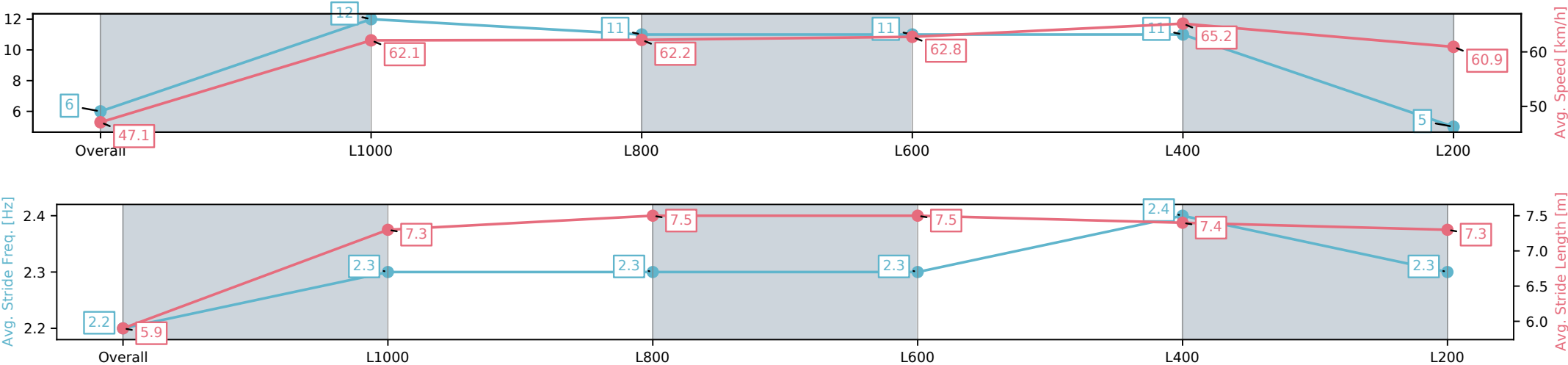
Section	Overall	L1000	L800	L600	L400	L200
Section Times	1:12.89[5] (0:15.28)	0:57.61[11] (0:10.92)	0:46.69[3] (0:11.67)	0:35.02[1] (0:11.77)	0:23.25[3] (0:11.28)	0:11.96[3] (0:11.96)
Average Speed [km/h]	47.1	66.0	62.1	61.5	64.0	60.3
Top Speed [km/h]	66.2	67.9	63.7	63.3	64.9	62.1
Avg. Dist. to Rail [m]	9.3	5.4	2.2	0.9	4.1	7.3
Avg. Stride Freq. [Hz]	2.2	2.5	2.4	2.3	2.5	2.4
Avg. Stride Length [m]	6.0	7.4	7.3	7.3	7.2	7.1



Horse/Jockey Name	VALIDATED/Felicity Atkinson
Finish Rank	6
Fastest Section Time (Section)	0:11.06 (L400)
Top Speed [km/h] (Section)	66.3 (L600)
Race State	Finished



Section	Overall	L1000	L800	L600	L400	L200
Section Times	1:12.99[6] (0:15.30)	0:57.69[12] (0:11.59)	0:46.10[11] (0:11.67)	0:34.43[11] (0:11.54)	0:22.89[11] (0:11.06)	0:11.83[5] (0:11.83)
Average Speed [km/h]	47.1	62.1	62.2	62.8	65.2	60.9
Top Speed [km/h]	63.0	64.6	64.2	63.8	66.3	64.4
Avg. Dist. to Rail [m]	8.0	3.8	2.2	1.0	2.8	6.1
Avg. Stride Freq. [Hz]	2.2	2.3	2.3	2.3	2.4	2.3
Avg. Stride Length [m]	5.9	7.3	7.5	7.5	7.4	7.3

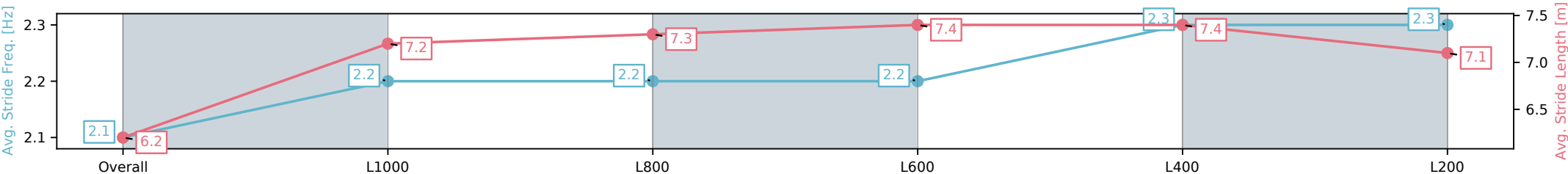
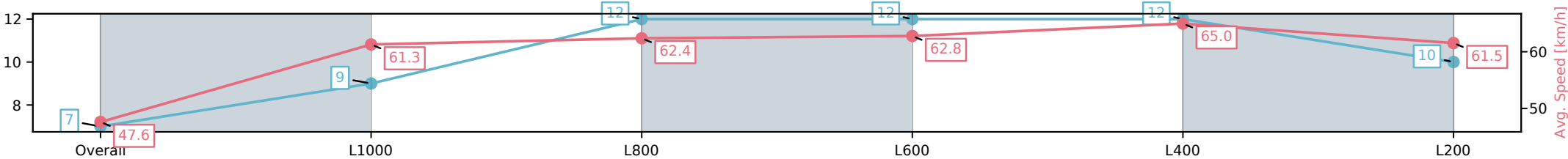


[] Ranking at each section and finish
-:-:- No data available at this section
NA No data available

Horse/Jockey Name	LONRODEX/Connor Murtagh
Finish Rank	7
Fastest Section Time (Section)	0:11.11 (L400)
Top Speed [km/h] (Section)	67.0 (L600)
Race State	Finished



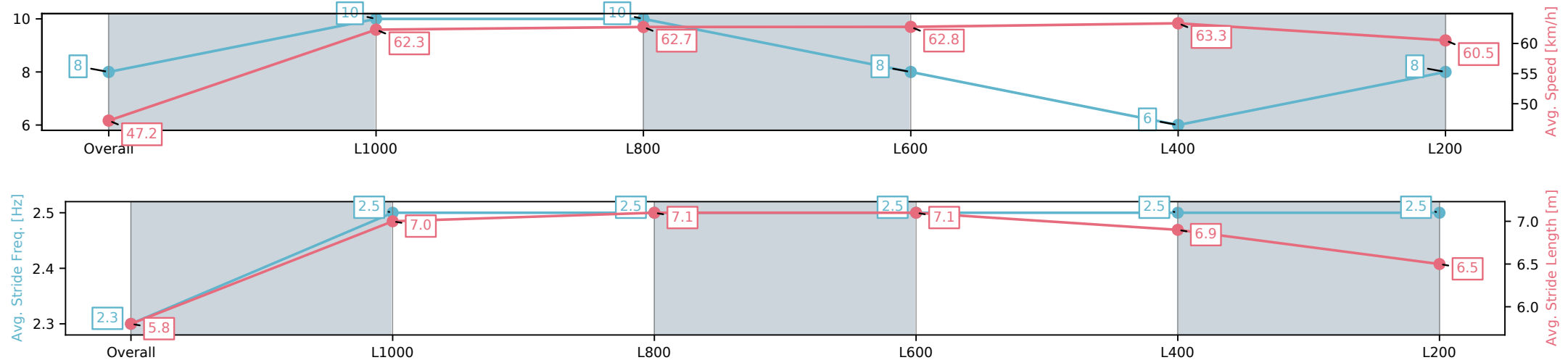
Section	Overall	L1000	L800	L600	L400	L200
Section Times	1:13.00[7] (0:15.15)	0:57.85[9] (0:11.76)	0:46.09[12] (0:11.72)	0:34.37[12] (0:11.54)	0:22.83[12] (0:11.11)	0:11.72[10] (0:11.72)
Average Speed [km/h]	47.6	61.3	62.4	62.8	65.0	61.5
Top Speed [km/h]	61.8	63.7	64.2	64.1	67.0	64.3
Avg. Dist. to Rail [m]	10.1	6.5	4.2	1.4	3.3	5.7
Avg. Stride Freq. [Hz]	2.1	2.2	2.2	2.2	2.3	2.3
Avg. Stride Length [m]	6.2	7.2	7.3	7.4	7.4	7.1



Horse/Jockey Name	STRATUM PRIDE/Margaret Collett
Finish Rank	8
Fastest Section Time (Section)	0:11.38 (L400)
Top Speed [km/h] (Section)	65.0 (L600)
Race State	Finished



Section	Overall	L1000	L800	L600	L400	L200
Section Times	1:13.11[8] (0:15.27)	0:57.84[10] (0:11.55)	0:46.29[10] (0:11.53)	0:34.76[8] (0:11.49)	0:23.27[6] (0:11.38)	0:11.89[8] (0:11.89)
Average Speed [km/h]	47.2	62.3	62.7	62.8	63.3	60.5
Top Speed [km/h]	62.7	64.6	63.8	65.0	65.0	62.3
Avg. Dist. to Rail [m]	7.2	2.8	1.3	0.5	1.4	1.6
Avg. Stride Freq. [Hz]	2.3	2.5	2.5	2.5	2.5	2.5
Avg. Stride Length [m]	5.8	7.0	7.1	7.1	6.9	6.5



Horse/Jockey Name	DECLARED/Jake Toeroek
Finish Rank	9
Fastest Section Time (Section)	0:11.36 (L400)
Top Speed [km/h] (Section)	64.4 (L600)
Race State	Finished



Morphettville-Professional-2025-05-31

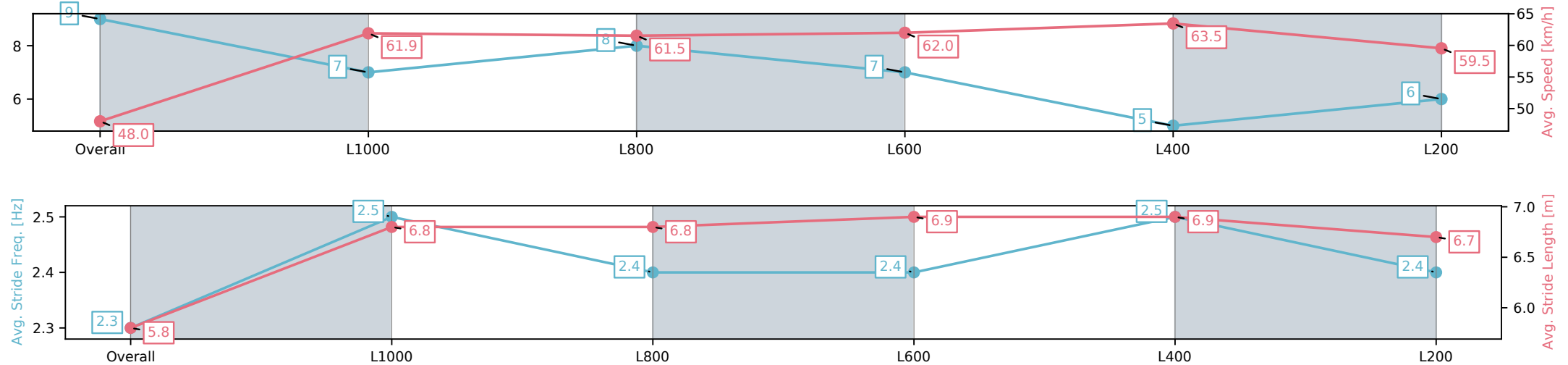
Race 7: Thomas Farms Handicap - 1200m

31 May 2025 - 3:03PM

Track Rating: Soft 5, Weather: Fine, Rail Position: +10m 1200m-W/
Post, +8m remainder



Section	Overall	L1000	L800	L600	L400	L200
Section Times	1:13.25[9] (0:15.02)	0:58.23[7] (0:11.62)	0:46.61[8] (0:11.70)	0:34.91[7] (0:11.47)	0:23.44[5] (0:11.36)	0:12.08[6] (0:12.08)
Average Speed [km/h]	48.0	61.9	61.5	62.0	63.5	59.5
Top Speed [km/h]	61.8	62.6	62.5	63.4	64.4	62.4
Avg. Dist. to Rail [m]	3.0	2.2	1.0	2.2	1.0	2.7
Avg. Stride Freq. [Hz]	2.3	2.5	2.4	2.4	2.5	2.4
Avg. Stride Length [m]	5.8	6.8	6.8	6.9	6.9	6.7

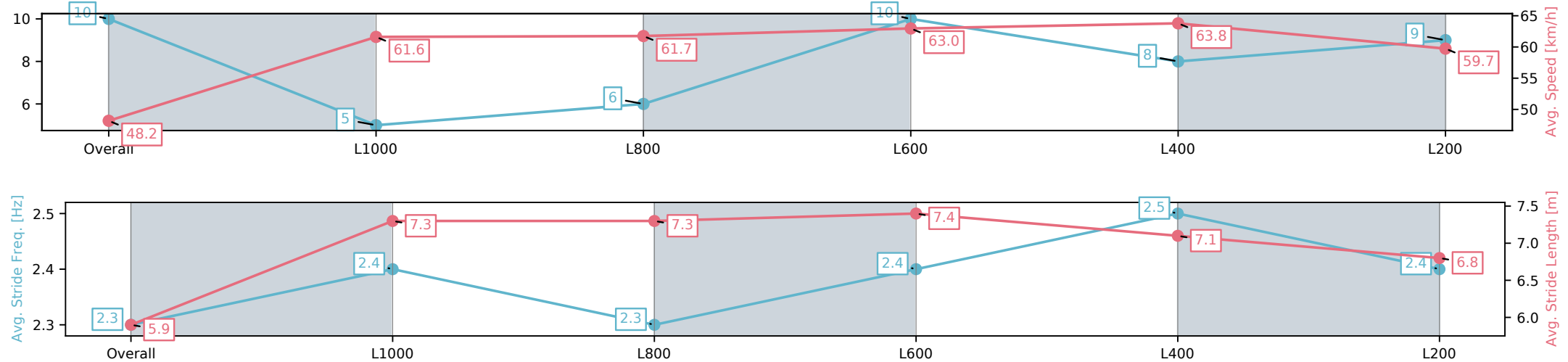


[] Ranking at each section and finish
-:-:- No data available at this section
NA No data available

Horse/Jockey Name	TAP 'N' RUN/Jacob Opperman
Finish Rank	10
Fastest Section Time (Section)	0:11.32 (L400)
Top Speed [km/h] (Section)	64.8 (L600)
Race State	Finished



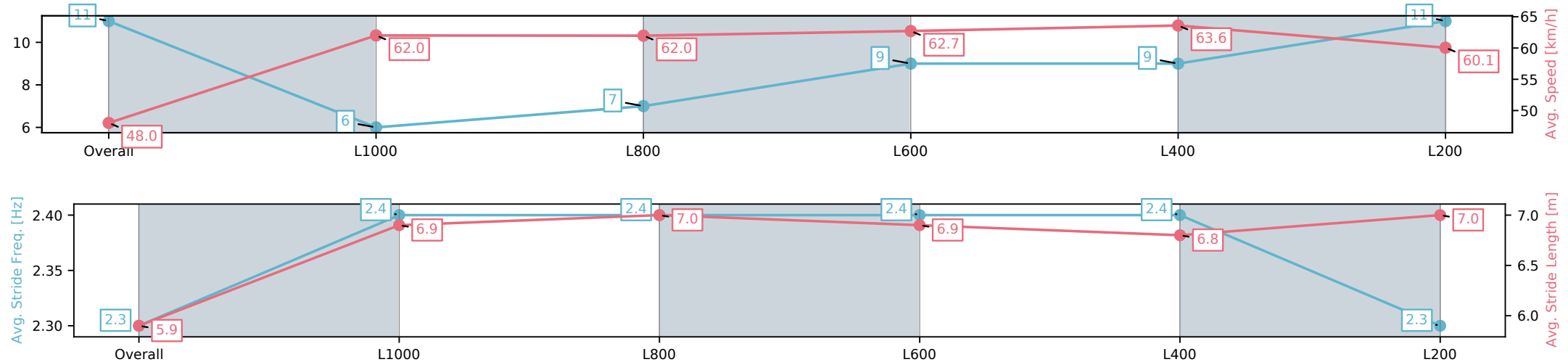
Section	Overall	L1000	L800	L600	L400	L200
Section Times	1:13.33[10] (0:14.94)	0:58.39[5] (0:11.68)	0:46.71[6] (0:11.78)	0:34.93[10] (0:11.54)	0:23.39[8] (0:11.32)	0:12.07[9] (0:12.07)
Average Speed [km/h]	48.2	61.6	61.7	63.0	63.8	59.7
Top Speed [km/h]	61.5	62.7	63.2	63.6	64.8	63.3
Avg. Dist. to Rail [m]	5.2	3.1	2.5	1.8	3.2	5.1
Avg. Stride Freq. [Hz]	2.3	2.4	2.3	2.4	2.5	2.4
Avg. Stride Length [m]	5.9	7.3	7.3	7.4	7.1	6.8



Horse/Jockey Name	EASY CAMPESE/Rochelle Milnes
Finish Rank	11
Fastest Section Time (Section)	0:11.37 (L400)
Top Speed [km/h] (Section)	64.3 (L600)
Race State	Finished



Section	Overall	L1000	L800	L600	L400	L200
Section Times	1:13.37[11] (0:15.01)	0:58.36[6] (0:11.62)	0:46.74[7] (0:11.76)	0:34.98[9] (0:11.62)	0:23.36[9] (0:11.37)	0:11.99[11] (0:11.99)
Average Speed [km/h]	48.0	62.0	62.0	62.7	63.6	60.1
Top Speed [km/h]	62.8	63.6	63.1	63.5	64.3	63.4
Avg. Dist. to Rail [m]	6.0	4.0	3.1	2.3	4.8	7.4
Avg. Stride Freq. [Hz]	2.3	2.4	2.4	2.4	2.4	2.3
Avg. Stride Length [m]	5.9	6.9	7.0	6.9	6.8	7.0

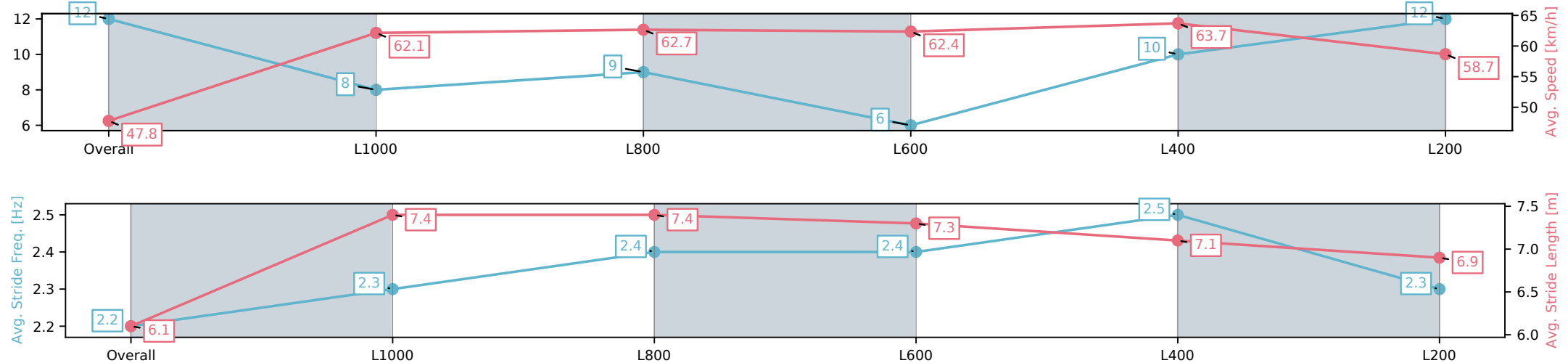


[] Ranking at each section and finish
-:-:- No data available at this section
NA No data available

Horse/Jockey Name	MANHATTEN TIMES/Jason Holder
Finish Rank	12
Fastest Section Time (Section)	0:11.37 (L400)
Top Speed [km/h] (Section)	65.3 (L600)
Race State	Finished



Section	Overall	L1000	L800	L600	L400	L200
Section Times	1:13.68[12] (0:15.08)	0:58.60[8] (0:11.56)	0:47.03[9] (0:11.66)	0:35.37[6] (0:11.72)	0:23.65[10] (0:11.37)	0:12.28[12] (0:12.28)
Average Speed [km/h]	47.8	62.1	62.7	62.4	63.7	58.7
Top Speed [km/h]	63.3	64.6	64.2	62.9	65.3	61.6
Avg. Dist. to Rail [m]	6.7	4.8	3.4	3.0	6.8	9.5
Avg. Stride Freq. [Hz]	2.2	2.3	2.4	2.4	2.5	2.3
Avg. Stride Length [m]	6.1	7.4	7.4	7.3	7.1	6.9



[] Ranking at each section and finish
-:-:- No data available at this section
NA No data available