



Morphettville-Professional-2025-05-31
Race 5: Adelaide Galvanising Industries Handicap - 1100m
31 May 2025 - 1:52PM



Track Rating: Soft 6, Weather: Fine, Rail Position: +10m 1200m-W/Post, +8m remainder

Section Field Times							Overall	L1000	L800	L600	L400	L200		
							1:05.83 (0:08.49)	0:57.34 (0:11.12)	0:46.22 (0:11.21)	0:35.01 (0:11.54)	0:23.47 (0:11.46)	0:12.01 (0:12.01)		
Position	#	Horse/Jockey	Barrier	Top Speed [km/h]	Fastest Section	First 400m							Margin	Distance Travelled From Winner [m]
1	2	THE DOLL	10	66.4	0:11.03	0:25.52	1:05.83	0:56.99 [7]	0:45.96 [3]	0:34.67 [3]	0:23.13 [4]	0:11.88 [3]	1:05.83	
		Todd Pannell		1200-1000	1000-800		(0:08.84)	(0:11.03)	(0:11.28)	(0:11.54)	(0:11.25)	(0:11.88)		
2	4	ICHIBERU	5	65.6	0:11.23	0:25.53	1:05.98	0:57.22 [3]	0:45.99 [4]	0:34.65 [5]	0:23.16 [5]	0:11.91 [5]	1.0L	+1
		Connor Murtagh		600-400	1000-800		(0:08.76)	(0:11.23)	(0:11.34)	(0:11.49)	(0:11.25)	(0:11.91)		
3	6	PALM OF JUMEIRAH	8	65.9	0:11.12	0:25.23	1:06.08	0:57.59 [1]	0:46.47 [1]	0:35.26 [1]	0:23.72 [1]	0:12.26 [1]	1.72L	+2
		Jacob Opperman		1200-1000	1000-800		(0:08.49)	(0:11.12)	(0:11.21)	(0:11.54)	(0:11.46)	(0:12.26)		
4	8	ALOHA BLUE	6	65.4	0:11.21	0:25.49	1:06.10	0:57.50 [2]	0:46.29 [2]	0:34.97 [2]	0:23.57 [2]	0:12.23 [2]	1.83L	+0
		Felicity Atkinson		800-600	1000-800		(0:08.60)	(0:11.21)	(0:11.32)	(0:11.40)	(0:11.34)	(0:12.23)		
5	5	NURYS	4	65.7	0:11.21	0:25.95	1:06.30	0:57.28 [9]	0:45.94 [10]	0:34.73 [9]	0:23.34 [9]	0:12.09 [6]	3.15L	-2
		Jason Holder		600-400	800-600		(0:09.02)	(0:11.34)	(0:11.21)	(0:11.39)	(0:11.25)	(0:12.09)		
6	11	DE LUCA	1	66.1	0:11.22	0:25.64	1:06.42	0:57.62 [5]	0:46.40 [5]	0:35.12 [4]	0:23.80 [3]	0:12.45 [4]	3.95L	-4
		Manoel Nunes		1200-1000	1000-800		(0:08.80)	(0:11.22)	(0:11.28)	(0:11.32)	(0:11.35)	(0:12.45)		
7	9	ZOOMED	2	65.6	0:11.28	0:25.87	1:06.55	0:57.77 [4]	0:46.30 [8]	0:35.02 [7]	0:23.70 [7]	0:12.33 [7]	4.84L	-5
		Sheridan Clarke		1000-800	800-600		(0:08.78)	(0:11.47)	(0:11.28)	(0:11.32)	(0:11.37)	(0:12.33)		
8	3	CARARADA	7	66.0	0:11.22	0:25.77	1:06.61	0:57.70 [8]	0:46.42 [7]	0:35.20 [6]	0:23.77 [6]	0:12.22 [9]	5.26L	+0
		Taylor Johnstone		1200-1000	800-600		(0:08.91)	(0:11.28)	(0:11.22)	(0:11.43)	(0:11.55)	(0:12.22)		
9	7	THE PLASTICS	3	65.2	0:11.34	0:25.78	1:06.79	0:57.97 [6]	0:46.63 [6]	0:35.23 [8]	0:23.88 [8]	0:12.42 [8]	6.48L	-5
		Jordyn Weatherley		1200-1000	1000-800		(0:08.82)	(0:11.34)	(0:11.40)	(0:11.35)	(0:11.46)	(0:12.42)		
10	12	KERSEE	9	64.9	0:11.24	0:26.07	1:06.90	0:57.82 [10]	0:46.58 [9]	0:35.22 [10]	0:23.65 [10]	0:12.24 [10]	7.22L	+1
		Jake Toeroek		1200-1000	1000-800		(0:09.08)	(0:11.24)	(0:11.36)	(0:11.56)	(0:11.41)	(0:12.24)		

Scratched: Invertational (#1), Areyoureadyforit (#10), Hidden Witness (#13)

Report Created: Sat 31 May 2025 14:40:41 GMT+10 (Note: Timing is based on positional data)

Page 1/11

[] Position in running at each section and finish
-:-:- No data available at this section
NA No data available
■ Background shading for fastest section

Saddle cloth number
DNF Did not finish
DNT Did not track

Horse/Jockey Name	THE DOLL/Todd Pannell
Finish Rank	1
Fastest Section Time (Section)	0:11.03 (L1000)
Top Speed [km/h] (Section)	66.4 (Overall)
Race State	Finished



Morphettville-Professional-2025-05-31

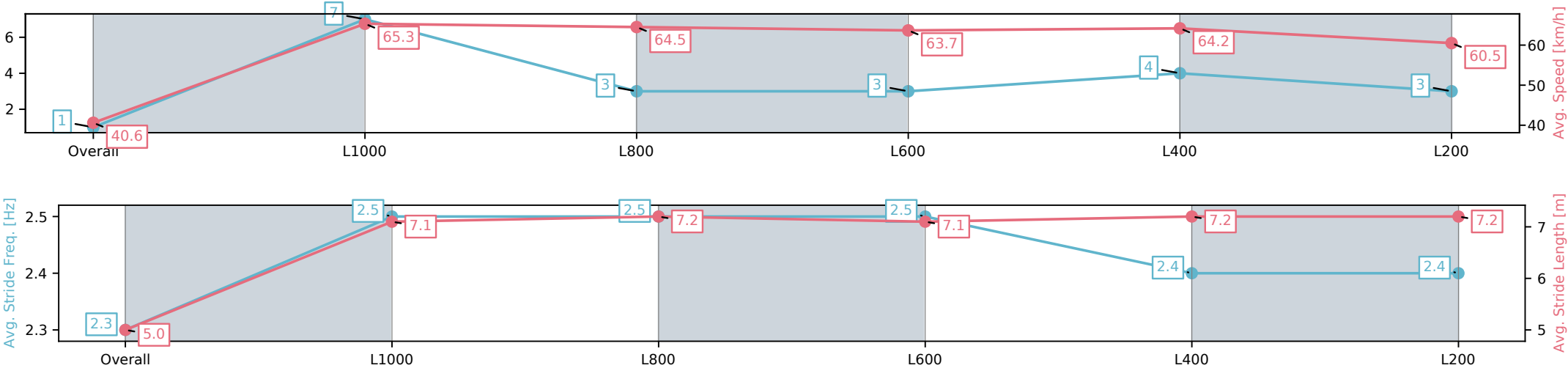
Race 5: Adelaide Galvanising Industries Handicap - 1100m

31 May 2025 - 1:52PM

Track Rating: Soft 6, Weather: Fine, Rail Position: +10m 1200m-W/
Post, +8m remainder



Section	Overall	L1000	L800	L600	L400	L200
Section Times	1:05.83[1] (0:08.84)	0:56.99[7] (0:11.03)	0:45.96[3] (0:11.28)	0:34.67[3] (0:11.54)	0:23.13[4] (0:11.25)	0:11.88[3] (0:11.88)
Average Speed [km/h]	40.6	65.3	64.5	63.7	64.2	60.5
Top Speed [km/h]	63.0	66.4	65.8	64.9	65.0	63.1
Avg. Dist. to Rail [m]	10.5	6.5	3.3	3.8	3.1	4.2
Avg. Stride Freq. [Hz]	2.3	2.5	2.5	2.5	2.4	2.4
Avg. Stride Length [m]	5.0	7.1	7.2	7.1	7.2	7.2



[] Ranking at each section and finish
-:-:- No data available at this section
NA No data available

Horse/Jockey Name	ICHIBERU/Connor Murtagh
Finish Rank	2
Fastest Section Time (Section)	0:11.23 (L1000)
Top Speed [km/h] (Section)	65.6 (L600)
Race State	Finished



Morphettville-Professional-2025-05-31

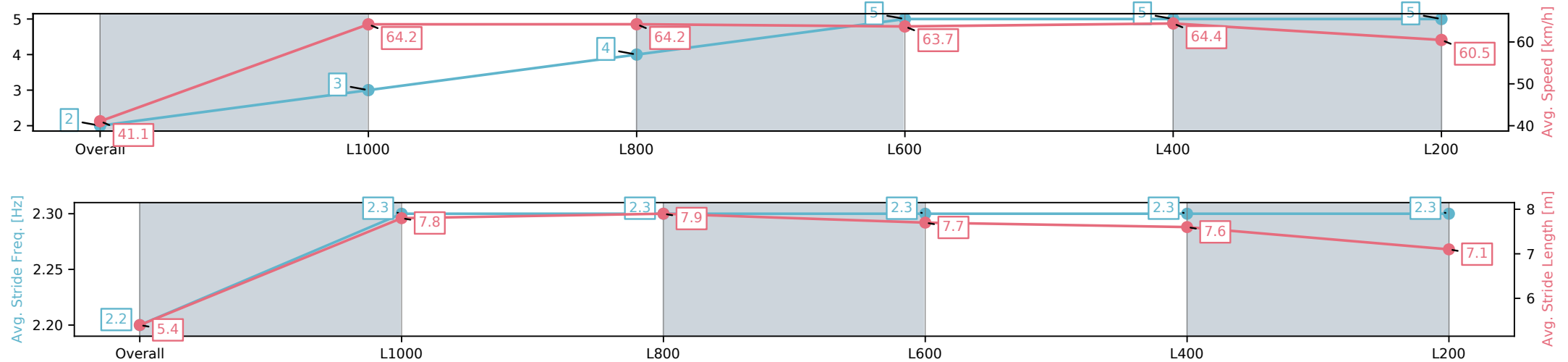
Race 5: Adelaide Galvanising Industries Handicap - 1100m

31 May 2025 - 1:52PM

Track Rating: Soft 6, Weather: Fine, Rail Position: +10m 1200m-W/
Post, +8m remainder



Section	Overall	L1000	L800	L600	L400	L200
Section Times	1:05.98[2] (0:08.76)	0:57.22[3] (0:11.23)	0:45.99[4] (0:11.34)	0:34.65[5] (0:11.49)	0:23.16[5] (0:11.25)	0:11.91[5] (0:11.91)
Average Speed [km/h]	41.1	64.2	64.2	63.7	64.4	60.5
Top Speed [km/h]	61.3	65.6	65.3	64.6	65.6	63.4
Avg. Dist. to Rail [m]	5.5	3.8	2.8	3.4	6.4	9.1
Avg. Stride Freq. [Hz]	2.2	2.3	2.3	2.3	2.3	2.3
Avg. Stride Length [m]	5.4	7.8	7.9	7.7	7.6	7.1



[] Ranking at each section and finish
-:-:- No data available at this section
NA No data available

Horse/Jockey Name	PALM OF JUMEIRAH/Jacob Opperman
Finish Rank	3
Fastest Section Time (Section)	0:11.12 (L1000)
Top Speed [km/h] (Section)	65.9 (Overall)
Race State	Finished



Morphettville-Professional-2025-05-31

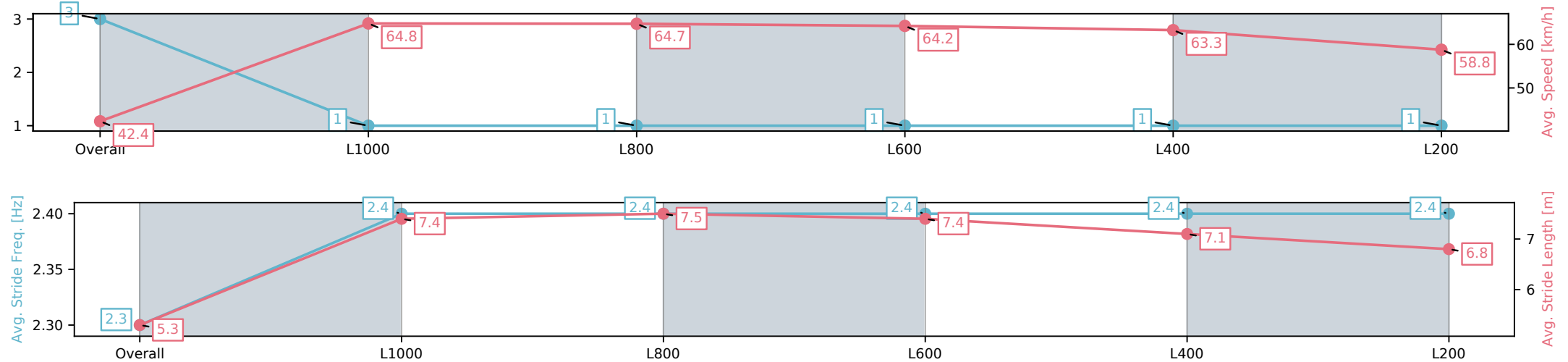
Race 5: Adelaide Galvanising Industries Handicap - 1100m

31 May 2025 - 1:52PM

Track Rating: Soft 6, Weather: Fine, Rail Position: +10m 1200m-W/
Post, +8m remainder



Section	Overall	L1000	L800	L600	L400	L200
Section Times	1:06.08[3] (0:08.49)	0:57.59[1] (0:11.12)	0:46.47[1] (0:11.21)	0:35.26[1] (0:11.54)	0:23.72[1] (0:11.46)	0:12.26[1] (0:12.26)
Average Speed [km/h]	42.4	64.8	64.7	64.2	63.3	58.8
Top Speed [km/h]	61.2	65.9	65.8	65.9	64.9	61.8
Avg. Dist. to Rail [m]	7.7	3.5	2.2	5.3	6.0	6.8
Avg. Stride Freq. [Hz]	2.3	2.4	2.4	2.4	2.4	2.4
Avg. Stride Length [m]	5.3	7.4	7.5	7.4	7.1	6.8



Horse/Jockey Name	ALOHA BLUE/Felicity Atkinson
Finish Rank	4
Fastest Section Time (Section)	0:11.21 (L1000)
Top Speed [km/h] (Section)	65.4 (L800)
Race State	Finished



Morphettville-Professional-2025-05-31

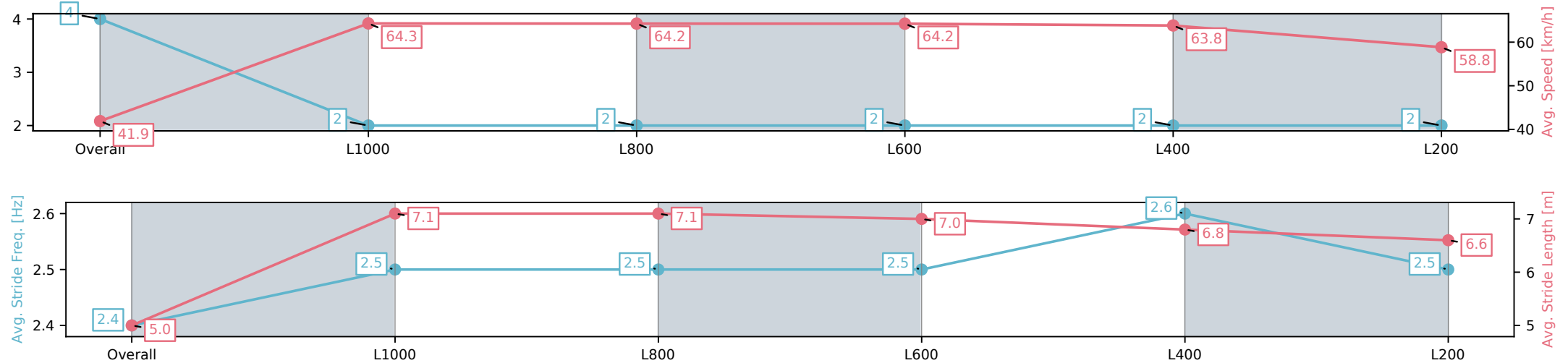
Race 5: Adelaide Galvanising Industries Handicap - 1100m

31 May 2025 - 1:52PM

Track Rating: Soft 6, Weather: Fine, Rail Position: +10m 1200m-W/
Post, +8m remainder



Section	Overall	L1000	L800	L600	L400	L200
Section Times	1:06.10[4] (0:08.60)	0:57.50[2] (0:11.21)	0:46.29[2] (0:11.32)	0:34.97[2] (0:11.40)	0:23.57[2] (0:11.34)	0:12.23[2] (0:12.23)
Average Speed [km/h]	41.9	64.3	64.2	64.2	63.8	58.8
Top Speed [km/h]	61.3	65.1	65.1	65.4	64.4	62.7
Avg. Dist. to Rail [m]	5.9	2.7	2.6	3.4	3.6	2.1
Avg. Stride Freq. [Hz]	2.4	2.5	2.5	2.5	2.6	2.5
Avg. Stride Length [m]	5.0	7.1	7.1	7.0	6.8	6.6



[] Ranking at each section and finish
-:-:- No data available at this section
NA No data available

Horse/Jockey Name	NURYS/Jason Holder
Finish Rank	5
Fastest Section Time (Section)	0:11.21 (L800)
Top Speed [km/h] (Section)	65.7 (L600)
Race State	Finished



Morphettville-Professional-2025-05-31

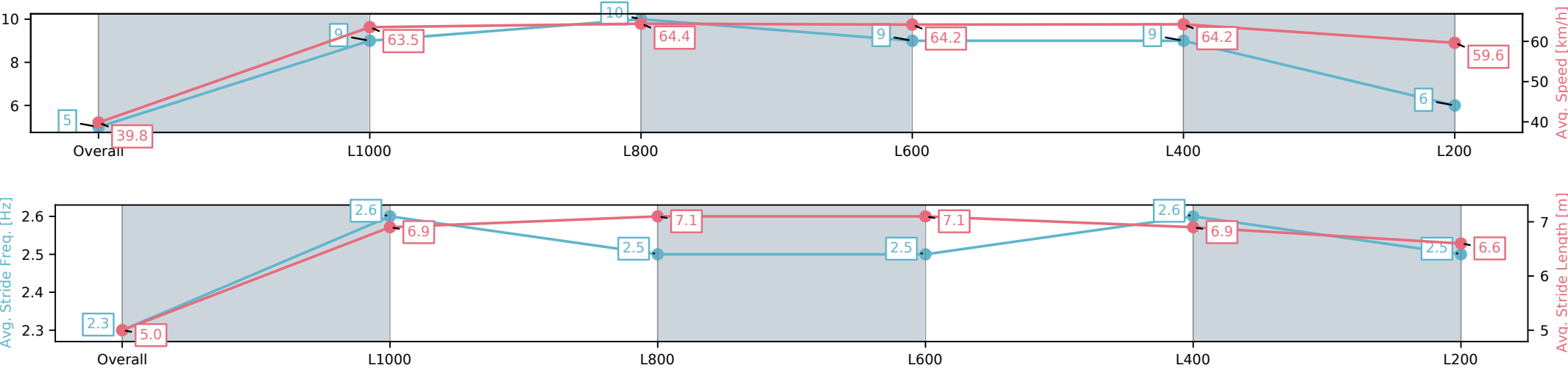
Race 5: Adelaide Galvanising Industries Handicap - 1100m

31 May 2025 - 1:52PM

Track Rating: Soft 6, Weather: Fine, Rail Position: +10m 1200m-W/
Post, +8m remainder



Section	Overall	L1000	L800	L600	L400	L200
Section Times	1:06.30[5] (0:09.02)	0:57.28[9] (0:11.34)	0:45.94[10] (0:11.21)	0:34.73[9] (0:11.39)	0:23.34[9] (0:11.25)	0:12.09[6] (0:12.09)
Average Speed [km/h]	39.8	63.5	64.4	64.2	64.2	59.6
Top Speed [km/h]	61.5	64.7	65.4	65.1	65.7	62.9
Avg. Dist. to Rail [m]	4.5	2.6	0.8	2.6	5.0	7.0
Avg. Stride Freq. [Hz]	2.3	2.6	2.5	2.5	2.6	2.5
Avg. Stride Length [m]	5.0	6.9	7.1	7.1	6.9	6.6



[] Ranking at each section and finish
-:-:- No data available at this section
NA No data available

Horse/Jockey Name	DE LUCA/Manoel Nunes
Finish Rank	6
Fastest Section Time (Section)	0:11.22 (L1000)
Top Speed [km/h] (Section)	66.1 (Overall)
Race State	Finished



Morphettville-Professional-2025-05-31

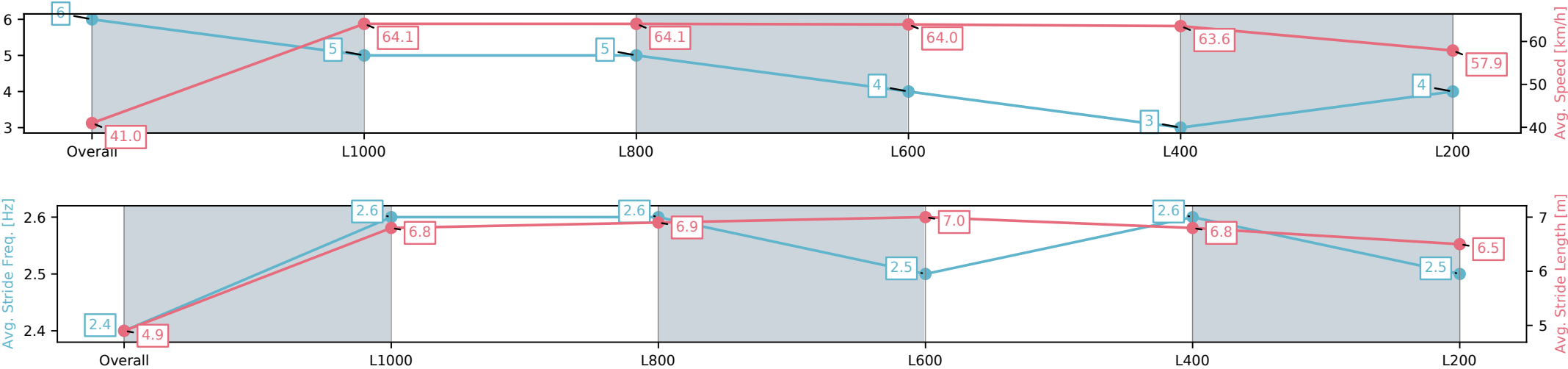
Race 5: Adelaide Galvanising Industries Handicap - 1100m

31 May 2025 - 1:52PM

Track Rating: Soft 6, Weather: Fine, Rail Position: +10m 1200m-W/
Post, +8m remainder



Section	Overall	L1000	L800	L600	L400	L200
Section Times	1:06.42[6] (0:08.80)	0:57.62[5] (0:11.22)	0:46.40[5] (0:11.28)	0:35.12[4] (0:11.32)	0:23.80[3] (0:11.35)	0:12.45[4] (0:12.45)
Average Speed [km/h]	41.0	64.1	64.1	64.0	63.6	57.9
Top Speed [km/h]	61.7	66.1	65.2	64.6	64.9	62.0
Avg. Dist. to Rail [m]	1.8	1.4	1.1	1.2	1.8	2.7
Avg. Stride Freq. [Hz]	2.4	2.6	2.6	2.5	2.6	2.5
Avg. Stride Length [m]	4.9	6.8	6.9	7.0	6.8	6.5



[] Ranking at each section and finish
-:-:- No data available at this section
NA No data available

Horse/Jockey Name	ZOOMED/Sheridan Clarke
Finish Rank	7
Fastest Section Time (Section)	0:11.28 (L800)
Top Speed [km/h] (Section)	65.6 (L1000)
Race State	Finished



Morphettville-Professional-2025-05-31

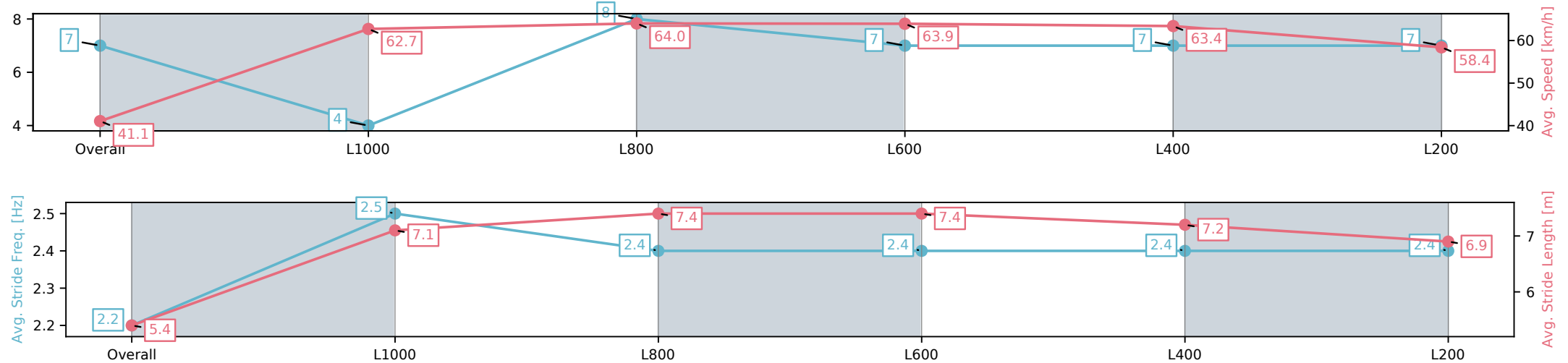
Race 5: Adelaide Galvanising Industries Handicap - 1100m

31 May 2025 - 1:52PM

Track Rating: Soft 6, Weather: Fine, Rail Position: +10m 1200m-W/
Post, +8m remainder



Section	Overall	L1000	L800	L600	L400	L200
Section Times	1:06.55[7] (0:08.78)	0:57.77[4] (0:11.47)	0:46.30[8] (0:11.28)	0:35.02[7] (0:11.32)	0:23.70[7] (0:11.37)	0:12.33[7] (0:12.33)
Average Speed [km/h]	41.1	62.7	64.0	63.9	63.4	58.4
Top Speed [km/h]	60.0	64.3	65.6	65.5	65.3	62.2
Avg. Dist. to Rail [m]	3.0	1.8	0.8	1.0	0.8	1.2
Avg. Stride Freq. [Hz]	2.2	2.5	2.4	2.4	2.4	2.4
Avg. Stride Length [m]	5.4	7.1	7.4	7.4	7.2	6.9



Horse/Jockey Name	CARARADA/Taylor Johnstone
Finish Rank	8
Fastest Section Time (Section)	0:11.22 (L800)
Top Speed [km/h] (Section)	66.0 (Overall)
Race State	Finished



Morphettville-Professional-2025-05-31

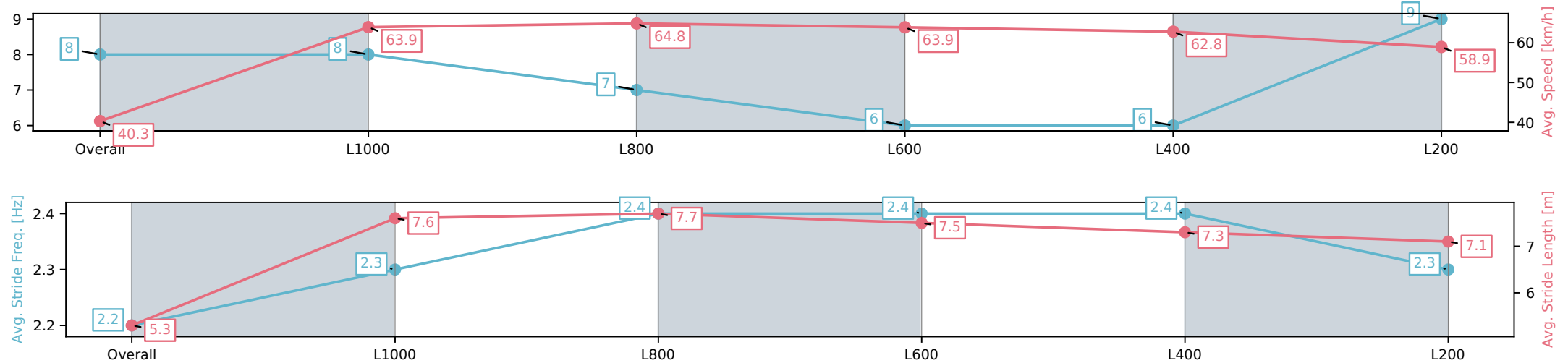
Race 5: Adelaide Galvanising Industries Handicap - 1100m

31 May 2025 - 1:52PM

Track Rating: Soft 6, Weather: Fine, Rail Position: +10m 1200m-W/
Post, +8m remainder



Section	Overall	L1000	L800	L600	L400	L200
Section Times	1:06.61[8] (0:08.91)	0:57.70[8] (0:11.28)	0:46.42[7] (0:11.22)	0:35.20[6] (0:11.43)	0:23.77[6] (0:11.55)	0:12.22[9] (0:12.22)
Average Speed [km/h]	40.3	63.9	64.8	63.9	62.8	58.9
Top Speed [km/h]	59.9	66.0	65.9	64.5	63.7	62.5
Avg. Dist. to Rail [m]	6.4	4.1	2.7	3.0	5.8	6.3
Avg. Stride Freq. [Hz]	2.2	2.3	2.4	2.4	2.4	2.3
Avg. Stride Length [m]	5.3	7.6	7.7	7.5	7.3	7.1



[] Ranking at each section and finish
-:-:- No data available at this section
NA No data available

Horse/Jockey Name	THE PLASTICS/Jordyn Weatherley
Finish Rank	9
Fastest Section Time (Section)	0:11.34 (L1000)
Top Speed [km/h] (Section)	65.2 (Overall)
Race State	Finished



Morphettville-Professional-2025-05-31

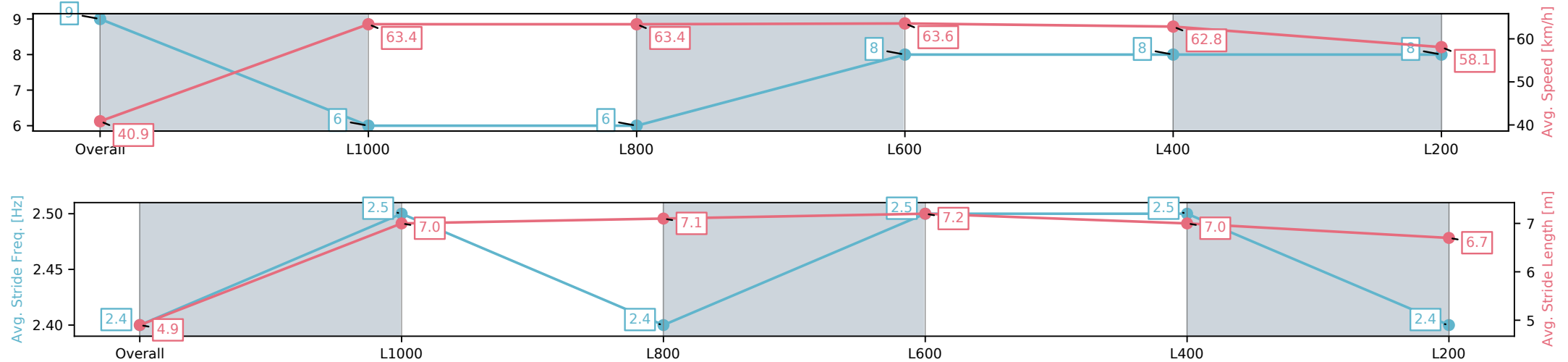
Race 5: Adelaide Galvanising Industries Handicap - 1100m

31 May 2025 - 1:52PM

Track Rating: Soft 6, Weather: Fine, Rail Position: +10m 1200m-W/
Post, +8m remainder



Section	Overall	L1000	L800	L600	L400	L200
Section Times	1:06.79[9] (0:08.82)	0:57.97[6] (0:11.34)	0:46.63[6] (0:11.40)	0:35.23[8] (0:11.35)	0:23.88[8] (0:11.46)	0:12.42[8] (0:12.42)
Average Speed [km/h]	40.9	63.4	63.4	63.6	62.8	58.1
Top Speed [km/h]	63.1	65.2	64.6	64.4	63.8	61.4
Avg. Dist. to Rail [m]	3.2	1.4	0.4	0.7	1.6	2.5
Avg. Stride Freq. [Hz]	2.4	2.5	2.4	2.5	2.5	2.4
Avg. Stride Length [m]	4.9	7.0	7.1	7.2	7.0	6.7



[] Ranking at each section and finish
-:-:- No data available at this section
NA No data available

Horse/Jockey Name	KERSEE/Jake Toeroek
Finish Rank	10
Fastest Section Time (Section)	0:11.24 (L1000)
Top Speed [km/h] (Section)	64.9 (Overall)
Race State	Finished



Morphettville-Professional-2025-05-31

Race 5: Adelaide Galvanising Industries Handicap - 1100m

31 May 2025 - 1:52PM

Track Rating: Soft 6, Weather: Fine, Rail Position: +10m 1200m-W/
Post, +8m remainder



Section	Overall	L1000	L800	L600	L400	L200
Section Times	1:06.90[10] (0:09.08)	0:57.82[10] (0:11.24)	0:46.58[9] (0:11.36)	0:35.22[10] (0:11.56)	0:23.65[10] (0:11.41)	0:12.24[10] (0:12.24)
Average Speed [km/h]	39.7	64.1	64.1	63.5	63.3	58.9
Top Speed [km/h]	60.9	64.9	64.6	64.8	64.1	61.9
Avg. Dist. to Rail [m]	8.0	3.3	3.0	3.9	2.6	2.7
Avg. Stride Freq. [Hz]	2.3	2.5	2.4	2.4	2.4	2.3
Avg. Stride Length [m]	4.9	7.2	7.3	7.3	7.3	7.1

