



Morphettville-Professional-2025-05-31  
Race 2: Sportsbet Fast Form Handicap - 1200m  
31 May 2025 - 12:07PM



Track Rating: Soft 6, Weather: Fine, Rail Position: +10m 1200m-W/Post, +8m remainder

Section  
Field Times

Overall  
1:11.67  
(0:13.95)

L1000  
0:57.72  
(0:10.88)

L800  
0:46.85  
(0:11.39)

L600  
0:35.45  
(0:11.55)

L400  
0:23.91  
(0:11.81)

L200  
0:12.10  
(0:12.10)

Position	#	Horse/Jockey	Barrier	Top Speed [km/h]	Fastest Section	First 400m	Overall	L1000	L800	L600	L400	L200	Margin	Distance Travelled From Winner [m]
1	10	EXTRA HOT	2	67.1	0:11.12	0:25.52	1:11.67	0:57.27 [5]	0:46.15 [6]	0:34.78 [6]	0:23.33 [6]	0:12.04 [3]	1:11.67	
		Rochelle Milnes		1200-1000	1000-800		(0:14.40)	(0:11.12)	(0:11.37)	(0:11.45)	(0:11.28)	(0:12.04)		
2	7	THE SPRINKLER	4	66.2	0:11.20	0:25.81	1:11.69	0:57.12 [7]	0:45.88 [7]	0:34.67 [8]	0:23.47 [5]	0:11.93 [5]	0.12L	-4
		Jake Toeroek		800-600	600-400		(0:14.56)	(0:11.24)	(0:11.21)	(0:11.20)	(0:11.54)	(0:11.93)		
3	6	STOKOMO	7	66.1	0:11.07	0:25.34	1:11.87	0:57.60 [3]	0:46.53 [3]	0:35.34 [3]	0:23.84 [3]	0:12.27 [2]	1.25L	-3
		Jason Holder		1200-1000	1000-800		(0:14.27)	(0:11.07)	(0:11.19)	(0:11.50)	(0:11.56)	(0:12.27)		
4	4	DIVINO CAVALLO	6	66.4	0:11.10	0:26.23	1:11.88	0:57.13 [9]	0:45.65 [9]	0:34.55 [10]	0:23.41 [7]	0:11.81 [8]	1.34L	-5
		Sheridan Clarke		800-600	800-600		(0:14.75)	(0:11.48)	(0:11.10)	(0:11.14)	(0:11.60)	(0:11.81)		
5	11	VALENTINA CHARM	10	66.7	0:10.98	0:26.28	1:12.00	0:57.14 [10]	0:45.72 [10]	0:34.74 [9]	0:23.38 [10]	0:12.03 [6]	2.09L	+2
		Manoel Nunes		800-600	800-600		(0:14.86)	(0:11.42)	(0:10.98)	(0:11.36)	(0:11.35)	(0:12.03)		
6	8	NEVER SURRENDER	1	65.8	0:11.09	0:25.45	1:12.01	0:57.65 [4]	0:46.56 [4]	0:35.30 [5]	0:23.90 [4]	0:12.37 [4]	2.11L	-5
		Taylor Johnstone		1200-1000	1000-800		(0:14.36)	(0:11.09)	(0:11.26)	(0:11.40)	(0:11.53)	(0:12.37)		
7	3	JE CITY	9	66.8	0:11.13	0:25.87	1:12.33	0:57.71 [8]	0:46.46 [8]	0:35.33 [7]	0:23.86 [8]	0:12.32 [7]	4.13L	+2
		Jacob Opperman		800-600	800-600		(0:14.62)	(0:11.25)	(0:11.13)	(0:11.47)	(0:11.54)	(0:12.32)		
8	9	NICISH	3	67.4	0:10.88	0:24.82	1:12.46	0:58.52 [1]	0:47.64 [1]	0:36.25 [1]	0:24.70 [1]	0:12.89 [1]	4.97L	-5
		Felicity Atkinson		1200-1000	1000-800		(0:13.94)	(0:10.88)	(0:11.39)	(0:11.55)	(0:11.81)	(0:12.89)		
9	5	ROYAL MAJESTY	8	66.8	0:10.93	0:25.45	1:15.67	1:01.15 [6]	0:50.22 [5]	0:38.97 [4]	0:27.11 [9]	0:14.16 [10]	25.04L	+1
		Jessica Tzaferis		1200-1000	1000-800		(0:14.52)	(0:10.93)	(0:11.25)	(0:11.86)	(0:12.95)	(0:14.16)		
10	1	RANVEER	5	66.8	0:11.03	0:25.02	1:15.90	1:01.91 [2]	0:50.88 [2]	0:39.59 [2]	0:27.91 [2]	0:15.34 [9]	26.47L	-6
		Jordyn Weatherley		1200-1000	1000-800		(0:13.99)	(0:11.03)	(0:11.28)	(0:11.68)	(0:12.56)	(0:15.34)		

Scratched: Anotherhouse (#2), Astromancer (#12)

Report Created: Sat 31 May 2025 12:55:51 GMT+10 (Note: Timing is based on positional data)

Page 1/11

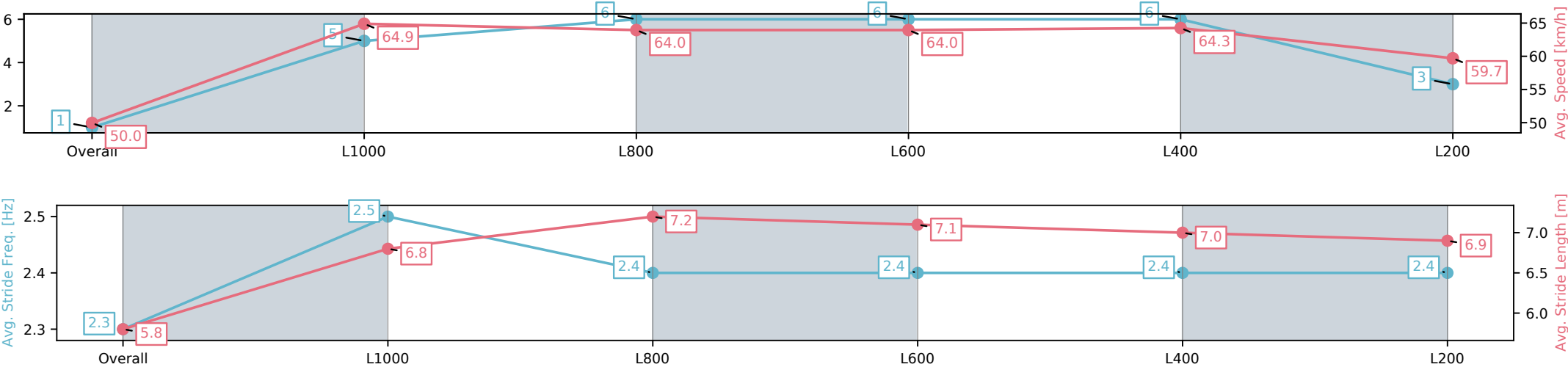
[ ] Position in running at each section and finish  
-:-:- No data available at this section  
NA No data available  
█ Background shading for fastest section

# Saddle cloth number  
DNF Did not finish  
DNT Did not track

Horse/Jockey Name	EXTRA HOT/Rochelle Milnes
Finish Rank	1
Fastest Section Time (Section)	0:11.12 (L1000)
Top Speed [km/h] (Section)	67.1 (Overall)
Race State	Finished



Section	Overall	L1000	L800	L600	L400	L200
Section Times	1:11.67[1] (0:14.40)	0:57.27[5] (0:11.12)	0:46.15[6] (0:11.37)	0:34.78[6] (0:11.45)	0:23.33[6] (0:11.28)	0:12.04[3] (0:12.04)
Average Speed [km/h]	50.0	64.9	64.0	64.0	64.3	59.7
Top Speed [km/h]	63.7	67.1	64.8	64.9	65.5	63.0
Avg. Dist. to Rail [m]	3.5	2.3	2.6	3.5	4.9	7.3
Avg. Stride Freq. [Hz]	2.3	2.5	2.4	2.4	2.4	2.4
Avg. Stride Length [m]	5.8	6.8	7.2	7.1	7.0	6.9

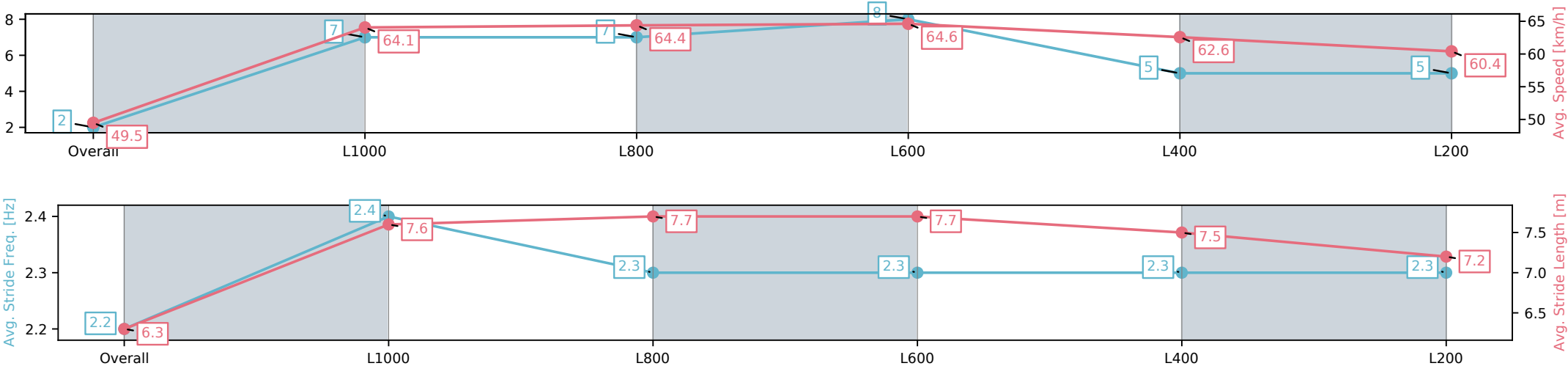


[ ] Ranking at each section and finish  
-:-:- No data available at this section  
NA No data available

Horse/Jockey Name	THE SPRINKLER/Jake Toeroek
Finish Rank	2
Fastest Section Time (Section)	0:11.20 (L600)
Top Speed [km/h] (Section)	66.2 (L800)
Race State	Finished



Section	Overall	L1000	L800	L600	L400	L200
Section Times	1:11.69[2] (0:14.56)	0:57.12[7] (0:11.24)	0:45.88[7] (0:11.21)	0:34.67[8] (0:11.20)	0:23.47[5] (0:11.54)	0:11.93[5] (0:11.93)
Average Speed [km/h]	49.5	64.1	64.4	64.6	62.6	60.4
Top Speed [km/h]	62.9	65.4	66.1	66.2	63.4	62.6
Avg. Dist. to Rail [m]	4.3	1.6	0.7	0.8	4.5	6.8
Avg. Stride Freq. [Hz]	2.2	2.4	2.3	2.3	2.3	2.3
Avg. Stride Length [m]	6.3	7.6	7.7	7.7	7.5	7.2



[ ] Ranking at each section and finish  
-:-:- No data available at this section  
NA No data available

Horse/Jockey Name	STOKOMO/Jason Holder
Finish Rank	3
Fastest Section Time (Section)	0:11.07 (L1000)
Top Speed [km/h] (Section)	66.1 (Overall)
Race State	Finished



Morphettville-Professional-2025-05-31

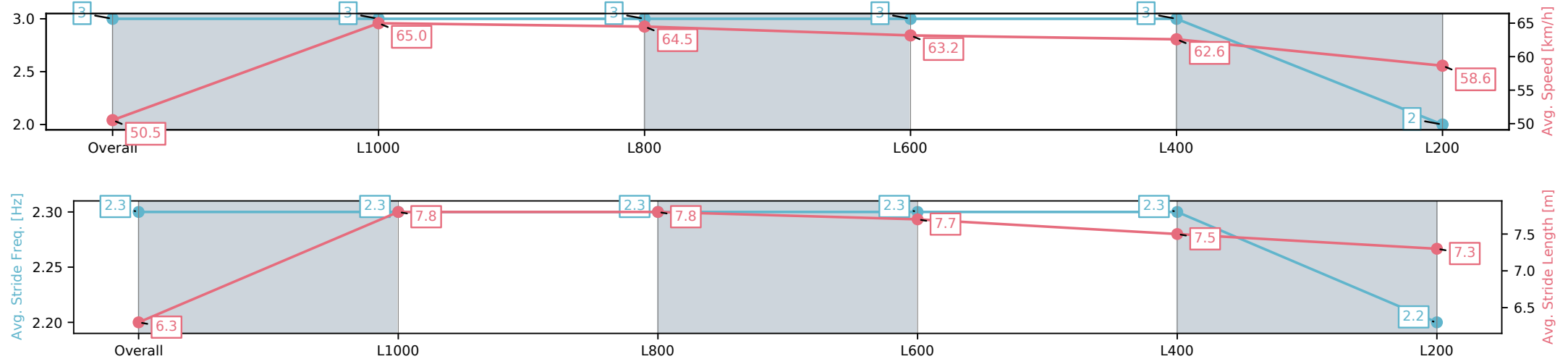
Race 2: Sportsbet Fast Form Handicap - 1200m

31 May 2025 - 12:07PM

Track Rating: Soft 6, Weather: Fine, Rail Position: +10m 1200m-W/  
Post, +8m remainder



Section	Overall	L1000	L800	L600	L400	L200
Section Times	1:11.87[3] (0:14.27)	0:57.60[3] (0:11.07)	0:46.53[3] (0:11.19)	0:35.34[3] (0:11.50)	0:23.84[3] (0:11.56)	0:12.27[2] (0:12.27)
Average Speed [km/h]	50.5	65.0	64.5	63.2	62.6	58.6
Top Speed [km/h]	65.8	66.1	65.8	64.0	63.1	62.3
Avg. Dist. to Rail [m]	5.9	1.1	0.5	1.9	4.4	4.7
Avg. Stride Freq. [Hz]	2.3	2.3	2.3	2.3	2.3	2.2
Avg. Stride Length [m]	6.3	7.8	7.8	7.7	7.5	7.3



[ ] Ranking at each section and finish  
-:-:- No data available at this section  
NA No data available

Horse/Jockey Name	DIVINO CAVALLO/Sheridan Clarke
Finish Rank	4
Fastest Section Time (Section)	0:11.10 (L800)
Top Speed [km/h] (Section)	66.4 (L800)
Race State	Finished



Morphettville-Professional-2025-05-31

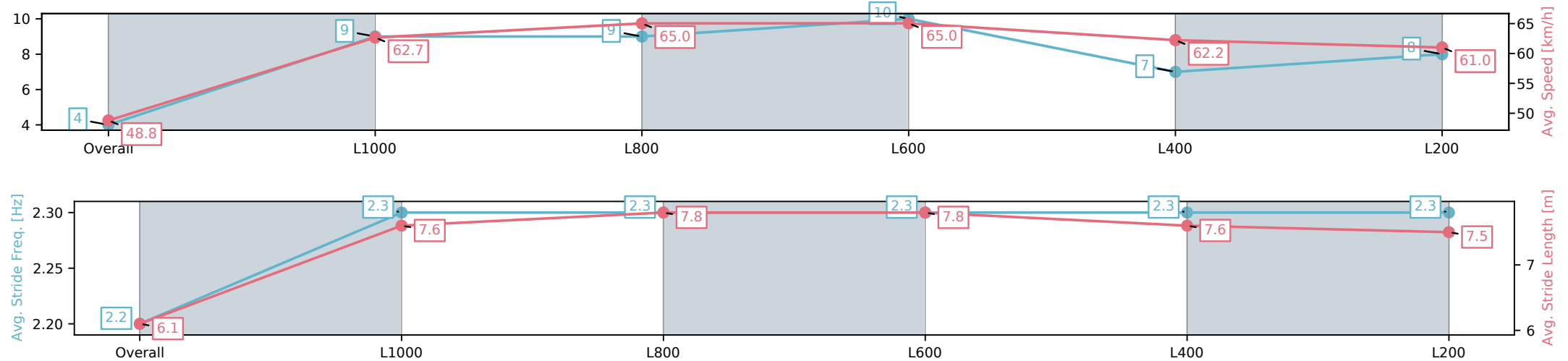
Race 2: Sportsbet Fast Form Handicap - 1200m

31 May 2025 - 12:07PM

Track Rating: Soft 6, Weather: Fine, Rail Position: +10m 1200m-W/  
Post, +8m remainder



Section	Overall	L1000	L800	L600	L400	L200
Section Times	1:11.88[4] (0:14.75)	0:57.13[9] (0:11.48)	0:45.65[9] (0:11.10)	0:34.55[10] (0:11.14)	0:23.41[7] (0:11.60)	0:11.81[8] (0:11.81)
Average Speed [km/h]	48.8	62.7	65.0	65.0	62.2	61.0
Top Speed [km/h]	63.2	64.0	66.1	66.4	64.1	62.8
Avg. Dist. to Rail [m]	5.2	1.7	0.3	1.3	4.2	5.7
Avg. Stride Freq. [Hz]	2.2	2.3	2.3	2.3	2.3	2.3
Avg. Stride Length [m]	6.1	7.6	7.8	7.8	7.6	7.5

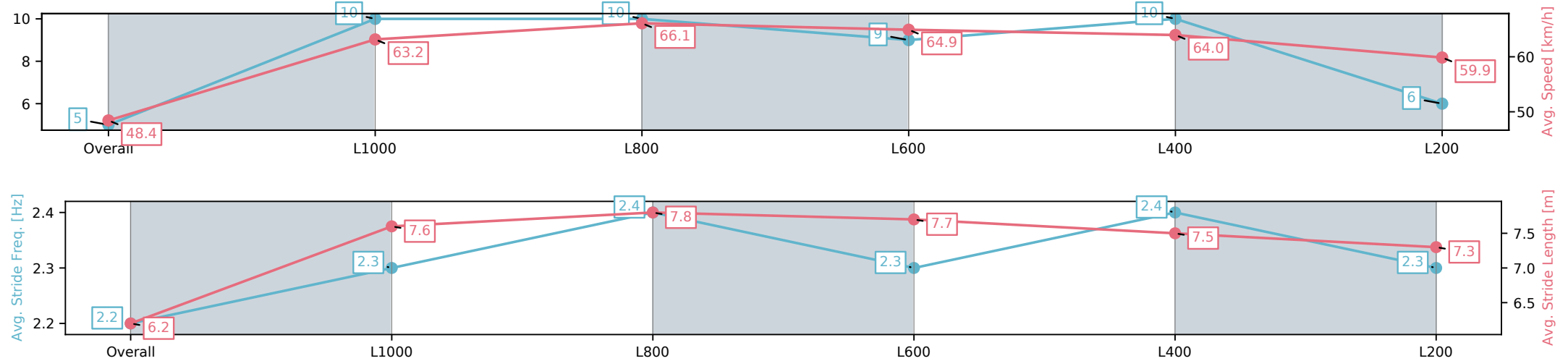


[ ] Ranking at each section and finish  
-:-:- No data available at this section  
NA No data available

Horse/Jockey Name	VALENTINA CHARM/Manoel Nunes
Finish Rank	5
Fastest Section Time (Section)	0:10.98 (L800)
Top Speed [km/h] (Section)	66.7 (L800)
Race State	Finished



Section	Overall	L1000	L800	L600	L400	L200
Section Times	1:12.00[5] (0:14.86)	0:57.14[10] (0:11.42)	0:45.72[10] (0:10.98)	0:34.74[9] (0:11.36)	0:23.38[10] (0:11.35)	0:12.03[6] (0:12.03)
Average Speed [km/h]	48.4	63.2	66.1	64.9	64.0	59.9
Top Speed [km/h]	63.3	64.9	66.6	66.7	64.6	62.9
Avg. Dist. to Rail [m]	8.0	3.3	2.0	4.6	7.8	8.8
Avg. Stride Freq. [Hz]	2.2	2.3	2.4	2.3	2.4	2.3
Avg. Stride Length [m]	6.2	7.6	7.8	7.7	7.5	7.3



[ ] Ranking at each section and finish  
-:-:- No data available at this section  
NA No data available

Horse/Jockey Name	NEVER SURRENDER/Taylor Johnstone
Finish Rank	6
Fastest Section Time (Section)	0:11.09 (L1000)
Top Speed [km/h] (Section)	65.8 (Overall)
Race State	Finished



Morphettville-Professional-2025-05-31

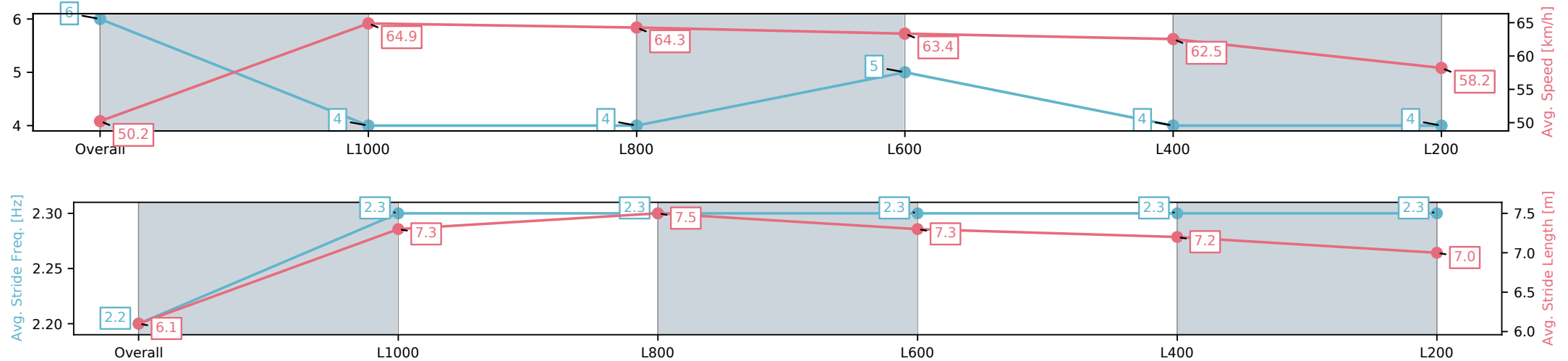
Race 2: Sportsbet Fast Form Handicap - 1200m

31 May 2025 - 12:07PM

Track Rating: Soft 6, Weather: Fine, Rail Position: +10m 1200m-W/  
Post, +8m remainder



Section	Overall	L1000	L800	L600	L400	L200
Section Times	1:12.01[6] (0:14.36)	0:57.65[4] (0:11.09)	0:46.56[4] (0:11.26)	0:35.30[5] (0:11.40)	0:23.90[4] (0:11.53)	0:12.37[4] (0:12.37)
Average Speed [km/h]	50.2	64.9	64.3	63.4	62.5	58.2
Top Speed [km/h]	63.3	65.8	65.6	64.4	63.1	61.2
Avg. Dist. to Rail [m]	2.2	1.3	1.3	0.8	1.8	2.9
Avg. Stride Freq. [Hz]	2.2	2.3	2.3	2.3	2.3	2.3
Avg. Stride Length [m]	6.1	7.3	7.5	7.3	7.2	7.0



[ ] Ranking at each section and finish  
-:-:- No data available at this section  
NA No data available

Horse/Jockey Name	JE CITY/Jacob Opperman
Finish Rank	7
Fastest Section Time (Section)	0:11.13 (L800)
Top Speed [km/h] (Section)	66.8 (L800)
Race State	Finished



Morphettville-Professional-2025-05-31

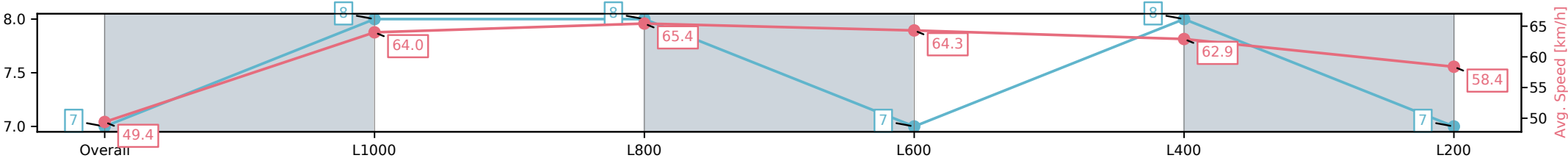
Race 2: Sportsbet Fast Form Handicap - 1200m

31 May 2025 - 12:07PM

Track Rating: Soft 6, Weather: Fine, Rail Position: +10m 1200m-W/  
Post, +8m remainder



Section	Overall	L1000	L800	L600	L400	L200
Section Times	1:12.33[7] (0:14.62)	0:57.71[8] (0:11.25)	0:46.46[8] (0:11.13)	0:35.33[7] (0:11.47)	0:23.86[8] (0:11.54)	0:12.32[7] (0:12.32)
Average Speed [km/h]	49.4	64.0	65.4	64.3	62.9	58.4
Top Speed [km/h]	63.2	65.0	66.3	66.8	64.1	61.4
Avg. Dist. to Rail [m]	7.4	3.4	2.7	4.7	7.1	8.4
Avg. Stride Freq. [Hz]	2.2	2.5	2.4	2.4	2.4	2.4
Avg. Stride Length [m]	6.1	7.1	7.4	7.4	7.2	6.9



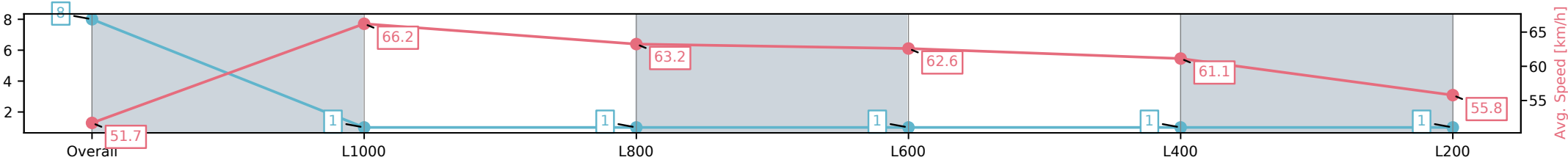
[ ] Ranking at each section and finish  
-:-:- No data available at this section  
NA No data available



Horse/Jockey Name	NICISH/Felicity Atkinson
Finish Rank	8
Fastest Section Time (Section)	0:10.88 (L1000)
Top Speed [km/h] (Section)	67.4 (Overall)
Race State	Finished



Section	Overall	L1000	L800	L600	L400	L200
Section Times	1:12.46[8] (0:13.94)	0:58.52[1] (0:10.88)	0:47.64[1] (0:11.39)	0:36.25[1] (0:11.55)	0:24.70[1] (0:11.81)	0:12.89[1] (0:12.89)
Average Speed [km/h]	51.7	66.2	63.2	62.6	61.1	55.8
Top Speed [km/h]	66.9	67.4	65.0	63.6	63.6	59.0
Avg. Dist. to Rail [m]	3.7	0.5	0.5	0.7	1.3	2.3
Avg. Stride Freq. [Hz]	2.4	2.7	2.5	2.5	2.6	2.4
Avg. Stride Length [m]	5.8	6.9	6.9	6.9	6.6	6.4

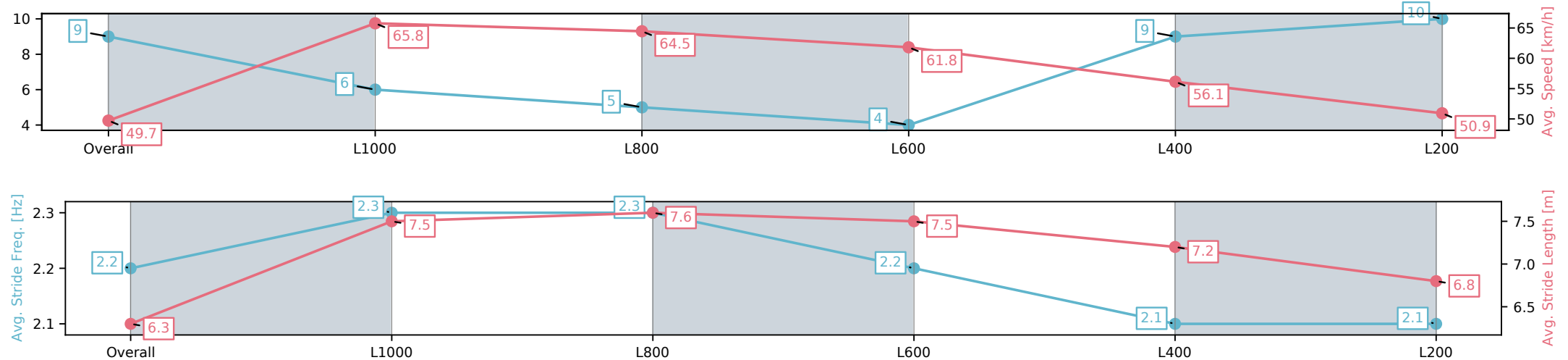


[ ] Ranking at each section and finish  
-:-:- No data available at this section  
NA No data available

Horse/Jockey Name	ROYAL MAJESTY/Jessica Tzaferis
Finish Rank	9
Fastest Section Time (Section)	0:10.93 (L1000)
Top Speed [km/h] (Section)	66.8 (Overall)
Race State	Finished



Section	Overall	L1000	L800	L600	L400	L200
Section Times	1:15.67[9] (0:14.52)	1:01.15[6] (0:10.93)	0:50.22[5] (0:11.25)	0:38.97[4] (0:11.86)	0:27.11[9] (0:12.95)	0:14.16[10] (0:14.16)
Average Speed [km/h]	49.7	65.8	64.5	61.8	56.1	50.9
Top Speed [km/h]	65.6	66.8	66.0	65.6	59.4	55.4
Avg. Dist. to Rail [m]	6.7	2.2	1.5	3.3	8.9	11.1
Avg. Stride Freq. [Hz]	2.2	2.3	2.3	2.2	2.1	2.1
Avg. Stride Length [m]	6.3	7.5	7.6	7.5	7.2	6.8



[ ] Ranking at each section and finish  
-:-:- No data available at this section  
NA No data available

Horse/Jockey Name	RANVEER/Jordyn Weatherley
Finish Rank	10
Fastest Section Time (Section)	0:11.03 (L1000)
Top Speed [km/h] (Section)	66.8 (Overall)
Race State	Finished



Section	Overall	L1000	L800	L600	L400	L200
Section Times	1:15.90[10] (0:13.99)	1:01.91[2] (0:11.03)	0:50.88[2] (0:11.28)	0:39.59[2] (0:11.68)	0:27.91[2] (0:12.56)	0:15.34[9] (0:15.34)
Average Speed [km/h]	51.4	65.5	63.8	61.2	57.2	46.9
Top Speed [km/h]	66.8	66.3	65.8	63.8	59.4	54.6
Avg. Dist. to Rail [m]	5.1	2.3	1.3	1.4	0.8	1.9
Avg. Stride Freq. [Hz]	2.3	2.4	2.4	2.3	2.3	2.0
Avg. Stride Length [m]	5.9	7.2	7.2	7.0	6.7	6.1

