



Morphettville-Professional-2025-05-31
Race 1: Sportsbet Same Race Multi Handicap - 1100m
31 May 2025 - 11:33AM



Track Rating: Soft 6, Weather: Fine, Rail Position: +10m 1200m-W/Post, +8m remainder

Section

Field Times

Overall

1:06.31

(0:08.69)

L1000

0:57.62

(0:11.63)

L800

0:45.99

(0:11.55)

L600

0:34.43

(0:11.20)

L400

0:23.23

(0:11.19)

L200

0:12.04

(0:12.04)

Position	#	Horse/Jockey	Barrier	Top Speed [km/h]	Fastest Section	First 400m	Overall	L1000	L800	L600	L400	L200	Margin	Distance Travelled From Winner [m]
1	3	GOLDEN HORIZON	5	65.5	0:11.18	0:26.12	1:06.31	0:57.50 [2]	0:45.99 [1]	0:34.44 [1]	0:23.23 [1]	0:12.05 [1]	1:06.31	
		Connor Murtagh		600-400	400-200		(0:08.81)	(0:11.51)	(0:11.55)	(0:11.21)	(0:11.18)	(0:12.05)		
2	2	MATAHGA	2	66.8	0:10.95	0:26.76	1:06.34	0:57.16 [7]	0:45.28 [7]	0:33.87 [6]	0:22.55 [6]	0:11.60 [4]	0.17L	+3
		Jacob Opperman		600-400	400-200		(0:09.18)	(0:11.88)	(0:11.41)	(0:11.32)	(0:10.95)	(0:11.60)		
3	5	MOSTLY FOR SHOW	1	65.8	0:11.10	0:26.33	1:06.38	0:57.43 [4]	0:45.81 [3]	0:34.20 [3]	0:23.10 [3]	0:12.00 [2]	0.4L	+0
		Jake Toeroek		600-400	600-400		(0:08.95)	(0:11.62)	(0:11.61)	(0:11.10)	(0:11.10)	(0:12.00)		
4	1	HARMONIC DANCER	3	65.8	0:11.14	0:26.49	1:06.52	0:57.57 [3]	0:45.73 [4]	0:34.18 [4]	0:23.04 [4]	0:11.77 [5]	1.27L	+1
		Todd Pannell		800-600	600-400		(0:08.95)	(0:11.84)	(0:11.55)	(0:11.14)	(0:11.27)	(0:11.77)		
5	8	TIPTOP TORI	7	66.0	0:11.11	0:26.82	1:06.65	0:57.57 [6]	0:45.67 [6]	0:34.14 [7]	0:22.70 [7]	0:11.59 [7]	2.07L	+3
		Taylor Johnstone		800-600	400-200		(0:09.08)	(0:11.90)	(0:11.53)	(0:11.44)	(0:11.11)	(0:11.59)		
6	6	PRETTY PERKY	4	66.1	0:11.14	0:26.62	1:06.74	0:57.75 [5]	0:45.91 [5]	0:34.32 [5]	0:23.18 [5]	0:11.97 [6]	2.66L	+1
		Jason Holder		800-600	600-400		(0:08.99)	(0:11.84)	(0:11.59)	(0:11.14)	(0:11.21)	(0:11.97)		
7	4	GRANDSTRAZ	6	65.7	0:11.24	0:26.16	1:06.80	0:58.11 [1]	0:46.39 [2]	0:34.80 [2]	0:23.56 [2]	0:12.20 [3]	3.05L	+1
		Manoel Nunes		800-600	600-400		(0:08.69)	(0:11.72)	(0:11.59)	(0:11.24)	(0:11.36)	(0:12.20)		

Scratched: Taguig (#7)

Horse/Jockey Name	GOLDEN HORIZON/Connor Murtagh
Finish Rank	1
Fastest Section Time (Section)	0:11.18 (L400)
Top Speed [km/h] (Section)	65.5 (L600)
Race State	Finished



Morphettville-Professional-2025-05-31

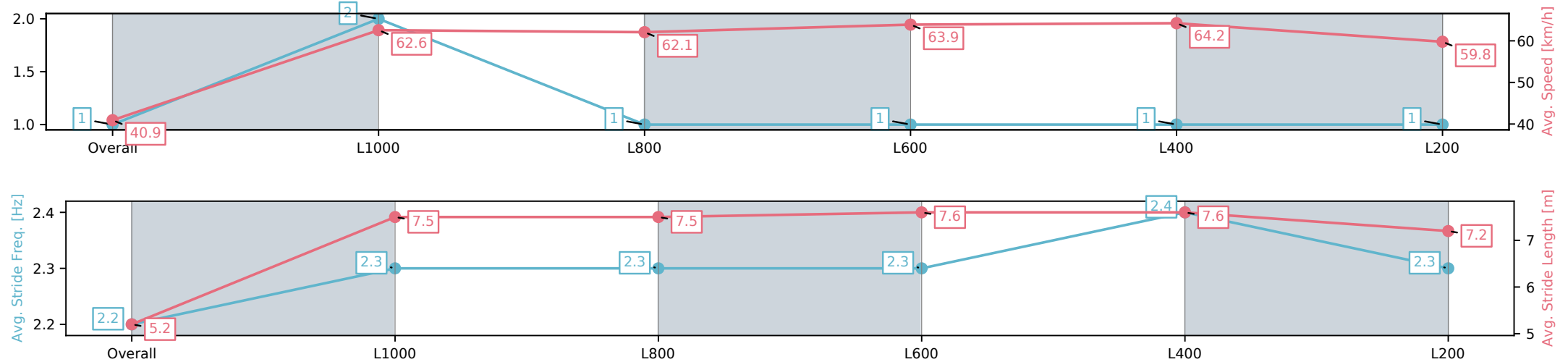
Race 1: Sportsbet Same Race Multi Handicap - 1100m

31 May 2025 - 11:33AM

Track Rating: Soft 6, Weather: Fine, Rail Position: +10m 1200m-W/
Post, +8m remainder



Section	Overall	L1000	L800	L600	L400	L200
Section Times	1:06.31[1] (0:08.81)	0:57.50[2] (0:11.51)	0:45.99[1] (0:11.55)	0:34.44[1] (0:11.21)	0:23.23[1] (0:11.18)	0:12.05[1] (0:12.05)
Average Speed [km/h]	40.9	62.6	62.1	63.9	64.2	59.8
Top Speed [km/h]	62.0	63.7	63.0	65.4	65.5	62.8
Avg. Dist. to Rail [m]	4.8	0.9	0.9	0.9	0.9	1.2
Avg. Stride Freq. [Hz]	2.2	2.3	2.3	2.3	2.4	2.3
Avg. Stride Length [m]	5.2	7.5	7.5	7.6	7.6	7.2



[] Ranking at each section and finish
-:-:- No data available at this section
NA No data available

Horse/Jockey Name	MATAHGA/Jacob Opperman
Finish Rank	2
Fastest Section Time (Section)	0:10.95 (L400)
Top Speed [km/h] (Section)	66.8 (L600)
Race State	Finished



Morphettville-Professional-2025-05-31

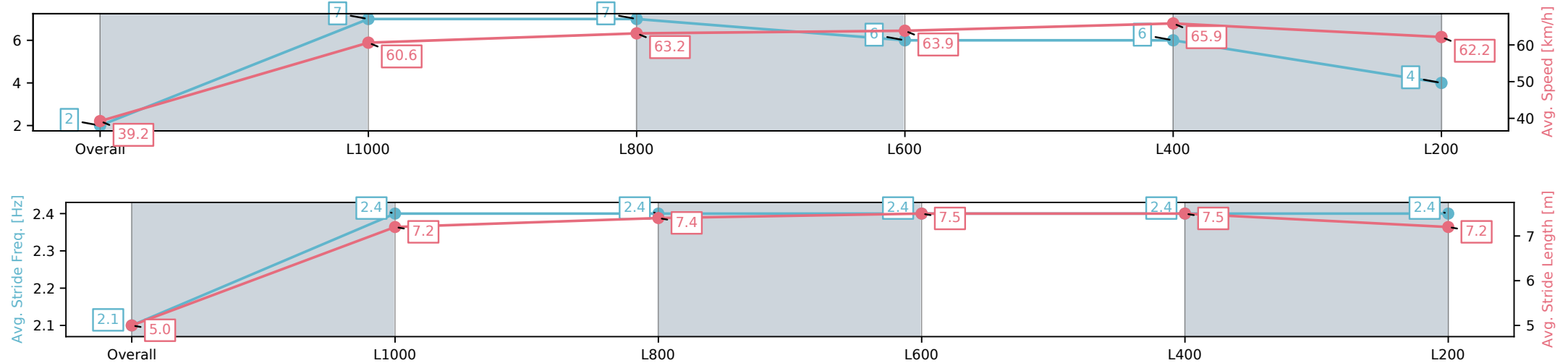
Race 1: Sportsbet Same Race Multi Handicap - 1100m

31 May 2025 - 11:33AM

Track Rating: Soft 6, Weather: Fine, Rail Position: +10m 1200m-W/
Post, +8m remainder



Section	Overall	L1000	L800	L600	L400	L200
Section Times	1:06.34[2] (0:09.18)	0:57.16[7] (0:11.88)	0:45.28[7] (0:11.41)	0:33.87[6] (0:11.32)	0:22.55[6] (0:10.95)	0:11.60[4] (0:11.60)
Average Speed [km/h]	39.2	60.6	63.2	63.9	65.9	62.2
Top Speed [km/h]	59.7	61.6	64.4	65.5	66.8	65.3
Avg. Dist. to Rail [m]	2.4	1.8	0.4	0.9	1.2	3.7
Avg. Stride Freq. [Hz]	2.1	2.4	2.4	2.4	2.4	2.4
Avg. Stride Length [m]	5.0	7.2	7.4	7.5	7.5	7.2



[] Ranking at each section and finish
-:-:- No data available at this section
NA No data available

Horse/Jockey Name	MOSTLY FOR SHOW/Jake Toeroek
Finish Rank	3
Fastest Section Time (Section)	0:11.10 (L600)
Top Speed [km/h] (Section)	65.8 (L600)
Race State	Finished



Morphettville-Professional-2025-05-31

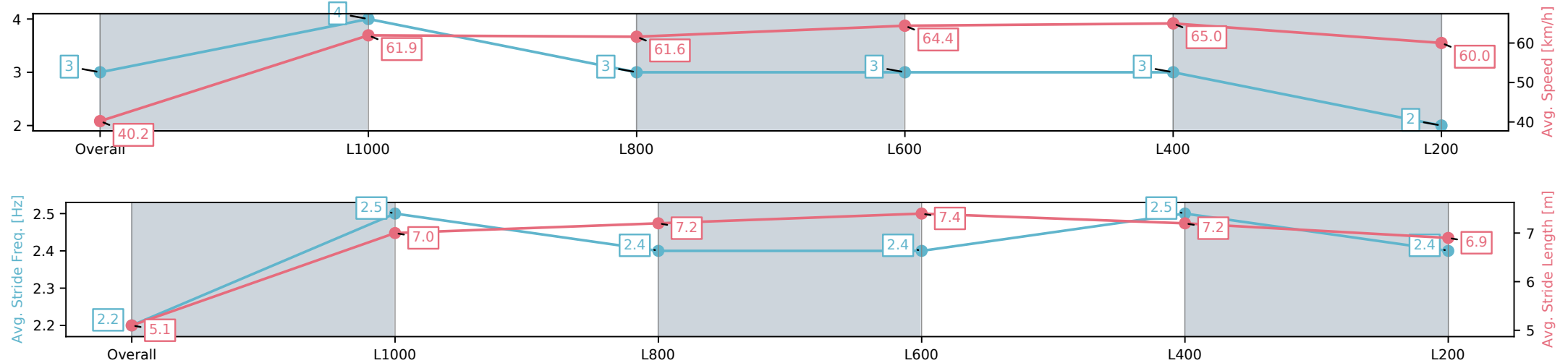
Race 1: Sportsbet Same Race Multi Handicap - 1100m

31 May 2025 - 11:33AM

Track Rating: Soft 6, Weather: Fine, Rail Position: +10m 1200m-W/
Post, +8m remainder



Section	Overall	L1000	L800	L600	L400	L200
Section Times	1:06.38[3] (0:08.95)	0:57.43[4] (0:11.62)	0:45.81[3] (0:11.61)	0:34.20[3] (0:11.10)	0:23.10[3] (0:11.10)	0:12.00[2] (0:12.00)
Average Speed [km/h]	40.2	61.9	61.6	64.4	65.0	60.0
Top Speed [km/h]	60.6	63.9	62.8	65.6	65.8	64.0
Avg. Dist. to Rail [m]	2.0	1.1	1.6	1.4	1.5	2.7
Avg. Stride Freq. [Hz]	2.2	2.5	2.4	2.4	2.5	2.4
Avg. Stride Length [m]	5.1	7.0	7.2	7.4	7.2	6.9



[] Ranking at each section and finish
-:-:- No data available at this section
NA No data available

Horse/Jockey Name	HARMONIC DANCER/Todd Pannell
Finish Rank	4
Fastest Section Time (Section)	0:11.14 (L600)
Top Speed [km/h] (Section)	65.8 (L800)
Race State	Finished



Morphettville-Professional-2025-05-31

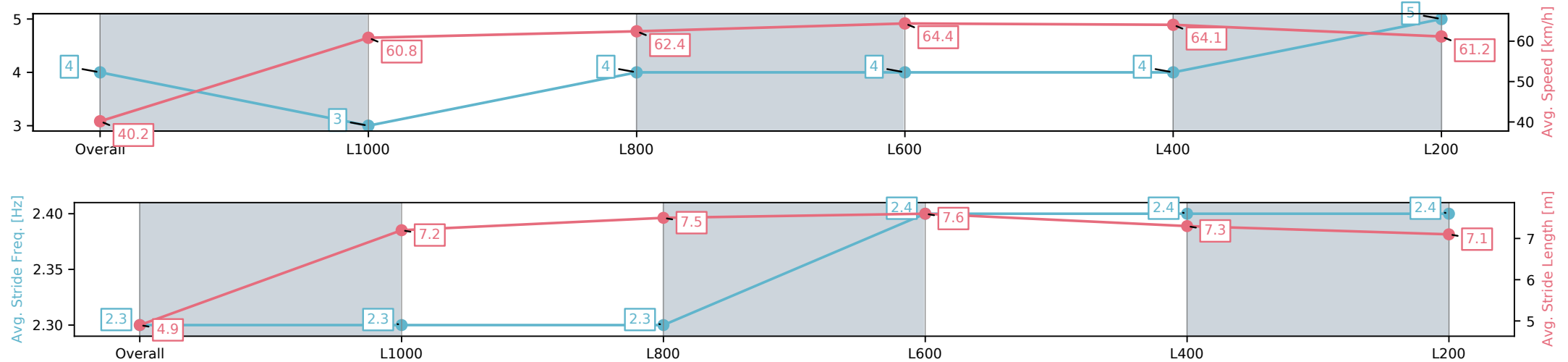
Race 1: Sportsbet Same Race Multi Handicap - 1100m

31 May 2025 - 11:33AM

Track Rating: Soft 6, Weather: Fine, Rail Position: +10m 1200m-W/
Post, +8m remainder



Section	Overall	L1000	L800	L600	L400	L200
Section Times	1:06.52[4] (0:08.95)	0:57.57[3] (0:11.84)	0:45.73[4] (0:11.55)	0:34.18[4] (0:11.14)	0:23.04[4] (0:11.27)	0:11.77[5] (0:11.77)
Average Speed [km/h]	40.2	60.8	62.4	64.4	64.1	61.2
Top Speed [km/h]	59.8	62.8	63.6	65.8	65.4	63.5
Avg. Dist. to Rail [m]	2.6	1.1	0.3	0.6	3.4	6.9
Avg. Stride Freq. [Hz]	2.3	2.3	2.3	2.4	2.4	2.4
Avg. Stride Length [m]	4.9	7.2	7.5	7.6	7.3	7.1

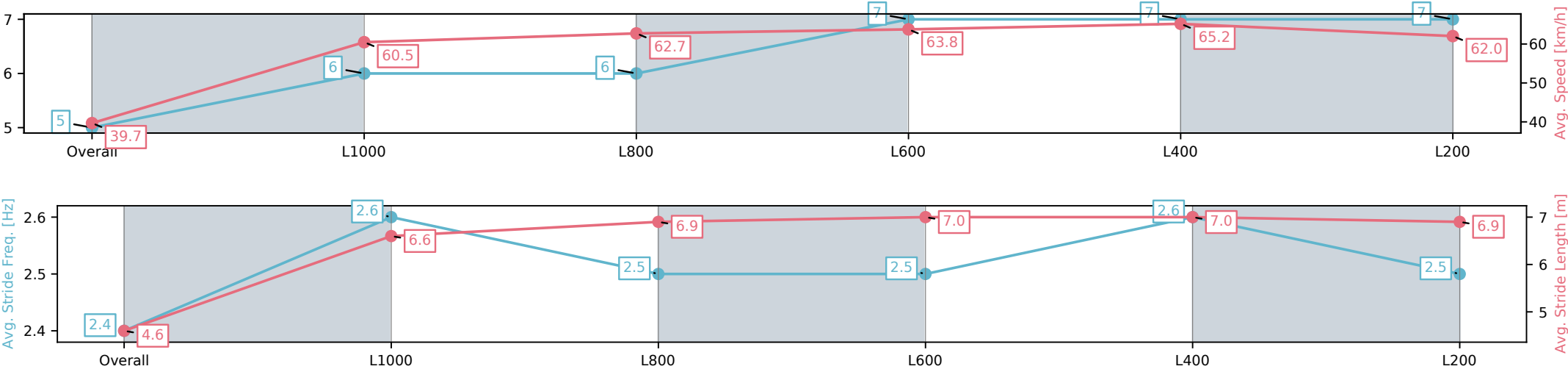


[] Ranking at each section and finish
-:-:- No data available at this section
NA No data available

Horse/Jockey Name	TIPTOP TORI/Taylor Johnstone
Finish Rank	5
Fastest Section Time (Section)	0:11.11 (L400)
Top Speed [km/h] (Section)	66.0 (L800)
Race State	Finished



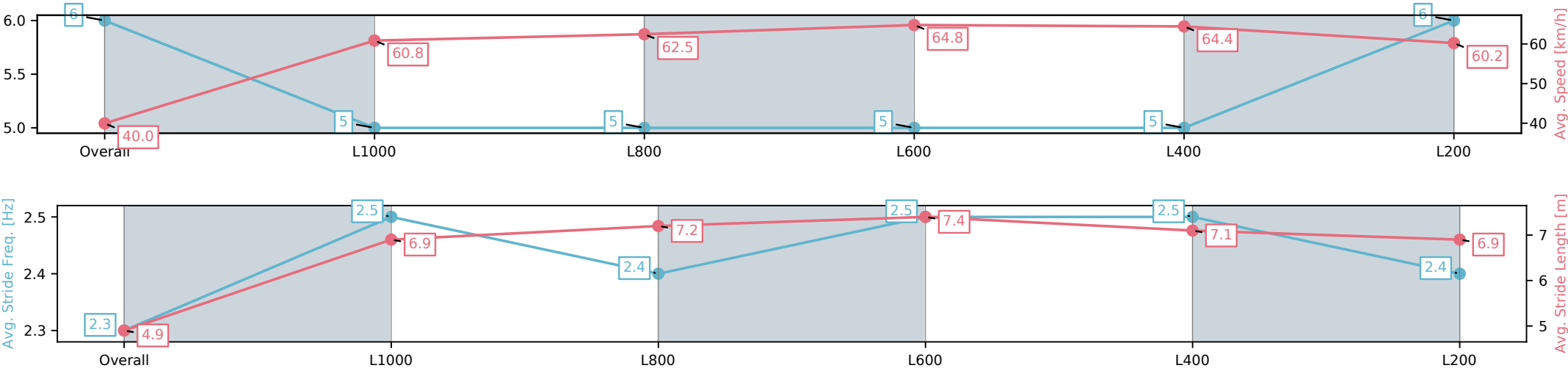
Section	Overall	L1000	L800	L600	L400	L200
Section Times	1:06.65[5] (0:09.08)	0:57.57[6] (0:11.90)	0:45.67[6] (0:11.53)	0:34.14[7] (0:11.44)	0:22.70[7] (0:11.11)	0:11.59[7] (0:11.59)
Average Speed [km/h]	39.7	60.5	62.7	63.8	65.2	62.0
Top Speed [km/h]	60.4	61.4	65.1	66.0	65.8	65.5
Avg. Dist. to Rail [m]	5.0	1.5	0.8	2.7	4.7	4.5
Avg. Stride Freq. [Hz]	2.4	2.6	2.5	2.5	2.6	2.5
Avg. Stride Length [m]	4.6	6.6	6.9	7.0	7.0	6.9



Horse/Jockey Name	PRETTY PERKY/Jason Holder
Finish Rank	6
Fastest Section Time (Section)	0:11.14 (L600)
Top Speed [km/h] (Section)	66.1 (L800)
Race State	Finished



Section	Overall	L1000	L800	L600	L400	L200
Section Times	1:06.74[6] (0:08.99)	0:57.75[5] (0:11.84)	0:45.91[5] (0:11.59)	0:34.32[5] (0:11.14)	0:23.18[5] (0:11.21)	0:11.97[6] (0:11.97)
Average Speed [km/h]	40.0	60.8	62.5	64.8	64.4	60.2
Top Speed [km/h]	59.6	61.6	64.0	66.1	65.7	64.6
Avg. Dist. to Rail [m]	3.8	2.1	1.4	0.6	3.4	7.0
Avg. Stride Freq. [Hz]	2.3	2.5	2.4	2.5	2.5	2.4
Avg. Stride Length [m]	4.9	6.9	7.2	7.4	7.1	6.9



[] Ranking at each section and finish
-:-:- No data available at this section
NA No data available

Horse/Jockey Name	GRANDSTRAZ/Manoel Nunes
Finish Rank	7
Fastest Section Time (Section)	0:11.24 (L600)
Top Speed [km/h] (Section)	65.7 (L800)
Race State	Finished



Morphettville-Professional-2025-05-31

Race 1: Sportsbet Same Race Multi Handicap - 1100m

31 May 2025 - 11:33AM

Track Rating: Soft 6, Weather: Fine, Rail Position: +10m 1200m-W/
Post, +8m remainder



Section	Overall	L1000	L800	L600	L400	L200
Section Times	1:06.80[7] (0:08.69)	0:58.11[1] (0:11.72)	0:46.39[2] (0:11.59)	0:34.80[2] (0:11.24)	0:23.56[2] (0:11.36)	0:12.20[3] (0:12.20)
Average Speed [km/h]	41.4	61.4	62.2	64.4	63.6	59.0
Top Speed [km/h]	60.3	62.0	63.3	65.7	65.7	62.7
Avg. Dist. to Rail [m]	5.1	1.4	0.3	1.0	3.1	4.1
Avg. Stride Freq. [Hz]	2.3	2.4	2.4	2.4	2.4	2.4
Avg. Stride Length [m]	5.0	7.2	7.3	7.5	7.3	7.0

