



RACINGSA

Morphettville Parks-Professional-2025-05-17
Race 8: Sportsbet Jockey Watch Handicap - 1000m
17 May 2025 - 3:53PM



Morphettville

Track Rating: Good 4, Weather: Overcast, Rail Position: +5m Entire; Sectional 606m

Table with 5 columns: Section, Field Times, Overall, L800, L600, L400, L200. Values include 0:57.80, 0:44.26, 0:33.93, 0:23.09, 0:11.71.

Main race results table with columns: Position, #, Horse/Jockey, Barrier, Top Speed [km/h], Fastest Section, First 400m, Overall, L800, L600, L400, L200, Margin, Distance Travelled From Winner [m].

Scratched: Port Albert (#1), Gitalong (#6), Sunzou (#15), Anotherhouse (#16)

Report Created: Sat 17 May 2025 16:36:25 GMT+10 (Note: Timing is based on positional data)

- Legend for symbols: [] Position in running at each section and finish, # Saddle cloth number, --- No data available at this section, DNF Did not finish, NA No data available, DNT Did not track, Background shading for fastest section



RACINGSA

Morphettville Parks-Professional-2025-05-17

Race 8: Sportsbet Jockey Watch Handicap - 1000m

17 May 2025 - 3:53PM

Track Rating: Good 4, Weather: Overcast, Rail Position: +5m Entire; Sectional 606m



Morphettville

Section	Overall	L800	L600	L400	L200
Field Times	0:57.80 (0:13.54)	0:44.26 (0:10.33)	0:33.93 (0:10.84)	0:23.09 (0:11.37)	0:11.71 (0:11.71)

Position	#	Horse/Jockey	Barrier	Top Speed [km/h]	Fastest Section	First 400m	Overall	L800	L600	L400	L200	Margin	Distance Travelled From Winner [m]
11	5	LONRODEX Connor Murtagh	11	69.1 1000-800	0:10.76 800-600	0:24.59	0:58.89 (0:13.83)	0:45.06 [8] (0:10.76)	0:34.30 [10] (0:11.07)	0:23.23 [12] (0:11.16)	0:12.07 [12] (0:12.07)	7.28L	+7
12	2	ROSALIA Andrew Stead	5	70.0 1000-800	0:10.54 800-600	0:24.08	0:59.80 (0:13.54)	0:46.26 [1] (0:10.54)	0:35.72 [3] (0:11.01)	0:24.71 [4] (0:11.61)	0:13.10 [10] (0:13.10)	13.32L	+3

Scratched: Port Albert (#1), Gitalong (#6), Sunzou (#15), Anotherhouse (#16)

- [] Position in running at each section and finish
- #: Saddle cloth number
- :--- No data available at this section
- DNF Did not finish
- NA No data available
- DNT Did not track
- █ Background shading for fastest section

Horse/Jockey Name	SIR NOW/Margaret Collett
Finish Rank	1
Fastest Section Time (Section)	0:10.45 (L800)
Top Speed [km/h] (Section)	70.0 (Overall)
Race State	Finished



Morphettville Parks-Professional-2025-05-17

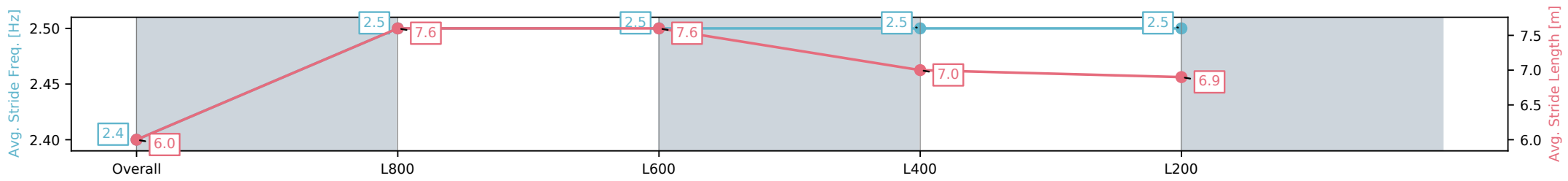
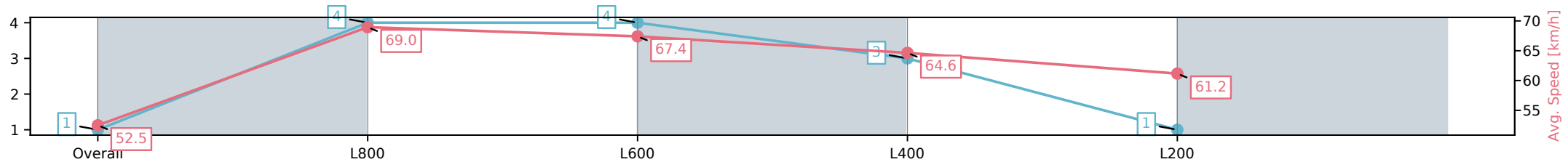
Race 8: Sportsbet Jockey Watch Handicap - 1000m

17 May 2025 - 3:53PM

Track Rating: Good 4, Weather: Overcast, Rail Position: +5m Entire; Sectional 606m



Section	Overall	L800	L600	L400	L200
Section Times	0:57.80[1] (0:13.74)	0:44.06[4] (0:10.45)	0:33.61[4] (0:10.71)	0:22.90[3] (0:11.18)	0:11.72[1] (0:11.72)
Average Speed [km/h]	52.5	69.0	67.4	64.6	61.2
Top Speed [km/h]	69.4	70.0	68.7	65.6	62.7
Avg. Dist. to Rail [m]	5.7	2.1	0.5	2.8	3.6
Avg. Stride Freq. [Hz]	2.4	2.5	2.5	2.5	2.5
Avg. Stride Length [m]	6.0	7.6	7.6	7.0	6.9



- [] Ranking at each section and finish
- :-:- No data available at this section
- NA No data available

Horse/Jockey Name	DEEPFLOAT DIVA/Lachlan Neindorf
Finish Rank	2
Fastest Section Time (Section)	0:10.63 (L800)
Top Speed [km/h] (Section)	69.3 (Overall)
Race State	Finished



Morphettville Parks-Professional-2025-05-17

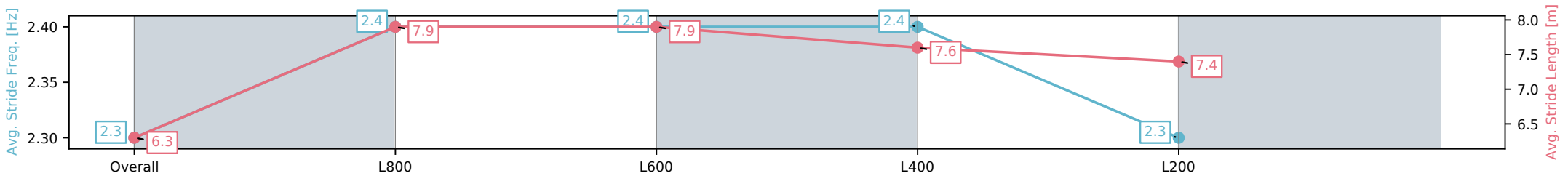
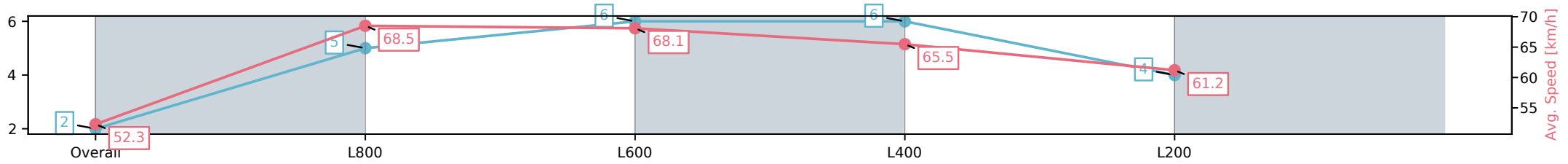
Race 8: Sportsbet Jockey Watch Handicap - 1000m

17 May 2025 - 3:53PM

Track Rating: Good 4, Weather: Overcast, Rail Position: +5m Entire; Sectional 606m



Section	Overall	L800	L600	L400	L200
Section Times	0:58.15[2] (0:13.76)	0:44.39[5] (0:10.63)	0:33.76[6] (0:10.93)	0:22.83[6] (0:11.11)	0:11.72[4] (0:11.72)
Average Speed [km/h]	52.3	68.5	68.1	65.5	61.2
Top Speed [km/h]	68.5	69.3	68.5	67.3	65.0
Avg. Dist. to Rail [m]	8.9	5.2	5.5	7.3	10.4
Avg. Stride Freq. [Hz]	2.3	2.4	2.4	2.4	2.3
Avg. Stride Length [m]	6.3	7.9	7.9	7.6	7.4



[] Ranking at each section and finish
 -:-:- No data available at this section
 NA No data available

Horse/Jockey Name	STARLITE VALLEY/Justin Potter
Finish Rank	3
Fastest Section Time (Section)	0:10.62 (L800)
Top Speed [km/h] (Section)	69.4 (L800)
Race State	Finished



Morphettville Parks-Professional-2025-05-17

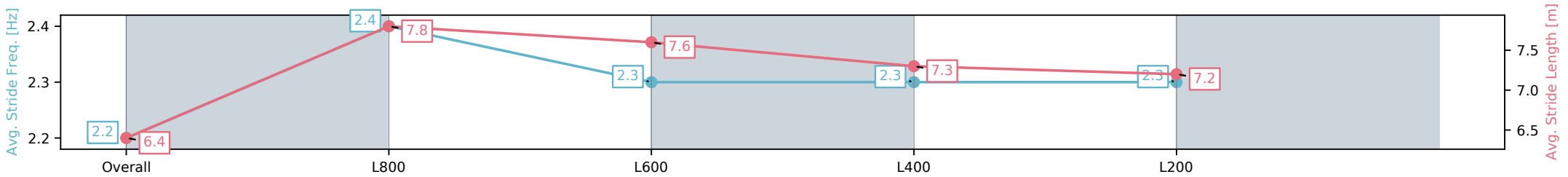
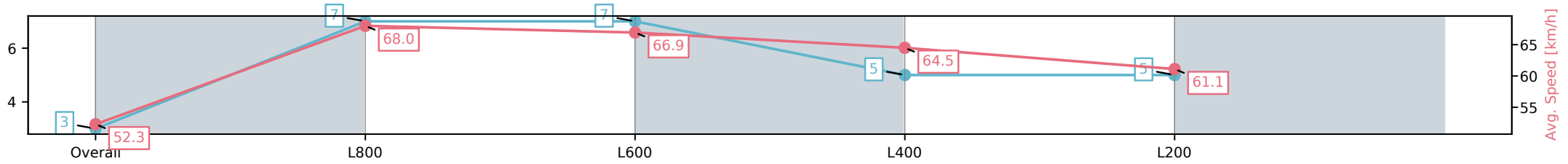
Race 8: Sportsbet Jockey Watch Handicap - 1000m

17 May 2025 - 3:53PM

Track Rating: Good 4, Weather: Overcast, Rail Position: +5m Entire; Sectional 606m



Section	Overall	L800	L600	L400	L200
Section Times	0:58.15[3] (0:13.81)	0:44.34[7] (0:10.62)	0:33.72[7] (0:10.84)	0:22.88[5] (0:11.17)	0:11.71[5] (0:11.71)
Average Speed [km/h]	52.3	68.0	66.9	64.5	61.1
Top Speed [km/h]	68.6	69.1	69.4	65.9	62.3
Avg. Dist. to Rail [m]	2.6	1.6	1.4	0.6	1.2
Avg. Stride Freq. [Hz]	2.2	2.4	2.3	2.3	2.3
Avg. Stride Length [m]	6.4	7.8	7.6	7.3	7.2



- [] Ranking at each section and finish
- :-:- No data available at this section
- NA No data available

Horse/Jockey Name	WINNING REVOLUTION/Alan Lai
Finish Rank	4
Fastest Section Time (Section)	0:10.46 (L800)
Top Speed [km/h] (Section)	70.2 (Overall)
Race State	Finished



Morphettville Parks-Professional-2025-05-17

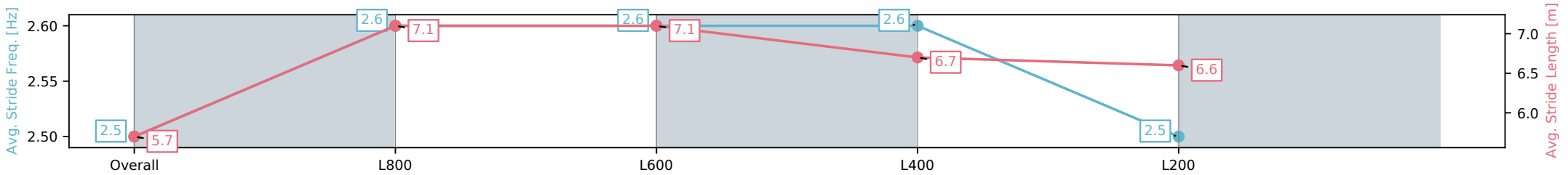
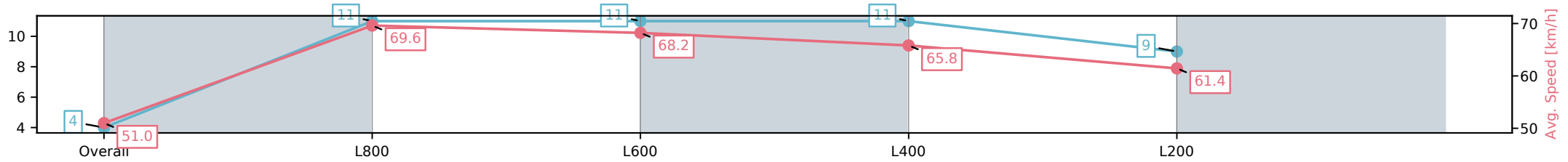
Race 8: Sportsbet Jockey Watch Handicap - 1000m

17 May 2025 - 3:53PM

Track Rating: Good 4, Weather: Overcast, Rail Position: +5m Entire; Sectional 606m



Section	Overall	L800	L600	L400	L200
Section Times	0:58.35[4] (0:14.13)	0:44.22[11] (0:10.46)	0:33.76[11] (0:10.98)	0:22.78[11] (0:11.12)	0:11.66[9] (0:11.66)
Average Speed [km/h]	51.0	69.6	68.2	65.8	61.4
Top Speed [km/h]	67.7	70.2	69.3	67.7	63.6
Avg. Dist. to Rail [m]	9.8	4.8	6.4	11.7	16.0
Avg. Stride Freq. [Hz]	2.5	2.6	2.6	2.6	2.5
Avg. Stride Length [m]	5.7	7.1	7.1	6.7	6.6



[] Ranking at each section and finish
 -:-:- No data available at this section
 NA No data available

Horse/Jockey Name	VINTAGE STAR/Jake Toeroek
Finish Rank	5
Fastest Section Time (Section)	0:10.41 (L800)
Top Speed [km/h] (Section)	71.5 (Overall)
Race State	Finished



Morphettville Parks-Professional-2025-05-17

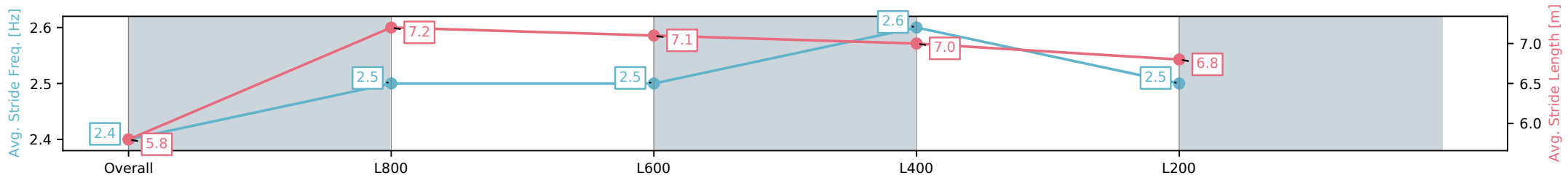
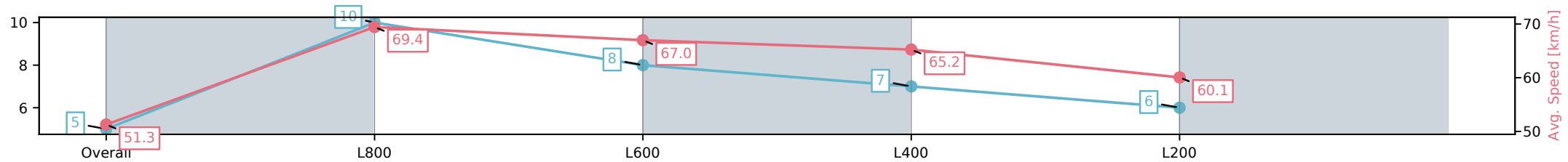
Race 8: Sportsbet Jockey Watch Handicap - 1000m

17 May 2025 - 3:53PM

Track Rating: Good 4, Weather: Overcast, Rail Position: +5m Entire; Sectional 606m



Section	Overall	L800	L600	L400	L200
Section Times	0:58.38[5] (0:14.04)	0:44.34[10] (0:10.41)	0:33.93[8] (0:10.88)	0:23.05[7] (0:11.12)	0:11.93[6] (0:11.93)
Average Speed [km/h]	51.3	69.4	67.0	65.2	60.1
Top Speed [km/h]	69.0	71.5	68.4	66.1	63.4
Avg. Dist. to Rail [m]	6.4	3.9	1.8	5.0	7.3
Avg. Stride Freq. [Hz]	2.4	2.5	2.5	2.6	2.5
Avg. Stride Length [m]	5.8	7.2	7.1	7.0	6.8



[] Ranking at each section and finish
 -:-:- No data available at this section
 NA No data available

Horse/Jockey Name	VALIDATED/Felicity Atkinson
Finish Rank	6
Fastest Section Time (Section)	0:10.45 (L800)
Top Speed [km/h] (Section)	69.9 (Overall)
Race State	Finished



Morphettville Parks-Professional-2025-05-17

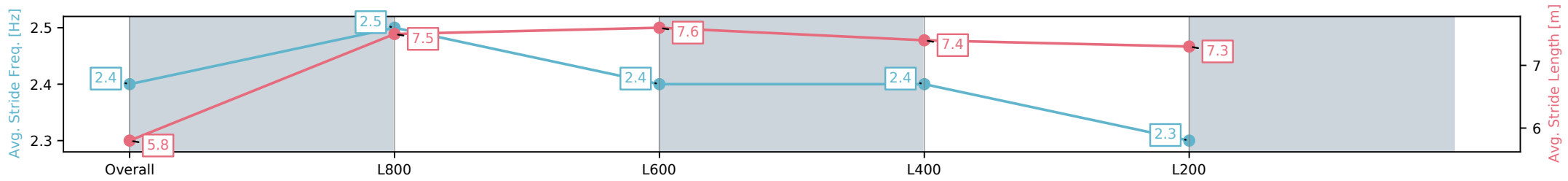
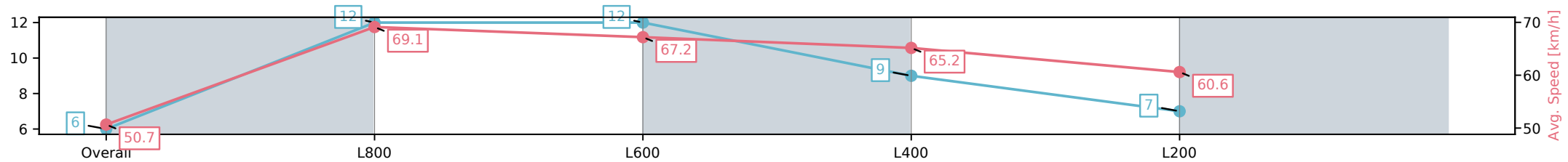
Race 8: Sportsbet Jockey Watch Handicap - 1000m

17 May 2025 - 3:53PM

Track Rating: Good 4, Weather: Overcast, Rail Position: +5m Entire; Sectional 606m



Section	Overall	L800	L600	L400	L200
Section Times	0:58.42[6] (0:14.22)	0:44.20[12] (0:10.45)	0:33.75[12] (0:10.82)	0:22.93[9] (0:11.09)	0:11.84[7] (0:11.84)
Average Speed [km/h]	50.7	69.1	67.2	65.2	60.6
Top Speed [km/h]	69.0	69.9	68.3	66.8	63.8
Avg. Dist. to Rail [m]	10.8	2.0	1.6	1.6	3.0
Avg. Stride Freq. [Hz]	2.4	2.5	2.4	2.4	2.3
Avg. Stride Length [m]	5.8	7.5	7.6	7.4	7.3



[] Ranking at each section and finish
 -:-:- No data available at this section
 NA No data available

Horse/Jockey Name	VEXATIOUS DANCER/Ben Price
Finish Rank	7
Fastest Section Time (Section)	0:10.40 (L800)
Top Speed [km/h] (Section)	70.4 (Overall)
Race State	Finished



Morphettville Parks-Professional-2025-05-17

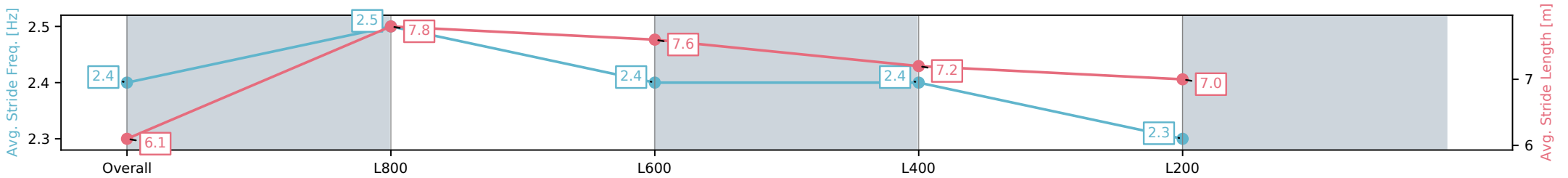
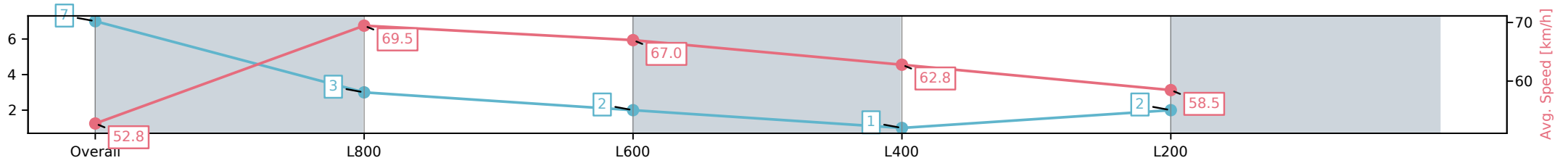
Race 8: Sportsbet Jockey Watch Handicap - 1000m

17 May 2025 - 3:53PM

Track Rating: Good 4, Weather: Overcast, Rail Position: +5m Entire; Sectional 606m



Section	Overall	L800	L600	L400	L200
Section Times	0:58.44[7] (0:13.64)	0:44.80[3] (0:10.40)	0:34.40[2] (0:10.67)	0:23.73[1] (0:11.46)	0:12.27[2] (0:12.27)
Average Speed [km/h]	52.8	69.5	67.0	62.8	58.5
Top Speed [km/h]	70.1	70.4	68.6	65.0	61.5
Avg. Dist. to Rail [m]	5.2	2.2	0.9	0.4	2.1
Avg. Stride Freq. [Hz]	2.4	2.5	2.4	2.4	2.3
Avg. Stride Length [m]	6.1	7.8	7.6	7.2	7.0



[] Ranking at each section and finish
 -:-:- No data available at this section
 NA No data available

Horse/Jockey Name	MAGIC MAX/Taylor Johnstone
Finish Rank	8
Fastest Section Time (Section)	0:10.67 (L800)
Top Speed [km/h] (Section)	69.6 (Overall)
Race State	Finished



Morphettville Parks-Professional-2025-05-17

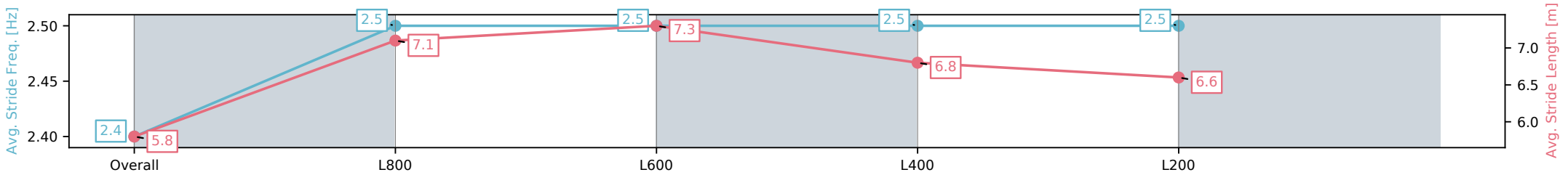
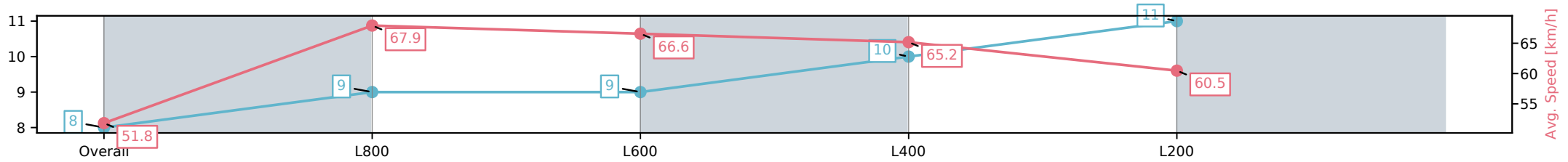
Race 8: Sportsbet Jockey Watch Handicap - 1000m

17 May 2025 - 3:53PM

Track Rating: Good 4, Weather: Overcast, Rail Position: +5m Entire; Sectional 606m



Section	Overall	L800	L600	L400	L200
Section Times	0:58.55[8] (0:13.91)	0:44.64[9] (0:10.67)	0:33.97[9] (0:10.99)	0:22.98[10] (0:11.13)	0:11.85[11] (0:11.85)
Average Speed [km/h]	51.8	67.9	66.6	65.2	60.5
Top Speed [km/h]	68.5	69.6	67.4	66.2	63.6
Avg. Dist. to Rail [m]	8.4	4.1	2.5	5.6	9.1
Avg. Stride Freq. [Hz]	2.4	2.5	2.5	2.5	2.5
Avg. Stride Length [m]	5.8	7.1	7.3	6.8	6.6



- [] Ranking at each section and finish
- :-:- No data available at this section
- NA No data available

Horse/Jockey Name	BEEN OUR ANGEL/Caitlin Tootell
Finish Rank	9
Fastest Section Time (Section)	0:10.28 (L800)
Top Speed [km/h] (Section)	70.7 (Overall)
Race State	Finished



Morphettville Parks-Professional-2025-05-17

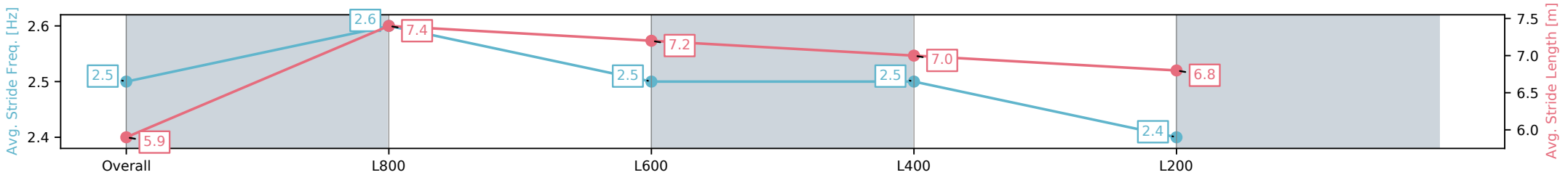
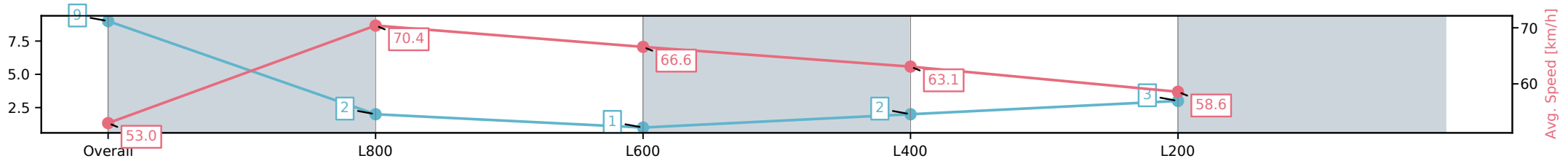
Race 8: Sportsbet Jockey Watch Handicap - 1000m

17 May 2025 - 3:53PM

Track Rating: Good 4, Weather: Overcast, Rail Position: +5m Entire; Sectional 606m



Section	Overall	L800	L600	L400	L200
Section Times	0:58.56[9] (0:13.57)	0:44.98[2] (0:10.28)	0:34.69[1] (0:10.98)	0:23.71[2] (0:11.47)	0:12.24[3] (0:12.24)
Average Speed [km/h]	53.0	70.4	66.6	63.1	58.6
Top Speed [km/h]	69.2	70.7	69.8	65.0	61.3
Avg. Dist. to Rail [m]	9.6	3.1	2.5	4.6	5.6
Avg. Stride Freq. [Hz]	2.5	2.6	2.5	2.5	2.4
Avg. Stride Length [m]	5.9	7.4	7.2	7.0	6.8



- [] Ranking at each section and finish
- :-:- No data available at this section
- NA No data available

Horse/Jockey Name	COOL MAGNUM/Zoe Lloyd
Finish Rank	10
Fastest Section Time (Section)	0:10.52 (L800)
Top Speed [km/h] (Section)	69.1 (Overall)
Race State	Finished



Morphettville Parks-Professional-2025-05-17

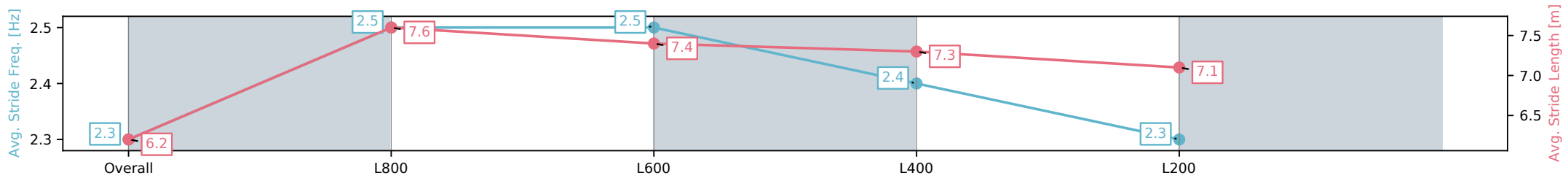
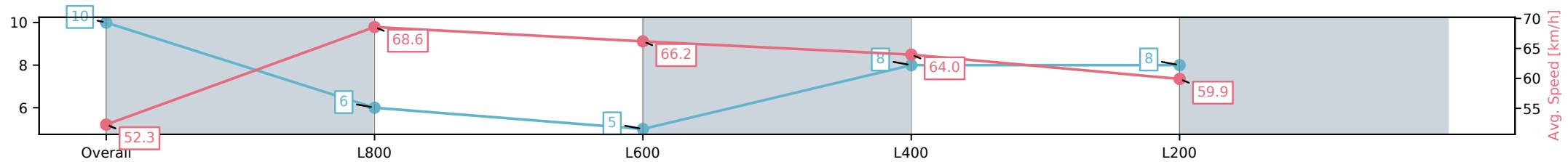
Race 8: Sportsbet Jockey Watch Handicap - 1000m

17 May 2025 - 3:53PM

Track Rating: Good 4, Weather: Overcast, Rail Position: +5m Entire; Sectional 606m



Section	Overall	L800	L600	L400	L200
Section Times	0:58.63[10] (0:13.78)	0:44.85[6] (0:10.52)	0:34.33[5] (0:11.05)	0:23.28[8] (0:11.31)	0:11.97[8] (0:11.97)
Average Speed [km/h]	52.3	68.6	66.2	64.0	59.9
Top Speed [km/h]	68.3	69.1	66.7	65.2	63.2
Avg. Dist. to Rail [m]	3.6	1.6	2.4	3.6	5.4
Avg. Stride Freq. [Hz]	2.3	2.5	2.5	2.4	2.3
Avg. Stride Length [m]	6.2	7.6	7.4	7.3	7.1



- [] Ranking at each section and finish
- :-:- No data available at this section
- NA No data available

Horse/Jockey Name	LONRODEX/Connor Murtagh
Finish Rank	11
Fastest Section Time (Section)	0:10.76 (L800)
Top Speed [km/h] (Section)	69.1 (Overall)
Race State	Finished



Morphettville Parks-Professional-2025-05-17

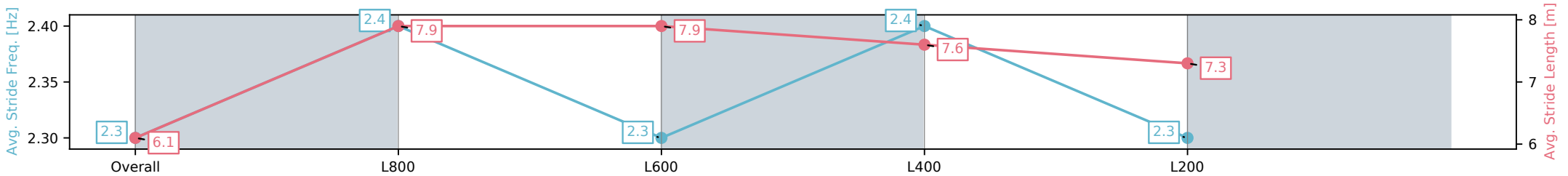
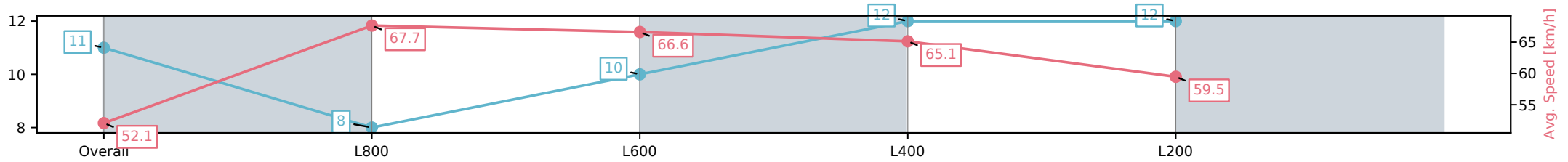
Race 8: Sportsbet Jockey Watch Handicap - 1000m

17 May 2025 - 3:53PM

Track Rating: Good 4, Weather: Overcast, Rail Position: +5m Entire; Sectional 606m



Section	Overall	L800	L600	L400	L200
Section Times	0:58.89[11] (0:13.83)	0:45.06[8] (0:10.76)	0:34.30[10] (0:11.07)	0:23.23[12] (0:11.16)	0:12.07[12] (0:12.07)
Average Speed [km/h]	52.1	67.7	66.6	65.1	59.5
Top Speed [km/h]	68.3	69.1	67.4	65.8	63.6
Avg. Dist. to Rail [m]	11.3	6.5	3.9	6.5	10.1
Avg. Stride Freq. [Hz]	2.3	2.4	2.3	2.4	2.3
Avg. Stride Length [m]	6.1	7.9	7.9	7.6	7.3



- [] Ranking at each section and finish
- :-:- No data available at this section
- NA No data available

Horse/Jockey Name	ROSALIA/Andrew Stead
Finish Rank	12
Fastest Section Time (Section)	0:10.54 (L800)
Top Speed [km/h] (Section)	70.0 (Overall)
Race State	Finished



Morphettville Parks-Professional-2025-05-17

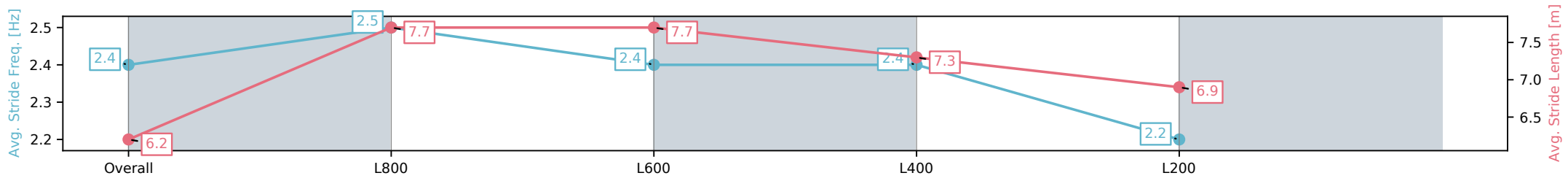
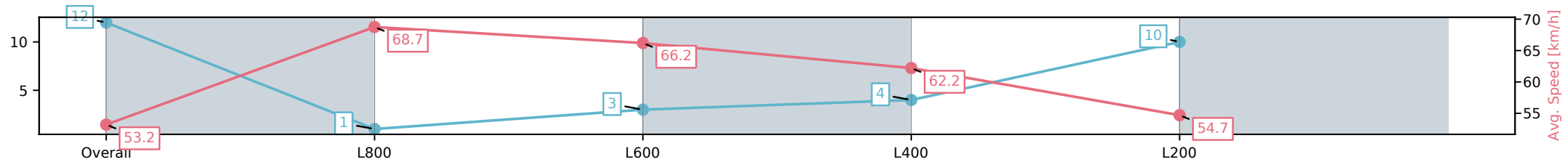
Race 8: Sportsbet Jockey Watch Handicap - 1000m

17 May 2025 - 3:53PM

Track Rating: Good 4, Weather: Overcast, Rail Position: +5m Entire; Sectional 606m



Section	Overall	L800	L600	L400	L200
Section Times	0:59.80[12] (0:13.54)	0:46.26[1] (0:10.54)	0:35.72[3] (0:11.01)	0:24.71[4] (0:11.61)	0:13.10[10] (0:13.10)
Average Speed [km/h]	53.2	68.7	66.2	62.2	54.7
Top Speed [km/h]	69.9	70.0	67.1	64.8	59.8
Avg. Dist. to Rail [m]	6.2	3.0	2.0	2.8	6.2
Avg. Stride Freq. [Hz]	2.4	2.5	2.4	2.4	2.2
Avg. Stride Length [m]	6.2	7.7	7.7	7.3	6.9



[] Ranking at each section and finish
 -:-:- No data available at this section
 NA No data available