



Morphettville Parks-Professional-2025-05-17
Race 7: Frank White's 80th Birthday Handicap - 1300m
17 May 2025 - 3:12PM



Track Rating: Good 4, Weather: Overcast, Rail Position: +5m Entire; Sectional 606m

Section
Field Times

Overall
1:18.14
(0:08.18)

L1200
1:09.96
(0:11.06)

L1000
0:58.91
(0:11.49)

L800
0:47.42
(0:11.95)

L600
0:35.47
(0:11.98)

L400
0:23.49
(0:11.66)

Position	#	Horse/Jockey	Barrier	Top Speed [km/h]	Fastest Section	First 400m	Overall	L1200	L1000	L800	L600	L400	Distance Travelled From Winner [m]
1	9	COLMAR	6	67.0	0:11.10	0:25.06	1:18.14	1:09.97 [1]	0:58.87 [2]	0:47.22 [2]	0:35.25 [2]	0:23.31 [2]	
		Connor Murtagh		1400-1200	1200-1000		(0:08.17)	(0:11.10)	(0:11.65)	(0:11.97)	(0:11.94)	(0:11.47)	
2	3	ROGUE ROCKER	4	64.6	0:11.36	0:25.45	1:18.54	1:10.19 [5]	0:58.83 [5]	0:47.18 [5]	0:35.20 [5]	0:23.50 [5]	+2
		Jacob Opperman		1400-1200	1200-1000		(0:08.35)	(0:11.36)	(0:11.65)	(0:11.98)	(0:11.70)	(0:11.68)	
3	7	VOLTAGE POINT	2	65.6	0:11.19	0:25.34	1:18.55	1:10.24 [4]	0:59.05 [4]	0:47.45 [4]	0:35.50 [3]	0:23.57 [4]	-2
		Felicity Atkinson		1400-1200	1200-1000		(0:08.31)	(0:11.19)	(0:11.60)	(0:11.95)	(0:11.93)	(0:11.67)	
4	6	I AM VELVET	1	64.8	0:11.41	0:26.34	1:18.74	1:09.61 [9]	0:58.08 [9]	0:46.67 [9]	0:34.96 [9]	0:23.25 [8]	+0
		Lachlan Neindorf		1200-1000	1000-800		(0:09.13)	(0:11.53)	(0:11.41)	(0:11.71)	(0:11.71)	(0:11.50)	
5	8	JILLADORA	5	66.3	0:11.20	0:25.59	1:18.80	1:10.01 [8]	0:58.81 [7]	0:47.31 [6]	0:35.39 [6]	0:23.56 [6]	-1
		Margaret Collett		1200-1000	1200-1000		(0:08.79)	(0:11.20)	(0:11.50)	(0:11.92)	(0:11.83)	(0:11.53)	
6	5	PRINZERRO	9	64.7	0:11.25	0:25.24	1:18.82	1:10.60 [2]	0:59.35 [3]	0:47.74 [3]	0:35.77 [3]	0:23.88 [3]	+3
		Taylor Johnstone		1400-1200	1200-1000		(0:08.22)	(0:11.25)	(0:11.61)	(0:11.97)	(0:11.89)	(0:11.57)	
7	10	TAPINFORPAR	3	64.4	0:11.51	0:25.72	1:18.90	1:10.43 [6]	0:58.92 [6]	0:47.31 [7]	0:35.40 [7]	0:23.65 [7]	+3
		Caitlin Jones		1200-1000	1200-1000		(0:08.47)	(0:11.51)	(0:11.61)	(0:11.91)	(0:11.75)	(0:11.59)	
8	11	TUPOLEU	7	67.6	0:11.00	0:24.86	1:19.17	1:10.94 [3]	0:59.94 [1]	0:48.45 [1]	0:36.50 [1]	0:24.52 [1]	-3
		Jake Toeroek		1400-1200	1200-1000		(0:08.23)	(0:11.00)	(0:11.49)	(0:11.95)	(0:11.98)	(0:11.85)	
9	13	SAN LUCIDO	8	64.0	0:11.59	0:26.02	1:19.55	1:10.98 [7]	0:59.39 [8]	0:47.71 [8]	0:35.83 [8]	0:24.03 [9]	+5
		Alan Lai		1200-1000	1200-1000		(0:08.56)	(0:11.59)	(0:11.68)	(0:11.88)	(0:11.80)	(0:11.67)	

Scratched: Exalted Fire (#1), Metro Legend (#2), Call Me Vexatious (#4), Eroica (#12)



Morphettville Parks-Professional-2025-05-17
Race 7: Frank White's 80th Birthday Handicap - 1300m
17 May 2025 - 3:12PM



Track Rating: Good 4, Weather: Overcast, Rail Position: +5m Entire; Sectional 606m

Section
Field Times

L200
0:11.83
(0:11.83)

Position	#	Horse/Jockey	Barrier	Top Speed [km/h]	Fastest Section	First 400m	Margin	Distance Travelled From Winner [m]						
1	9	COLMAR	6	67.0	0:11.10	0:25.06	0:11.84 [1]	1:18.14						
		Connor Murtagh		1400-1200	1200-1000		(0:11.84)							
2	3	ROGUE ROCKER	4	64.6	0:11.36	0:25.45	0:11.82 [5]	2.58L						+2
		Jacob Opperman		1400-1200	1200-1000		(0:11.82)							
3	7	VOLTAGE POINT	2	65.6	0:11.19	0:25.34	0:11.90 [4]	2.61L						-2
		Felicity Atkinson		1400-1200	1200-1000		(0:11.90)							
4	6	I AM VELVET	1	64.8	0:11.41	0:26.34	0:11.75 [8]	3.87L						+0
		Lachlan Neindorf		1200-1000	1000-800		(0:11.75)							
5	8	JILLADORA	5	66.3	0:11.20	0:25.59	0:12.03 [6]	4.2L						-1
		Margaret Collett		1200-1000	1200-1000		(0:12.03)							
6	5	PRINZERRO	9	64.7	0:11.25	0:25.24	0:12.30 [3]	4.36L						+3
		Taylor Johnstone		1400-1200	1200-1000		(0:12.30)							
7	10	TAPINFORPAR	3	64.4	0:11.51	0:25.72	0:12.06 [7]	4.88L						+3
		Caitlin Jones		1200-1000	1200-1000		(0:12.06)							
8	11	TUPOLEU	7	67.6	0:11.00	0:24.86	0:12.67 [2]	6.56L						-3
		Jake Toeroek		1400-1200	1200-1000		(0:12.67)							
9	13	SAN LUCIDO	8	64.0	0:11.59	0:26.02	0:12.36 [9]	9.01L						+5
		Alan Lai		1200-1000	1200-1000		(0:12.36)							

Scratched: Exalted Fire (#1), Metro Legend (#2), Call Me Vexatious (#4), Eroica (#12)

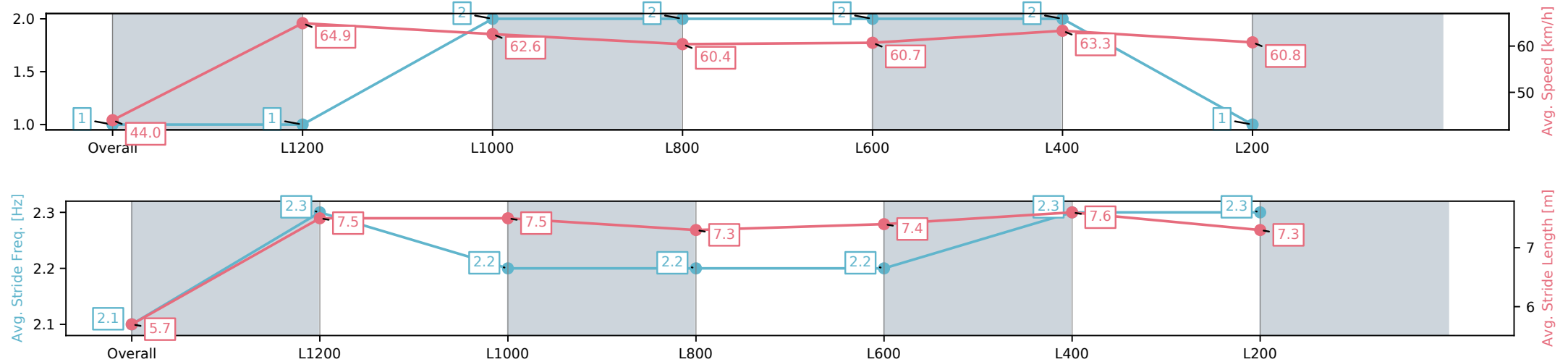
Horse/Jockey Name	COLMAR/Connor Murtagh
Finish Rank	1
Fastest Section Time (Section)	0:11.10 (L1200)
Top Speed [km/h] (Section)	67.0 (Overall)
Race State	Finished



Morphettville Parks-Professional-2025-05-17
Race 7: Frank White's 80th Birthday Handicap - 1300m
17 May 2025 - 3:12PM
Track Rating: Good 4, Weather: Overcast, Rail Position: +5m Entire;
Sectional 606m



Section	Overall	L1200	L1000	L800	L600	L400	L200
Section Times	1:18.14[1] (0:08.17)	1:09.97[1] (0:11.10)	0:58.87[2] (0:11.65)	0:47.22[2] (0:11.97)	0:35.25[2] (0:11.94)	0:23.31[2] (0:11.47)	0:11.84[1] (0:11.84)
Average Speed [km/h]	44.0	64.9	62.6	60.4	60.7	63.3	60.8
Top Speed [km/h]	62.3	67.0	63.8	61.5	62.3	64.0	63.9
Avg. Dist. to Rail [m]	4.8	1.4	2.1	1.9	1.8	3.1	4.2
Avg. Stride Freq. [Hz]	2.1	2.3	2.2	2.2	2.2	2.3	2.3
Avg. Stride Length [m]	5.7	7.5	7.5	7.3	7.4	7.6	7.3



[] Ranking at each section and finish
-:-:- No data available at this section
NA No data available

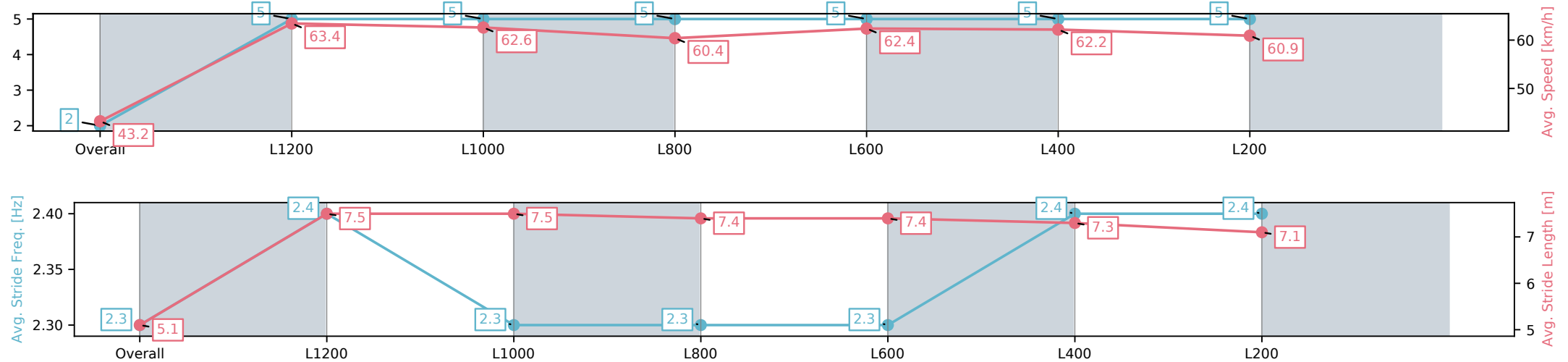
Horse/Jockey Name	ROGUE ROCKER/Jacob Opperman
Finish Rank	2
Fastest Section Time (Section)	0:11.36 (L1200)
Top Speed [km/h] (Section)	64.6 (Overall)
Race State	Finished



Morphettville Parks-Professional-2025-05-17
Race 7: Frank White's 80th Birthday Handicap - 1300m
17 May 2025 - 3:12PM
Track Rating: Good 4, Weather: Overcast, Rail Position: +5m Entire;
Sectional 606m



Section	Overall	L1200	L1000	L800	L600	L400	L200
Section Times	1:18.54[2] (0:08.35)	1:10.19[5] (0:11.36)	0:58.83[5] (0:11.65)	0:47.18[5] (0:11.98)	0:35.20[5] (0:11.70)	0:23.50[5] (0:11.68)	0:11.82[5] (0:11.82)
Average Speed [km/h]	43.2	63.4	62.6	60.4	62.4	62.2	60.9
Top Speed [km/h]	59.7	64.6	63.9	61.3	63.6	63.6	63.9
Avg. Dist. to Rail [m]	4.7	2.6	2.4	2.0	2.6	4.7	6.5
Avg. Stride Freq. [Hz]	2.3	2.4	2.3	2.3	2.3	2.4	2.4
Avg. Stride Length [m]	5.1	7.5	7.5	7.4	7.4	7.3	7.1



[] Ranking at each section and finish
-:-:- No data available at this section
NA No data available

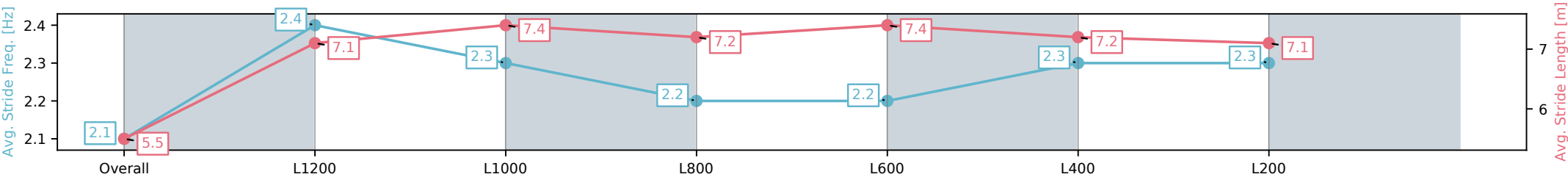
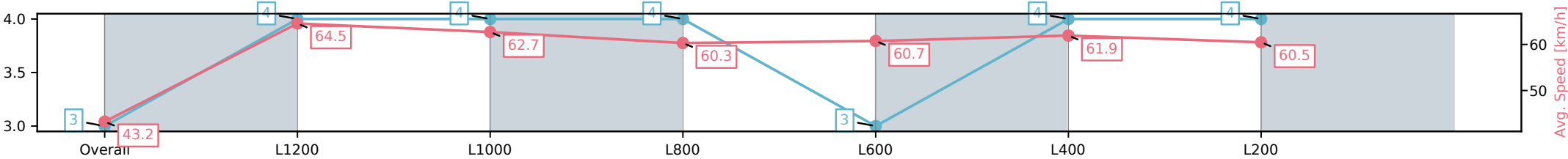
Horse/Jockey Name	VOLTAGE POINT/Felicity Atkinson
Finish Rank	3
Fastest Section Time (Section)	0:11.19 (L1200)
Top Speed [km/h] (Section)	65.6 (Overall)
Race State	Finished



Morphettville Parks-Professional-2025-05-17
Race 7: Frank White's 80th Birthday Handicap - 1300m
17 May 2025 - 3:12PM
Track Rating: Good 4, Weather: Overcast, Rail Position: +5m Entire;
Sectional 606m



Section	Overall	L1200	L1000	L800	L600	L400	L200
Section Times	1:18.55[3] (0:08.31)	1:10.24[4] (0:11.19)	0:59.05[4] (0:11.60)	0:47.45[4] (0:11.95)	0:35.50[3] (0:11.93)	0:23.57[4] (0:11.67)	0:11.90[4] (0:11.90)
Average Speed [km/h]	43.2	64.5	62.7	60.3	60.7	61.9	60.5
Top Speed [km/h]	60.0	65.6	63.9	61.4	62.2	62.9	63.7
Avg. Dist. to Rail [m]	3.1	1.8	1.9	1.2	1.1	1.8	3.2
Avg. Stride Freq. [Hz]	2.1	2.4	2.3	2.2	2.2	2.3	2.3
Avg. Stride Length [m]	5.5	7.1	7.4	7.2	7.4	7.2	7.1



[] Ranking at each section and finish
-:-:- No data available at this section
NA No data available

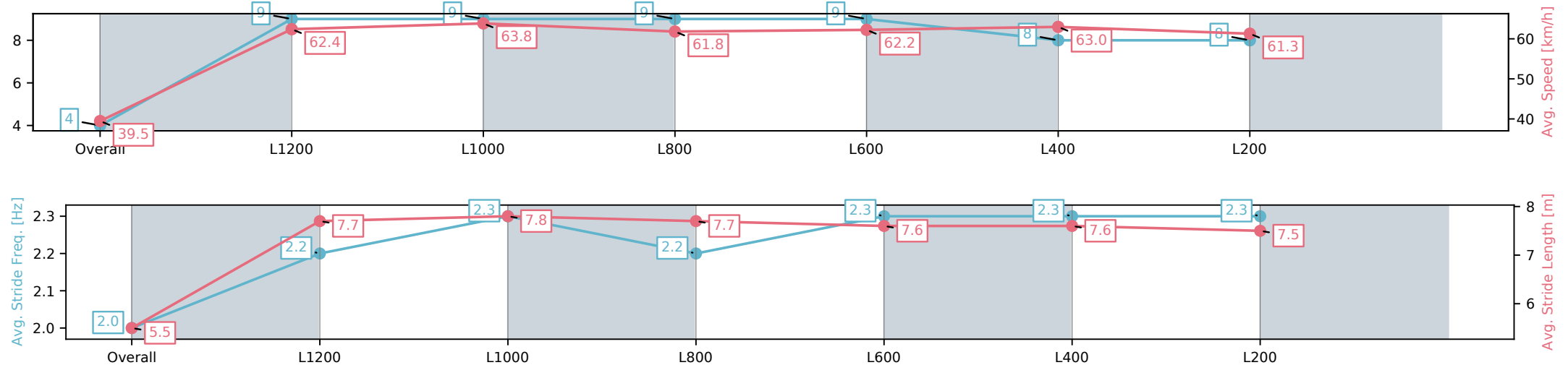
Horse/Jockey Name	I AM VELVET/Lachlan Neindorf
Finish Rank	4
Fastest Section Time (Section)	0:11.41 (L1000)
Top Speed [km/h] (Section)	64.8 (L1200)
Race State	Finished



Morphettville Parks-Professional-2025-05-17
Race 7: Frank White's 80th Birthday Handicap - 1300m
17 May 2025 - 3:12PM
Track Rating: Good 4, Weather: Overcast, Rail Position: +5m Entire;
Sectional 606m



Section	Overall	L1200	L1000	L800	L600	L400	L200
Section Times	1:18.74[4] (0:09.13)	1:09.61[9] (0:11.53)	0:58.08[9] (0:11.41)	0:46.67[9] (0:11.71)	0:34.96[9] (0:11.71)	0:23.25[8] (0:11.50)	0:11.75[8] (0:11.75)
Average Speed [km/h]	39.5	62.4	63.8	61.8	62.2	63.0	61.3
Top Speed [km/h]	58.0	64.2	64.8	63.8	63.5	63.6	63.0
Avg. Dist. to Rail [m]	2.8	2.0	2.2	2.0	2.3	3.0	5.1
Avg. Stride Freq. [Hz]	2.0	2.2	2.3	2.2	2.3	2.3	2.3
Avg. Stride Length [m]	5.5	7.7	7.8	7.7	7.6	7.6	7.5



[] Ranking at each section and finish
-:-:- No data available at this section
NA No data available

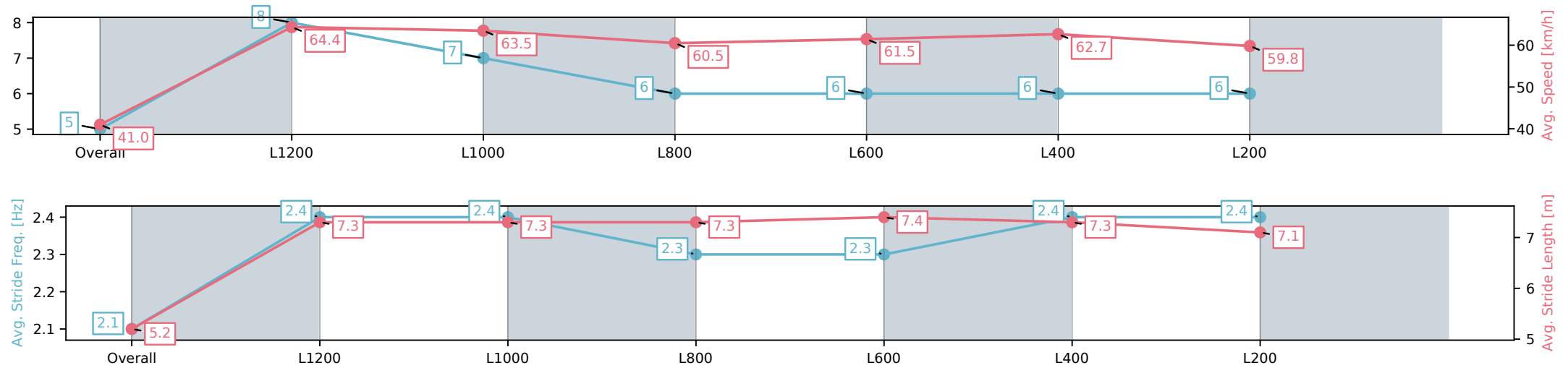
Horse/Jockey Name	JILLADORA/Margaret Collett
Finish Rank	5
Fastest Section Time (Section)	0:11.20 (L1200)
Top Speed [km/h] (Section)	66.3 (L1200)
Race State	Finished



Morphettville Parks-Professional-2025-05-17
Race 7: Frank White's 80th Birthday Handicap - 1300m
17 May 2025 - 3:12PM
Track Rating: Good 4, Weather: Overcast, Rail Position: +5m Entire;
Sectional 606m



Section	Overall	L1200	L1000	L800	L600	L400	L200
Section Times	1:18.80[5] (0:08.79)	1:10.01[8] (0:11.20)	0:58.81[7] (0:11.50)	0:47.31[6] (0:11.92)	0:35.39[6] (0:11.83)	0:23.56[6] (0:11.53)	0:12.03[6] (0:12.03)
Average Speed [km/h]	41.0	64.4	63.5	60.5	61.5	62.7	59.8
Top Speed [km/h]	59.0	65.6	66.3	61.7	63.0	64.0	62.5
Avg. Dist. to Rail [m]	5.2	1.9	2.3	1.6	1.6	2.3	3.8
Avg. Stride Freq. [Hz]	2.1	2.4	2.4	2.3	2.3	2.4	2.4
Avg. Stride Length [m]	5.2	7.3	7.3	7.3	7.4	7.3	7.1



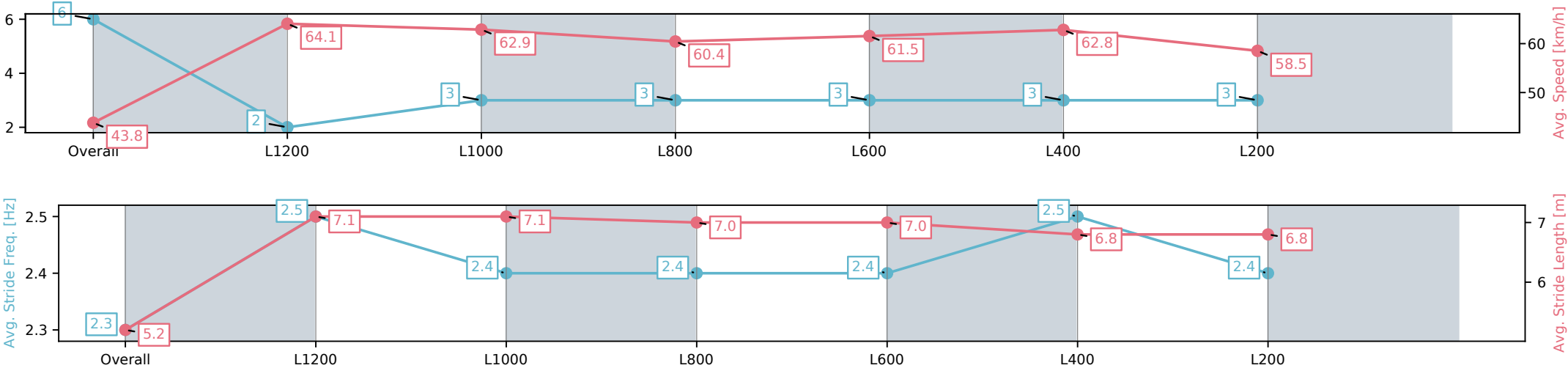
Horse/Jockey Name	PRINZERRO/Taylor Johnstone
Finish Rank	6
Fastest Section Time (Section)	0:11.25 (L1200)
Top Speed [km/h] (Section)	64.7 (Overall)
Race State	Finished



Morphettville Parks-Professional-2025-05-17
Race 7: Frank White's 80th Birthday Handicap - 1300m
17 May 2025 - 3:12PM
Track Rating: Good 4, Weather: Overcast, Rail Position: +5m Entire;
Sectional 606m



Section	Overall	L1200	L1000	L800	L600	L400	L200
Section Times	1:18.82[6] (0:08.22)	1:10.60[2] (0:11.25)	0:59.35[3] (0:11.61)	0:47.74[3] (0:11.97)	0:35.77[3] (0:11.89)	0:23.88[3] (0:11.57)	0:12.30[3] (0:12.30)
Average Speed [km/h]	43.8	64.1	62.9	60.4	61.5	62.8	58.5
Top Speed [km/h]	63.1	64.7	64.1	61.3	63.9	64.0	61.8
Avg. Dist. to Rail [m]	8.7	3.6	2.4	2.0	3.0	4.5	5.9
Avg. Stride Freq. [Hz]	2.3	2.5	2.4	2.4	2.4	2.5	2.4
Avg. Stride Length [m]	5.2	7.1	7.1	7.0	7.0	6.8	6.8



[] Ranking at each section and finish
-:-:- No data available at this section
NA No data available

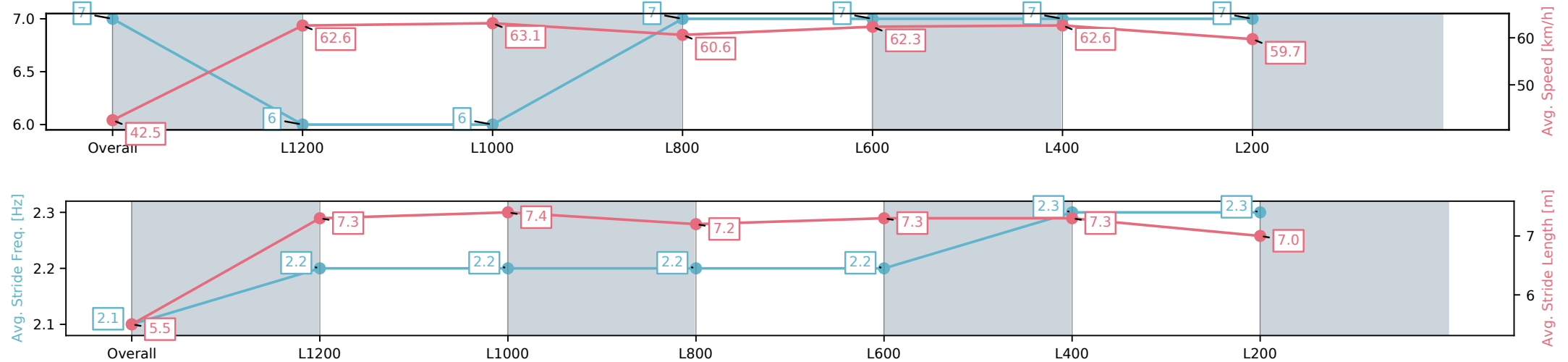
Horse/Jockey Name	TAPINFORPAR/Caitlin Jones
Finish Rank	7
Fastest Section Time (Section)	0:11.51 (L1200)
Top Speed [km/h] (Section)	64.4 (L1200)
Race State	Finished



Morphettville Parks-Professional-2025-05-17
Race 7: Frank White's 80th Birthday Handicap - 1300m
17 May 2025 - 3:12PM
Track Rating: Good 4, Weather: Overcast, Rail Position: +5m Entire;
Sectional 606m



Section	Overall	L1200	L1000	L800	L600	L400	L200
Section Times	1:18.90[7] (0:08.47)	1:10.43[6] (0:11.51)	0:58.92[6] (0:11.61)	0:47.31[7] (0:11.91)	0:35.40[7] (0:11.75)	0:23.65[7] (0:11.59)	0:12.06[7] (0:12.06)
Average Speed [km/h]	42.5	62.6	63.1	60.6	62.3	62.6	59.7
Top Speed [km/h]	59.3	63.9	64.4	61.5	63.3	63.3	63.0
Avg. Dist. to Rail [m]	4.3	3.0	2.9	2.0	2.8	6.0	8.4
Avg. Stride Freq. [Hz]	2.1	2.2	2.2	2.2	2.2	2.3	2.3
Avg. Stride Length [m]	5.5	7.3	7.4	7.2	7.3	7.3	7.0



[] Ranking at each section and finish
-:-:- No data available at this section
NA No data available

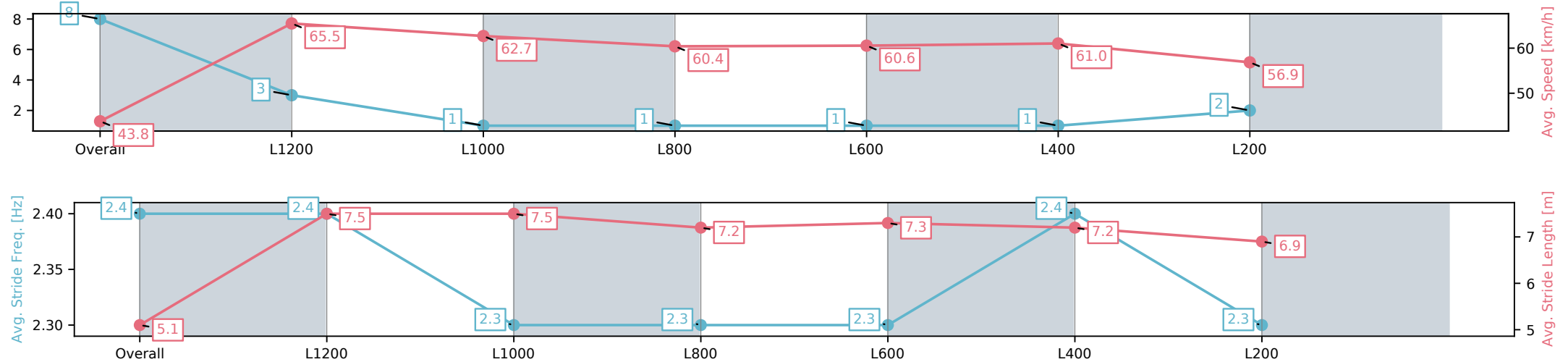
Horse/Jockey Name	TUPOLEU/Jake Toeroek
Finish Rank	8
Fastest Section Time (Section)	0:11.00 (L1200)
Top Speed [km/h] (Section)	67.6 (Overall)
Race State	Finished



Morphettville Parks-Professional-2025-05-17
Race 7: Frank White's 80th Birthday Handicap - 1300m
17 May 2025 - 3:12PM
Track Rating: Good 4, Weather: Overcast, Rail Position: +5m Entire;
Sectional 606m



Section	Overall	L1200	L1000	L800	L600	L400	L200
Section Times	1:19.17[8] (0:08.23)	1:10.94[3] (0:11.00)	0:59.94[1] (0:11.49)	0:48.45[1] (0:11.95)	0:36.50[1] (0:11.98)	0:24.52[1] (0:11.85)	0:12.67[2] (0:12.67)
Average Speed [km/h]	43.8	65.5	62.7	60.4	60.6	61.0	56.9
Top Speed [km/h]	63.6	67.6	65.6	61.1	61.9	62.2	60.3
Avg. Dist. to Rail [m]	4.9	0.9	0.3	0.9	1.5	1.8	1.9
Avg. Stride Freq. [Hz]	2.4	2.4	2.3	2.3	2.3	2.4	2.3
Avg. Stride Length [m]	5.1	7.5	7.5	7.2	7.3	7.2	6.9



[] Ranking at each section and finish
-:-:- No data available at this section
NA No data available

Horse/Jockey Name	SAN LUCIDO/Alan Lai
Finish Rank	9
Fastest Section Time (Section)	0:11.59 (L1200)
Top Speed [km/h] (Section)	64.0 (L1200)
Race State	Finished



Morphettville Parks-Professional-2025-05-17

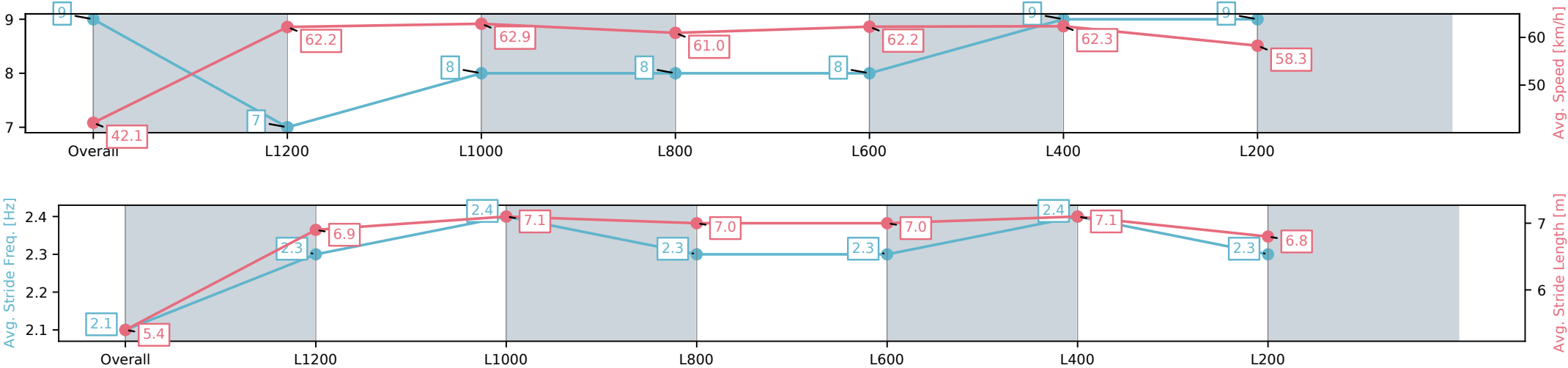
Race 7: Frank White's 80th Birthday Handicap - 1300m

17 May 2025 - 3:12PM

Track Rating: Good 4, Weather: Overcast, Rail Position: +5m Entire; Sectional 606m



Section	Overall	L1200	L1000	L800	L600	L400	L200
Section Times	1:19.55[9] (0:08.56)	1:10.98[7] (0:11.59)	0:59.39[8] (0:11.68)	0:47.71[8] (0:11.88)	0:35.83[8] (0:11.80)	0:24.03[9] (0:11.67)	0:12.36[9] (0:12.36)
Average Speed [km/h]	42.1	62.2	62.9	61.0	62.2	62.3	58.3
Top Speed [km/h]	57.7	63.8	64.0	62.0	63.3	63.8	62.8
Avg. Dist. to Rail [m]	8.1	3.3	3.4	2.8	3.6	6.5	10.3
Avg. Stride Freq. [Hz]	2.1	2.3	2.4	2.3	2.3	2.4	2.3
Avg. Stride Length [m]	5.4	6.9	7.1	7.0	7.0	7.1	6.8



[] Ranking at each section and finish
-:-:- No data available at this section
NA No data available