



Morphettville Parks-Professional-2025-05-17
Race 6: Murray & Barb Stewart Anniversary Handicap - 1250m
17 May 2025 - 2:33PM

Track Rating: Good 4, Weather: Overcast, Rail Position: +5m Entire; Sectional 606m



Section Field Times							Overall	L1000	L800	L600	L400	L200		
							1:15.16 (0:16.53)	0:58.63 (0:11.84)	0:46.80 (0:11.49)	0:35.30 (0:11.62)	0:23.69 (0:11.54)	0:12.15 (0:12.15)		
Position	#	Horse/Jockey	Barrier	Top Speed [km/h]	Fastest Section	First 400m							Margin	Distance Travelled From Winner [m]
1	2	MERCHANT BOSS	7	65.2	0:11.36	0:25.86	1:15.16	0:58.13 [5]	0:46.39 [4]	0:34.89 [4]	0:23.47 [3]	0:12.11 [2]	1:15.16	
		Ben Price		1000-800	400-200		(0:17.03)	(0:11.74)	(0:11.50)	(0:11.42)	(0:11.36)	(0:12.11)		
2	9	BIG BRUTE	1	64.6	0:11.43	0:25.56	1:15.24	0:58.59 [2]	0:46.82 [2]	0:35.39 [1]	0:23.77 [1]	0:12.23 [1]	0.51L	-1
		Felicity Atkinson		1200-1000	800-600		(0:16.65)	(0:11.77)	(0:11.43)	(0:11.62)	(0:11.54)	(0:12.23)		
3	3	PROVEN CORRECT	3	65.2	0:11.48	0:25.54	1:15.40	0:58.88 [1]	0:47.04 [1]	0:35.35 [2]	0:23.83 [2]	0:12.35 [3]	1.5L	+1
		Taylor Johnstone		1400-1200	400-200		(0:16.52)	(0:11.84)	(0:11.69)	(0:11.52)	(0:11.48)	(0:12.35)		
4	4	RICHE D'AMOUR	6	64.8	0:11.30	0:26.14	1:15.59	0:58.31 [8]	0:46.49 [9]	0:34.86 [8]	0:23.36 [9]	0:12.06 [7]	2.66L	+4
		Jacob Opperman		800-600	400-200		(0:17.28)	(0:11.82)	(0:11.63)	(0:11.50)	(0:11.30)	(0:12.06)		
5	13	NEVER SURRENDER	12	66.0	0:11.26	0:26.27	1:15.61	0:58.17 [10]	0:46.36 [10]	0:34.74 [11]	0:23.48 [7]	0:12.10 [5]	2.81L	+10
		Jason Holder		1000-800	600-400		(0:17.44)	(0:11.81)	(0:11.62)	(0:11.26)	(0:11.38)	(0:12.10)		
6	5	ZESTIMAN	4	65.5	0:11.41	0:25.69	1:15.72	0:59.04 [3]	0:47.15 [3]	0:35.51 [3]	0:24.02 [4]	0:12.61 [4]	3.53L	+3
		Jessica Tzaferis		800-600	400-200		(0:16.68)	(0:11.89)	(0:11.64)	(0:11.49)	(0:11.41)	(0:12.61)		
7	6	CLASSY KENNY	9	66.1	0:11.39	0:26.33	1:15.75	0:58.24 [11]	0:46.49 [11]	0:34.91 [10]	0:23.43 [10]	0:12.04 [9]	3.68L	+7
		Sairyn Fawke		800-600	400-200		(0:17.51)	(0:11.75)	(0:11.57)	(0:11.48)	(0:11.39)	(0:12.04)		
8	10	KING MOYA	5	64.8	0:11.51	0:25.91	1:15.80	0:58.94 [4]	0:46.99 [5]	0:35.36 [5]	0:23.85 [5]	0:12.29 [5]	3.97L	+4
		Alan Lai		1400-1200	600-400		(0:16.86)	(0:11.95)	(0:11.63)	(0:11.51)	(0:11.56)	(0:12.28)		
9	12	MYSTICAL WISDOM	8	64.5	0:11.41	0:26.45	1:15.86	0:58.19 [12]	0:46.44 [12]	0:34.94 [12]	0:23.48 [11]	0:12.07 [10]	4.37L	-1
		Jake Toeroek		800-600	400-200		(0:17.67)	(0:11.75)	(0:11.50)	(0:11.46)	(0:11.41)	(0:12.07)		
10	1	CRUZ MISSILE	10	64.3	0:11.62	0:26.07	1:16.12	0:58.88 [7]	0:47.03 [8]	0:35.37 [9]	0:23.71 [12]	0:12.09 [12]	5.98L	+6
		Emily Pozman		1400-1200	400-200		(0:17.24)	(0:11.85)	(0:11.66)	(0:11.66)	(0:11.62)	(0:12.09)		

Scratched: High On Sugar (#8), Flyin' For Us (#14)

Report Created: Sat 17 May 2025 15:15:58 GMT+10 (Note: Timing is based on positional data)

Page 1/14

[] Position in running at each section and finish
-:-:- No data available at this section
NA No data available
■ Background shading for fastest section

Saddle cloth number
DNF Did not finish
DNT Did not track



Morphettville Parks-Professional-2025-05-17

Race 6: Murray & Barb Stewart Anniversary Handicap - 1250m

17 May 2025 - 2:33PM

Track Rating: Good 4, Weather: Overcast, Rail Position: +5m Entire; Sectional 606m



Section Field Times							Overall	L1000	L800	L600	L400	L200	Margin	Distance Travelled From Winner [m]
							1:15.16 (0:16.53)	0:58.63 (0:11.84)	0:46.80 (0:11.49)	0:35.30 (0:11.62)	0:23.69 (0:11.54)	0:12.15 (0:12.15)		
Position	#	Horse/Jockey	Barrier	Top Speed [km/h]	Fastest Section	First 400m								
11	7	EXONUMIA	11	64.4	0:11.56	0:26.08	1:16.13	0:58.99 [6]	0:47.13 [6]	0:35.56 [6]	0:23.94 [8]	0:12.24 [11]	6.07L	+8
		Justin Potter		1400-1200	800-600		(0:17.14)	(0:11.86)	(0:11.56)	(0:11.62)	(0:11.70)	(0:12.24)		
12	11	BRANDNU DEAL	2	64.1	0:11.48	0:26.10	1:16.26	0:58.98 [8]	0:47.20 [7]	0:35.65 [7]	0:24.17 [6]	0:12.59 [8]	6.89L	-2
		Connor Murtagh		1400-1200	600-400		(0:17.28)	(0:11.78)	(0:11.55)	(0:11.48)	(0:11.57)	(0:12.59)		

Scratched: High On Sugar (#8), Flyin' For Us (#14)

- []

Position in running at each section and finish
- :--:-

No data available at this section
- NA

No data available
- Background shading for fastest section
- #

Saddle cloth number
- DNF

Did not finish
- DNT

Did not track

Horse/Jockey Name	MERCHANT BOSS/Ben Price
Finish Rank	1
Fastest Section Time (Section)	0:11.36 (L200)
Top Speed [km/h] (Section)	65.2 (L800)
Race State	Finished



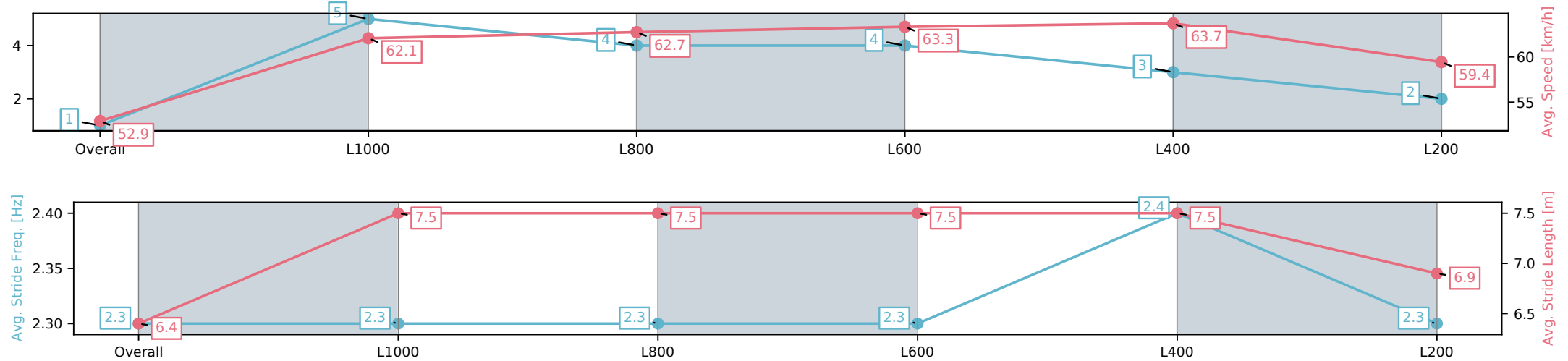
Morphettville Parks-Professional-2025-05-17
Race 6: Murray & Barb Stewart Anniversary Handicap - 1250m

17 May 2025 - 2:33PM

Track Rating: Good 4, Weather: Overcast, Rail Position: +5m Entire; Sectional 606m



Section	Overall	L1000	L800	L600	L400	L200
Section Times	1:15.16[1] (0:17.03)	0:58.13[5] (0:11.74)	0:46.39[4] (0:11.50)	0:34.89[4] (0:11.42)	0:23.47[3] (0:11.36)	0:12.11[2] (0:12.11)
Average Speed [km/h]	52.9	62.1	62.7	63.3	63.7	59.4
Top Speed [km/h]	64.1	63.4	63.1	65.2	64.4	63.3
Avg. Dist. to Rail [m]	5.4	2.0	1.0	1.1	2.2	2.7
Avg. Stride Freq. [Hz]	2.3	2.3	2.3	2.3	2.4	2.3
Avg. Stride Length [m]	6.4	7.5	7.5	7.5	7.5	6.9



[] Ranking at each section and finish
-:-:- No data available at this section
NA No data available

Horse/Jockey Name	BIG BRUTE/Felicity Atkinson
Finish Rank	2
Fastest Section Time (Section)	0:11.43 (L600)
Top Speed [km/h] (Section)	64.6 (L1000)
Race State	Finished



Morphettville Parks-Professional-2025-05-17

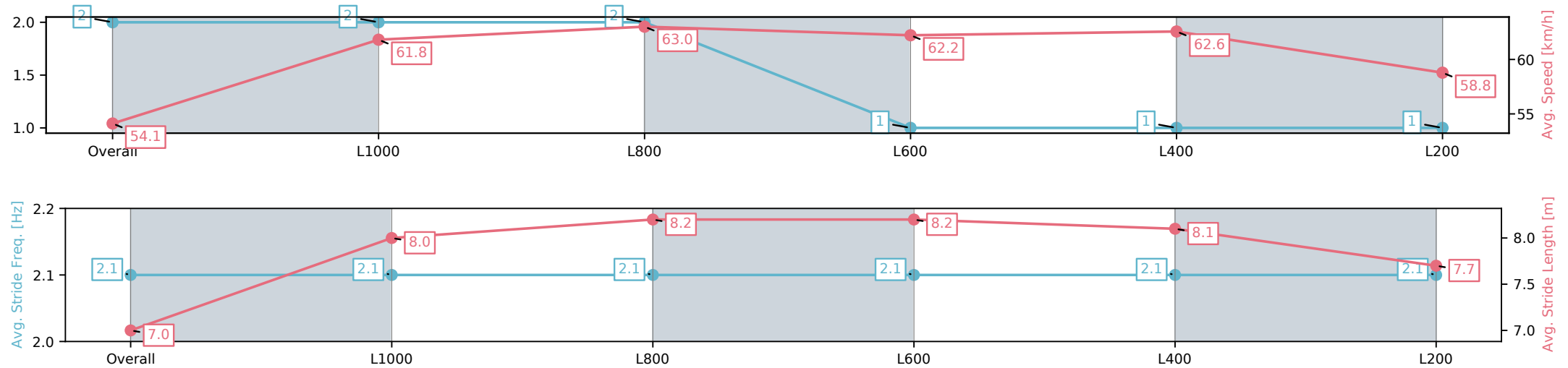
Race 6: Murray & Barb Stewart Anniversary Handicap - 1250m

17 May 2025 - 2:33PM

Track Rating: Good 4, Weather: Overcast, Rail Position: +5m Entire; Sectional 606m



Section	Overall	L1000	L800	L600	L400	L200
Section Times	1:15.24[2] (0:16.65)	0:58.59[2] (0:11.77)	0:46.82[2] (0:11.43)	0:35.39[1] (0:11.62)	0:23.77[1] (0:11.54)	0:12.23[1] (0:12.23)
Average Speed [km/h]	54.1	61.8	63.0	62.2	62.6	58.8
Top Speed [km/h]	64.5	62.9	64.6	63.3	63.2	62.2
Avg. Dist. to Rail [m]	1.8	1.9	0.5	0.8	1.0	0.5
Avg. Stride Freq. [Hz]	2.1	2.1	2.1	2.1	2.1	2.1
Avg. Stride Length [m]	7.0	8.0	8.2	8.2	8.1	7.7



[] Ranking at each section and finish
-:-:- No data available at this section
NA No data available

Horse/Jockey Name	PROVEN CORRECT/Taylor Johnstone
Finish Rank	3
Fastest Section Time (Section)	0:11.48 (L200)
Top Speed [km/h] (Section)	65.2 (Overall)
Race State	Finished



Morphettville Parks-Professional-2025-05-17

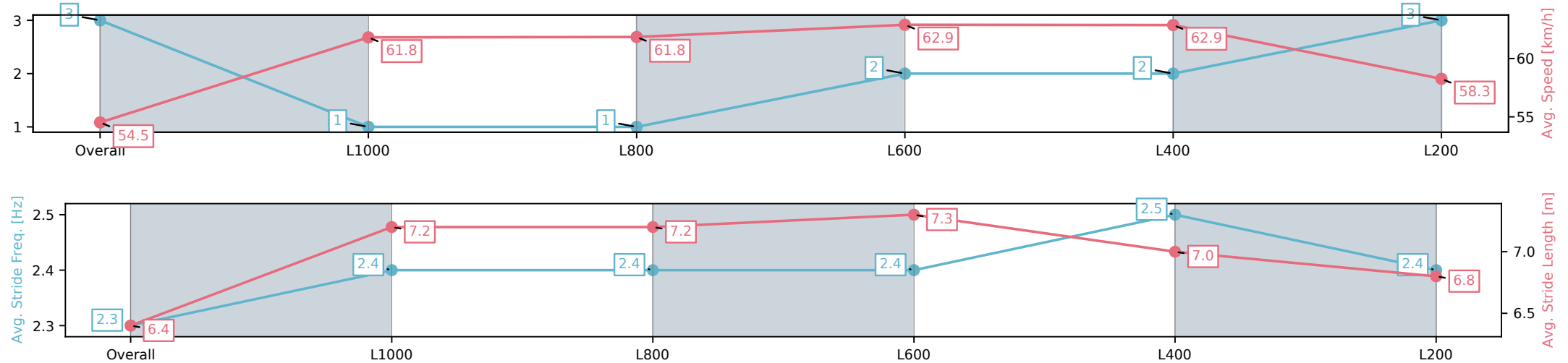
Race 6: Murray & Barb Stewart Anniversary Handicap - 1250m

17 May 2025 - 2:33PM

Track Rating: Good 4, Weather: Overcast, Rail Position: +5m Entire; Sectional 606m



Section	Overall	L1000	L800	L600	L400	L200
Section Times	1:15.40[3] (0:16.52)	0:58.88[1] (0:11.84)	0:47.04[1] (0:11.69)	0:35.35[2] (0:11.52)	0:23.83[2] (0:11.48)	0:12.35[3] (0:12.35)
Average Speed [km/h]	54.5	61.8	61.8	62.9	62.9	58.3
Top Speed [km/h]	65.2	63.2	63.4	64.6	63.8	62.8
Avg. Dist. to Rail [m]	3.8	2.9	2.2	0.9	1.9	3.9
Avg. Stride Freq. [Hz]	2.3	2.4	2.4	2.4	2.5	2.4
Avg. Stride Length [m]	6.4	7.2	7.2	7.3	7.0	6.8



[] Ranking at each section and finish
-:-:- No data available at this section
NA No data available

Horse/Jockey Name	RICHE D'AMOUR/Jacob Opperman
Finish Rank	4
Fastest Section Time (Section)	0:11.30 (L200)
Top Speed [km/h] (Section)	64.8 (L600)
Race State	Finished



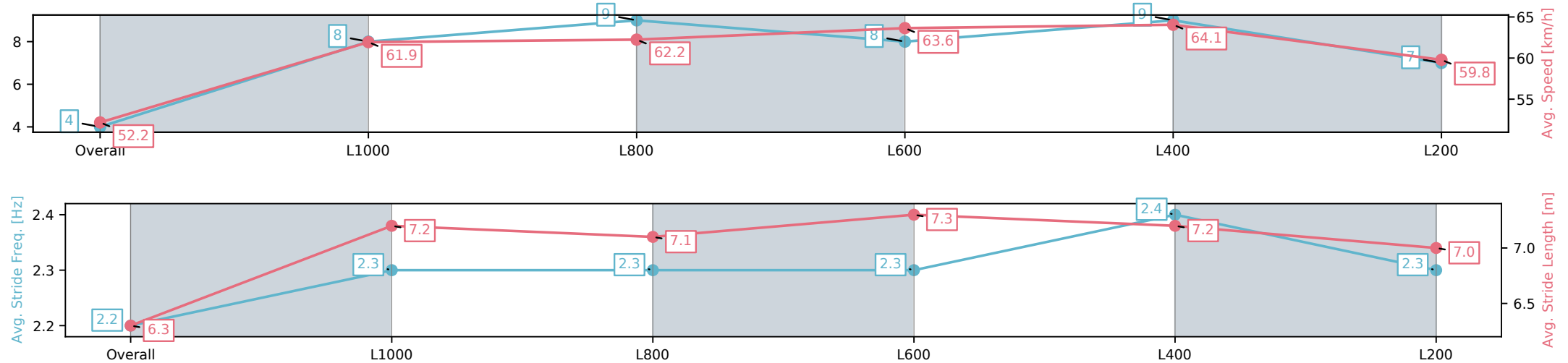
Morphettville Parks-Professional-2025-05-17
Race 6: Murray & Barb Stewart Anniversary Handicap - 1250m

17 May 2025 - 2:33PM



Track Rating: Good 4, Weather: Overcast, Rail Position: +5m Entire; Sectional 606m

Section	Overall	L1000	L800	L600	L400	L200
Section Times	1:15.59[4] (0:17.28)	0:58.31[8] (0:11.82)	0:46.49[9] (0:11.63)	0:34.86[8] (0:11.50)	0:23.36[9] (0:11.30)	0:12.06[7] (0:12.06)
Average Speed [km/h]	52.2	61.9	62.2	63.6	64.1	59.8
Top Speed [km/h]	64.7	63.3	63.5	64.4	64.8	63.3
Avg. Dist. to Rail [m]	4.6	3.1	2.2	2.8	4.0	4.8
Avg. Stride Freq. [Hz]	2.2	2.3	2.3	2.3	2.4	2.3
Avg. Stride Length [m]	6.3	7.2	7.1	7.3	7.2	7.0



[] Ranking at each section and finish
-:-:- No data available at this section
NA No data available

Horse/Jockey Name	NEVER SURRENDER/Jason Holder
Finish Rank	5
Fastest Section Time (Section)	0:11.26 (L400)
Top Speed [km/h] (Section)	66.0 (L800)
Race State	Finished



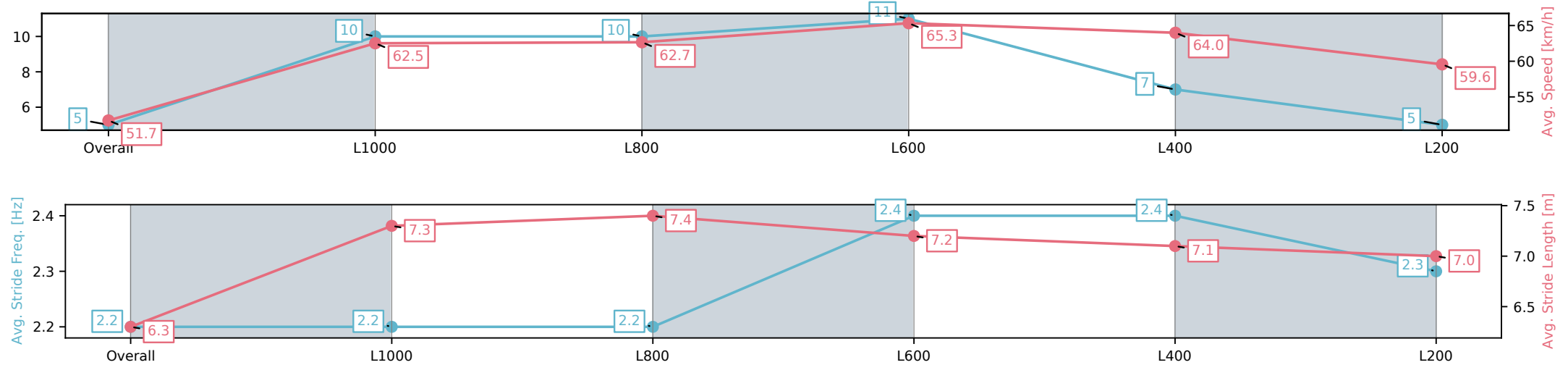
Morphettville Parks-Professional-2025-05-17
Race 6: Murray & Barb Stewart Anniversary Handicap -
1250m

17 May 2025 - 2:33PM



Track Rating: Good 4, Weather: Overcast, Rail Position: +5m Entire;
Sectional 606m

Section	Overall	L1000	L800	L600	L400	L200
Section Times	1:15.61[5] (0:17.44)	0:58.17[10] (0:11.81)	0:46.36[10] (0:11.62)	0:34.74[11] (0:11.26)	0:23.48[7] (0:11.38)	0:12.10[5] (0:12.10)
Average Speed [km/h]	51.7	62.5	62.7	65.3	64.0	59.6
Top Speed [km/h]	63.6	64.5	64.3	66.0	65.5	62.9
Avg. Dist. to Rail [m]	9.0	4.5	4.3	4.4	6.2	7.7
Avg. Stride Freq. [Hz]	2.2	2.2	2.2	2.4	2.4	2.3
Avg. Stride Length [m]	6.3	7.3	7.4	7.2	7.1	7.0



[] Ranking at each section and finish
-:-:- No data available at this section
NA No data available

Horse/Jockey Name	ZESTIMAN/Jessica Tzaferis
Finish Rank	6
Fastest Section Time (Section)	0:11.41 (L200)
Top Speed [km/h] (Section)	65.5 (L600)
Race State	Finished



Morphettville Parks-Professional-2025-05-17

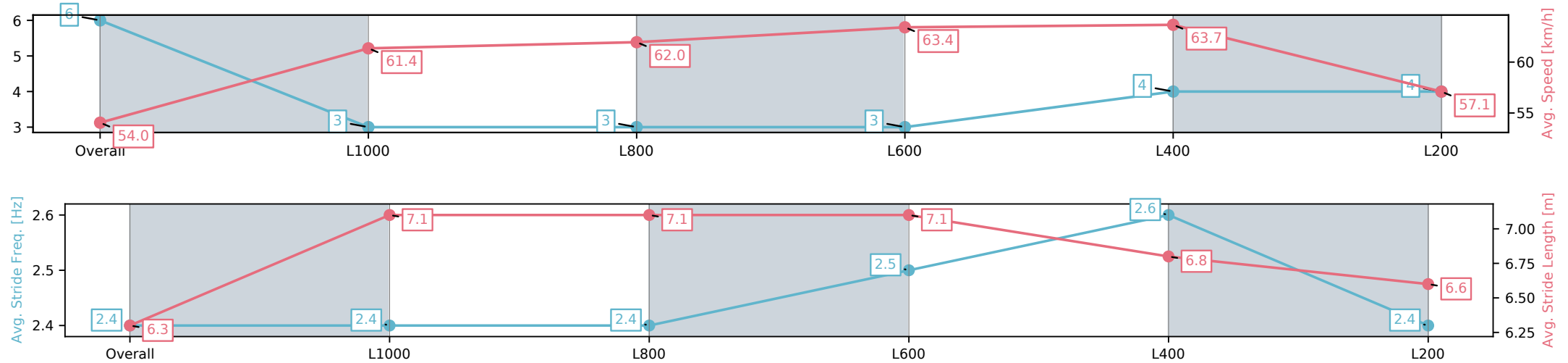
Race 6: Murray & Barb Stewart Anniversary Handicap - 1250m

17 May 2025 - 2:33PM

Track Rating: Good 4, Weather: Overcast, Rail Position: +5m Entire; Sectional 606m



Section	Overall	L1000	L800	L600	L400	L200
Section Times	1:15.72[6] (0:16.68)	0:59.04[3] (0:11.89)	0:47.15[3] (0:11.64)	0:35.51[3] (0:11.49)	0:24.02[4] (0:11.41)	0:12.61[4] (0:12.61)
Average Speed [km/h]	54.0	61.4	62.0	63.4	63.7	57.1
Top Speed [km/h]	64.0	63.3	62.7	64.2	65.5	61.6
Avg. Dist. to Rail [m]	4.0	2.7	0.9	2.3	4.7	5.5
Avg. Stride Freq. [Hz]	2.4	2.4	2.4	2.5	2.6	2.4
Avg. Stride Length [m]	6.3	7.1	7.1	7.1	6.8	6.6



[] Ranking at each section and finish
-:-:- No data available at this section
NA No data available

Horse/Jockey Name	CLASSY KENNY/Sairyn Fawke
Finish Rank	7
Fastest Section Time (Section)	0:11.39 (L200)
Top Speed [km/h] (Section)	66.1 (L600)
Race State	Finished



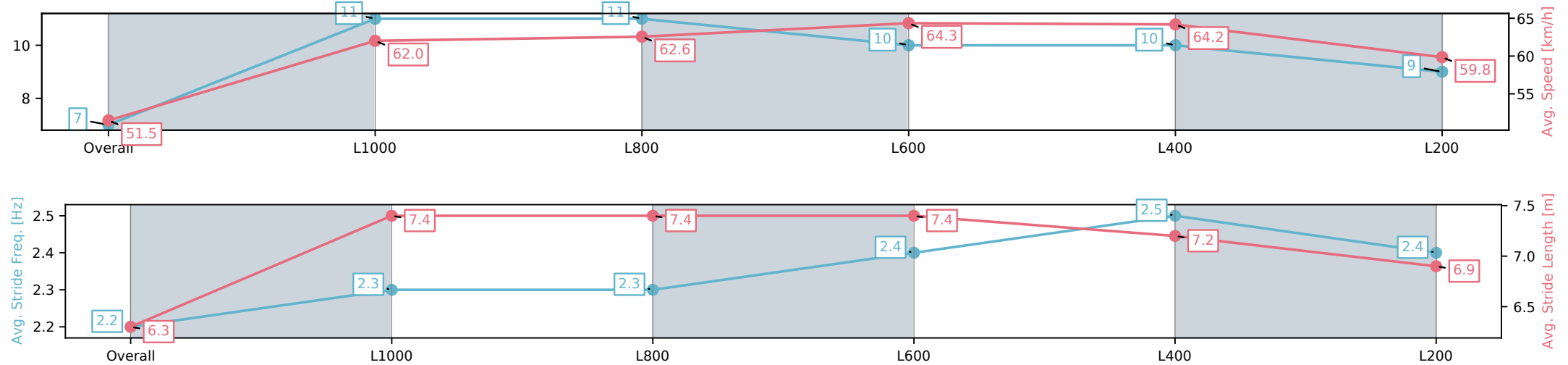
Morphettville Parks-Professional-2025-05-17
Race 6: Murray & Barb Stewart Anniversary Handicap -
1250m

17 May 2025 - 2:33PM



Track Rating: Good 4, Weather: Overcast, Rail Position: +5m Entire;
Sectional 606m

Section	Overall	L1000	L800	L600	L400	L200
Section Times	1:15.75[7] (0:17.51)	0:58.24[11] (0:11.75)	0:46.49[11] (0:11.57)	0:34.91[10] (0:11.48)	0:23.43[10] (0:11.39)	0:12.04[9] (0:12.04)
Average Speed [km/h]	51.5	62.0	62.6	64.3	64.2	59.8
Top Speed [km/h]	61.9	64.0	63.4	65.3	66.1	63.7
Avg. Dist. to Rail [m]	5.7	2.3	2.0	4.7	7.9	9.6
Avg. Stride Freq. [Hz]	2.2	2.3	2.3	2.4	2.5	2.4
Avg. Stride Length [m]	6.3	7.4	7.4	7.4	7.2	6.9



[] Ranking at each section and finish
-:-:- No data available at this section
NA No data available

Horse/Jockey Name	KING MOYA/Alan Lai
Finish Rank	8
Fastest Section Time (Section)	0:11.51 (L400)
Top Speed [km/h] (Section)	64.8 (Overall)
Race State	Finished



Morphettville Parks-Professional-2025-05-17

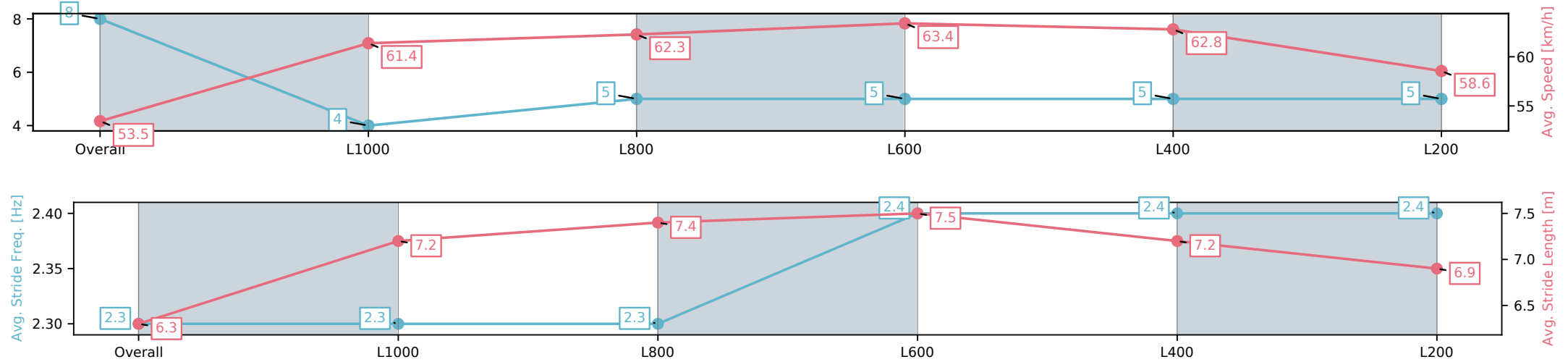
Race 6: Murray & Barb Stewart Anniversary Handicap - 1250m

17 May 2025 - 2:33PM



Track Rating: Good 4, Weather: Overcast, Rail Position: +5m Entire; Sectional 606m

Section	Overall	L1000	L800	L600	L400	L200
Section Times	1:15.80[8] (0:16.86)	0:58.94[4] (0:11.95)	0:46.99[5] (0:11.63)	0:35.36[5] (0:11.51)	0:23.85[5] (0:11.56)	0:12.29[5] (0:12.28)
Average Speed [km/h]	53.5	61.4	62.3	63.4	62.8	58.6
Top Speed [km/h]	64.8	64.1	62.9	64.6	63.5	63.4
Avg. Dist. to Rail [m]	5.0	3.5	2.5	2.5	5.5	7.1
Avg. Stride Freq. [Hz]	2.3	2.3	2.3	2.4	2.4	2.4
Avg. Stride Length [m]	6.3	7.2	7.4	7.5	7.2	6.9



[] Ranking at each section and finish
-:-:- No data available at this section
NA No data available

Horse/Jockey Name	MYSTICAL WISDOM/Jake Toeroek
Finish Rank	9
Fastest Section Time (Section)	0:11.41 (L200)
Top Speed [km/h] (Section)	64.5 (L600)
Race State	Finished



Morphettville Parks-Professional-2025-05-17

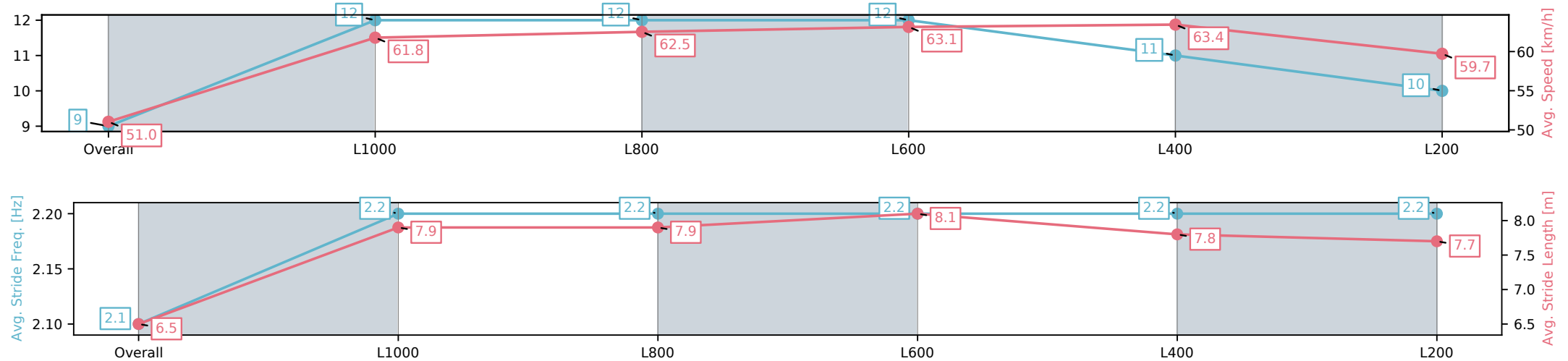
Race 6: Murray & Barb Stewart Anniversary Handicap - 1250m

17 May 2025 - 2:33PM



Track Rating: Good 4, Weather: Overcast, Rail Position: +5m Entire; Sectional 606m

Section	Overall	L1000	L800	L600	L400	L200
Section Times	1:15.86[9] (0:17.67)	0:58.19[12] (0:11.75)	0:46.44[12] (0:11.50)	0:34.94[12] (0:11.46)	0:23.48[11] (0:11.41)	0:12.07[10] (0:12.07)
Average Speed [km/h]	51.0	61.8	62.5	63.1	63.4	59.7
Top Speed [km/h]	62.8	64.0	63.6	63.5	64.5	62.4
Avg. Dist. to Rail [m]	5.2	1.5	0.4	1.1	4.2	5.6
Avg. Stride Freq. [Hz]	2.1	2.2	2.2	2.2	2.2	2.2
Avg. Stride Length [m]	6.5	7.9	7.9	8.1	7.8	7.7



[] Ranking at each section and finish
-:-:- No data available at this section
NA No data available

Horse/Jockey Name	CRUZ MISSILE/Emily Pozman
Finish Rank	10
Fastest Section Time (Section)	0:11.62 (L200)
Top Speed [km/h] (Section)	64.3 (Overall)
Race State	Finished



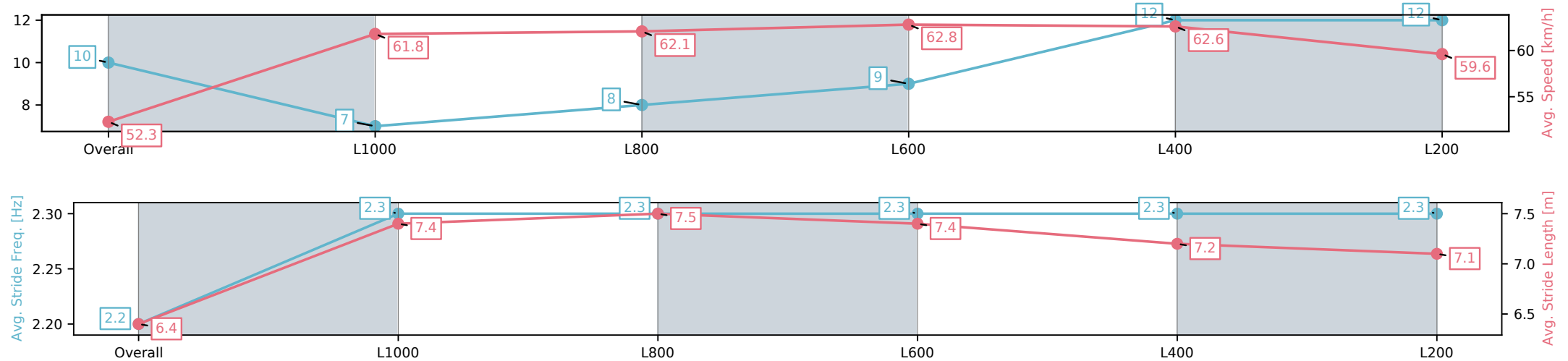
Morphettville Parks-Professional-2025-05-17
Race 6: Murray & Barb Stewart Anniversary Handicap - 1250m

17 May 2025 - 2:33PM



Track Rating: Good 4, Weather: Overcast, Rail Position: +5m Entire; Sectional 606m

Section	Overall	L1000	L800	L600	L400	L200
Section Times	1:16.12[10] (0:17.24)	0:58.88[7] (0:11.85)	0:47.03[8] (0:11.66)	0:35.37[9] (0:11.66)	0:23.71[12] (0:11.62)	0:12.09[12] (0:12.09)
Average Speed [km/h]	52.3	61.8	62.1	62.8	62.6	59.6
Top Speed [km/h]	64.3	64.3	63.5	63.8	63.8	61.7
Avg. Dist. to Rail [m]	6.8	3.0	2.0	3.3	6.0	8.3
Avg. Stride Freq. [Hz]	2.2	2.3	2.3	2.3	2.3	2.3
Avg. Stride Length [m]	6.4	7.4	7.5	7.4	7.2	7.1



[] Ranking at each section and finish
-:-:- No data available at this section
NA No data available

Horse/Jockey Name	EXONUMIA/Justin Potter
Finish Rank	11
Fastest Section Time (Section)	0:11.56 (L600)
Top Speed [km/h] (Section)	64.4 (Overall)
Race State	Finished



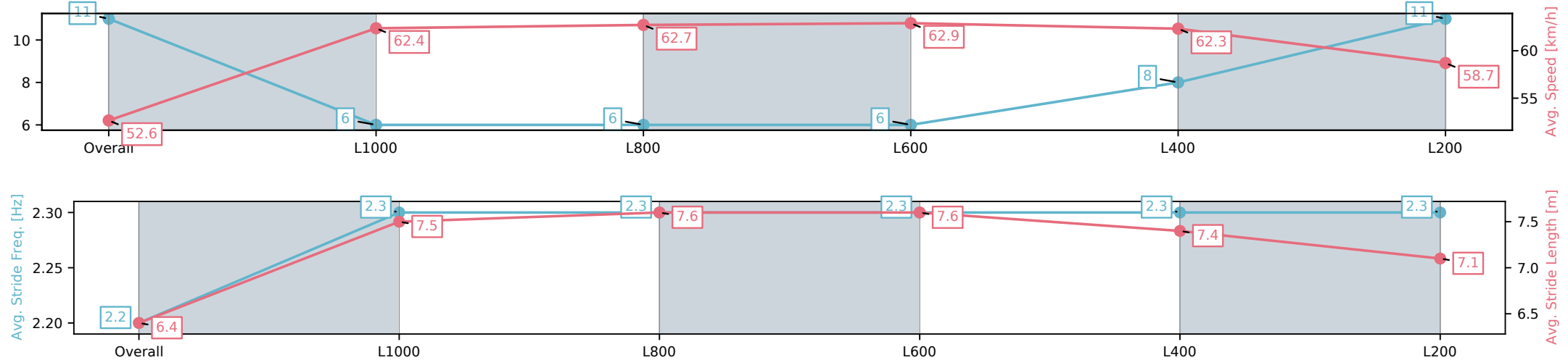
Morphettville Parks-Professional-2025-05-17
Race 6: Murray & Barb Stewart Anniversary Handicap - 1250m

17 May 2025 - 2:33PM



Track Rating: Good 4, Weather: Overcast, Rail Position: +5m Entire; Sectional 606m

Section	Overall	L1000	L800	L600	L400	L200
Section Times	1:16.13[11] (0:17.14)	0:58.99[6] (0:11.86)	0:47.13[6] (0:11.56)	0:35.56[6] (0:11.62)	0:23.94[8] (0:11.70)	0:12.24[11] (0:12.24)
Average Speed [km/h]	52.6	62.4	62.7	62.9	62.3	58.7
Top Speed [km/h]	64.4	64.2	63.2	63.9	63.3	62.8
Avg. Dist. to Rail [m]	8.2	5.3	3.5	3.1	6.3	6.4
Avg. Stride Freq. [Hz]	2.2	2.3	2.3	2.3	2.3	2.3
Avg. Stride Length [m]	6.4	7.5	7.6	7.6	7.4	7.1



[] Ranking at each section and finish
-:-:- No data available at this section
NA No data available

Horse/Jockey Name	BRANDNU DEAL/Connor Murtagh
Finish Rank	12
Fastest Section Time (Section)	0:11.48 (L400)
Top Speed [km/h] (Section)	64.1 (Overall)
Race State	Finished



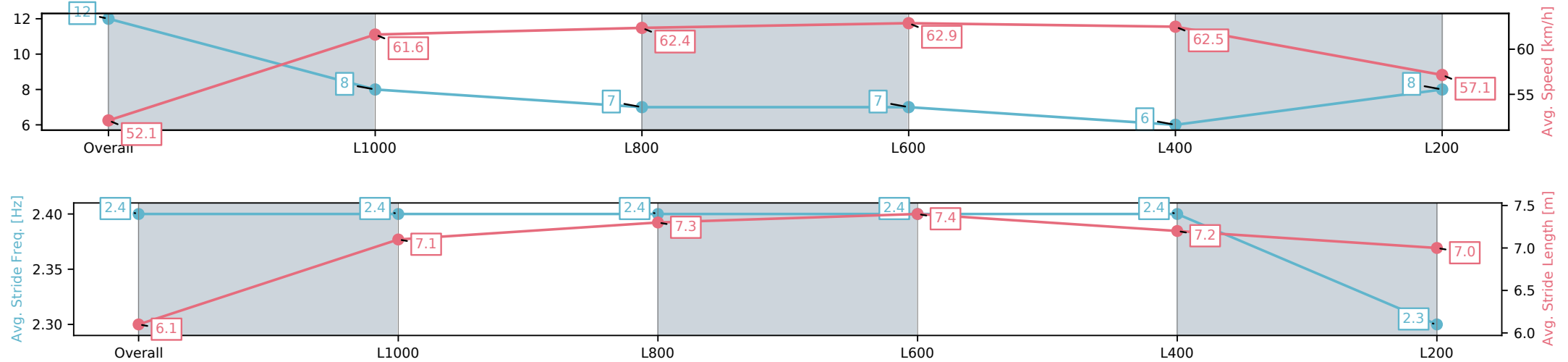
Morphettville Parks-Professional-2025-05-17
Race 6: Murray & Barb Stewart Anniversary Handicap -
1250m

17 May 2025 - 2:33PM

Track Rating: Good 4, Weather: Overcast, Rail Position: +5m Entire;
Sectional 606m



Section	Overall	L1000	L800	L600	L400	L200
Section Times	1:16.26[12] (0:17.28)	0:58.98[8] (0:11.78)	0:47.20[7] (0:11.55)	0:35.65[7] (0:11.48)	0:24.17[6] (0:11.57)	0:12.59[8] (0:12.59)
Average Speed [km/h]	52.1	61.6	62.4	62.9	62.5	57.1
Top Speed [km/h]	63.1	64.1	63.7	63.9	63.8	60.9
Avg. Dist. to Rail [m]	2.0	1.5	0.6	0.7	2.3	2.4
Avg. Stride Freq. [Hz]	2.4	2.4	2.4	2.4	2.4	2.3
Avg. Stride Length [m]	6.1	7.1	7.3	7.4	7.2	7.0



[] Ranking at each section and finish
-:-:- No data available at this section
NA No data available