



Morphettville-Professional-2025-05-10
Race 7: Sportsbet Proud Miss Stakes - 1200m
10 May 2025 - 3:35PM



Track Rating: Good 4, Weather: Fine, Rail Position: +6m 1200m-W/Post, +2m

Section Field Times							Overall	L1000	L800	L600	L400	L200		
							1:10.06 (0:13.77)	0:56.28 (0:10.71)	0:45.57 (0:10.85)	0:34.73 (0:11.18)	0:23.55 (0:11.28)	0:12.27 (0:12.27)		
Position	#	Horse/Jockey	Barrier	Top Speed [km/h]	Fastest Section	First 400m							Margin	Distance Travelled From Winner [m]
1	6	CLEO CAT	14	69.1	0:10.63	0:24.51	1:10.06	0:56.18 [4]	0:45.55 [2]	0:34.71 [2]	0:23.55 [1]	0:12.27 [1]	1:10.06	
		Jordan Childs		1200-1000	1000-800		(0:13.88)	(0:10.63)	(0:10.84)	(0:11.16)	(0:11.28)	(0:12.27)		
2	3	FLYER	1	67.6	0:10.79	0:24.82	1:10.32	0:56.29 [6]	0:45.50 [7]	0:34.55 [6]	0:23.45 [6]	0:12.07 [5]	1.68L	-2
		Zac Spain		1200-1000	1000-800		(0:14.03)	(0:10.79)	(0:10.95)	(0:11.10)	(0:11.38)	(0:12.07)		
3	13	BRIDAL WALTZ	9	67.8	0:10.77	0:24.63	1:10.45	0:56.59 [2]	0:45.82 [4]	0:34.97 [4]	0:23.88 [3]	0:12.36 [3]	2.51L	-3
		Jamie Melham		1200-1000	1000-800		(0:13.86)	(0:10.77)	(0:10.85)	(0:11.09)	(0:11.52)	(0:12.36)		
4	9	LOVELY LOOKIN'	8	67.6	0:10.72	0:24.48	1:10.57	0:56.81 [1]	0:46.09 [1]	0:35.24 [1]	0:24.03 [2]	0:12.37 [4]	3.34L	-4
		Taylor Johnstone		1200-1000	1000-800		(0:13.76)	(0:10.72)	(0:10.85)	(0:11.21)	(0:11.66)	(0:12.37)		
5	10	ILLATIVE	6	67.1	0:10.97	0:25.06	1:10.62	0:56.54 [8]	0:45.56 [10]	0:34.59 [11]	0:23.43 [11]	0:12.12 [6]	3.64L	-2
		Ben Melham		1200-1000	800-600		(0:14.08)	(0:10.98)	(0:10.97)	(0:11.16)	(0:11.31)	(0:12.12)		
6	15	GRINZINGER POD	7	68.5	0:10.85	0:25.04	1:10.71	0:56.52 [10]	0:45.67 [9]	0:34.82 [9]	0:23.65 [9]	0:12.19 [7]	4.25L	+5
		Dean Yendall		800-600	1000-800		(0:14.19)	(0:10.85)	(0:10.85)	(0:11.17)	(0:11.46)	(0:12.19)		
7	8	UNCONQUERABLE	10	68.7	0:10.80	0:24.67	1:10.74	0:56.87 [3]	0:46.07 [5]	0:35.24 [5]	0:24.17 [4]	0:12.66 [2]	4.41L	+3
		Thomas Stockdale		1000-800	1000-800		(0:13.87)	(0:10.80)	(0:10.83)	(0:11.07)	(0:11.51)	(0:12.66)		
8	11	NURYS	2	67.2	0:10.77	0:24.85	1:10.82	0:56.74 [8]	0:45.97 [8]	0:35.05 [6]	0:23.73 [10]	0:12.28 [9]	4.94L	+2
		Jason Holder		1200-1000	1000-800		(0:14.08)	(0:10.77)	(0:10.92)	(0:11.32)	(0:11.45)	(0:12.28)		
9	1	SEE YOU IN HEAVEN	4	67.3	0:10.75	0:25.16	1:10.95	0:56.76 [11]	0:45.79 [12]	0:35.04 [10]	0:23.97 [8]	0:12.41 [8]	5.77L	-5
		Jake Toeroek		1000-800	800-600		(0:14.19)	(0:10.97)	(0:10.75)	(0:11.07)	(0:11.56)	(0:12.41)		
10	12	KUROYANAGI	11	68.6	0:10.89	0:25.20	1:11.43	0:57.12 [13]	0:46.23 [13]	0:35.32 [13]	0:23.95 [13]	0:12.32 [13]	8.92L	+10
		Ben Price		1000-800	1000-800		(0:14.31)	(0:10.89)	(0:10.91)	(0:11.37)	(0:11.63)	(0:12.32)		

Scratched: Dakota Lee (#4), New York Lustre (#5)

Report Created: Sat 10 May 2025 16:49:36 GMT+10 (Note: Timing is based on positional data)

Page 1/15

[] Position in running at each section and finish
-:-:- No data available at this section
NA No data available
█ Background shading for fastest section

Saddle cloth number
DNF Did not finish
DNT Did not track



Morphettville-Professional-2025-05-10
Race 7: Sportsbet Proud Miss Stakes - 1200m
10 May 2025 - 3:35PM



Track Rating: Good 4, Weather: Fine, Rail Position: +6m 1200m-W/Post, +2m

Section Field Times							Overall	L1000	L800	L600	L400	L200		
							1:10.06 (0:13.77)	0:56.28 (0:10.71)	0:45.57 (0:10.85)	0:34.73 (0:11.18)	0:23.55 (0:11.28)	0:12.27 (0:12.27)		
Position	#	Horse/Jockey	Barrier	Top Speed [km/h]	Fastest Section	First 400m							Margin	Distance Travelled From Winner [m]
11	2	BOOGNISH	13	67.6	0:10.84	0:25.07	1:11.57	0:57.34 [12]	0:46.50 [11]	0:35.48 [12]	0:24.17 [12]	0:12.55 [12]	9.86L	+4
		Todd Pannell		1000-800	1000-800		(0:14.23)	(0:10.84)	(0:11.02)	(0:11.31)	(0:11.62)	(0:12.55)		
12	14	SCILLATO	12	67.6	0:10.77	0:24.82	1:12.01	0:57.96 [7]	0:47.19 [6]	0:36.24 [8]	0:25.05 [7]	0:13.13 [11]	12.74L	+2
		Cory Parish		1200-1000	1000-800		(0:14.05)	(0:10.77)	(0:10.95)	(0:11.19)	(0:11.92)	(0:13.13)		
13	7	PURE BLISS	15	69.3	0:10.65	0:24.60	1:12.02	0:58.07 [5]	0:47.42 [3]	0:36.67 [3]	0:25.37 [5]	0:13.39 [10]	12.83L	+4
		Rochelle Milnes		1000-800	1000-800		(0:13.95)	(0:10.65)	(0:10.75)	(0:11.30)	(0:11.98)	(0:13.39)		

Scratched: Dakota Lee (#4), New York Lustre (#5)

- []

Position in running at each section and finish
- :-:-

No data available at this section
- NA

No data available
- Background shading for fastest section
- #

Saddle cloth number
- DNF

Did not finish
- DNT

Did not track

Horse/Jockey Name	CLEO CAT/Jordan Childs
Finish Rank	1
Fastest Section Time (Section)	0:10.63 (L1000)
Top Speed [km/h] (Section)	69.1 (Overall)
Race State	Finished



Morphettville-Professional-2025-05-10

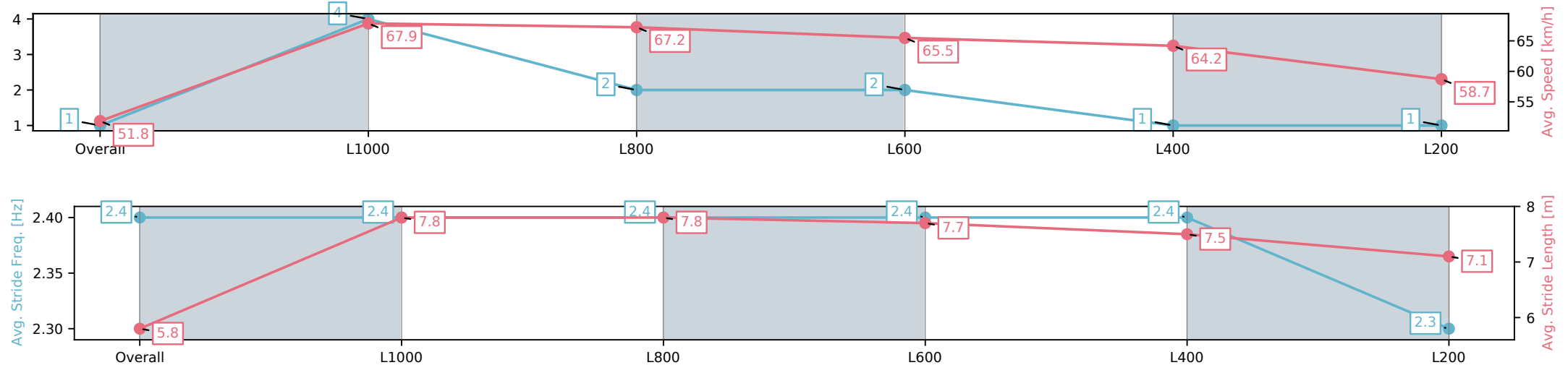
Race 7: Sportsbet Proud Miss Stakes - 1200m

10 May 2025 - 3:35PM

Track Rating: Good 4, Weather: Fine, Rail Position: +6m 1200m-W/
Post, +2m



Section	Overall	L1000	L800	L600	L400	L200
Section Times	1:10.06[1] (0:13.88)	0:56.18[4] (0:10.63)	0:45.55[2] (0:10.84)	0:34.71[2] (0:11.16)	0:23.55[1] (0:11.28)	0:12.27[1] (0:12.27)
Average Speed [km/h]	51.8	67.9	67.2	65.5	64.2	58.7
Top Speed [km/h]	67.4	69.1	68.2	67.5	66.1	63.4
Avg. Dist. to Rail [m]	10.7	4.6	3.1	3.0	5.4	6.2
Avg. Stride Freq. [Hz]	2.4	2.4	2.4	2.4	2.4	2.3
Avg. Stride Length [m]	5.8	7.8	7.8	7.7	7.5	7.1



[] Ranking at each section and finish
-:-:- No data available at this section
NA No data available

Horse/Jockey Name	FLYER/Zac Spain
Finish Rank	2
Fastest Section Time (Section)	0:10.79 (L1000)
Top Speed [km/h] (Section)	67.6 (Overall)
Race State	Finished



Morphettville-Professional-2025-05-10

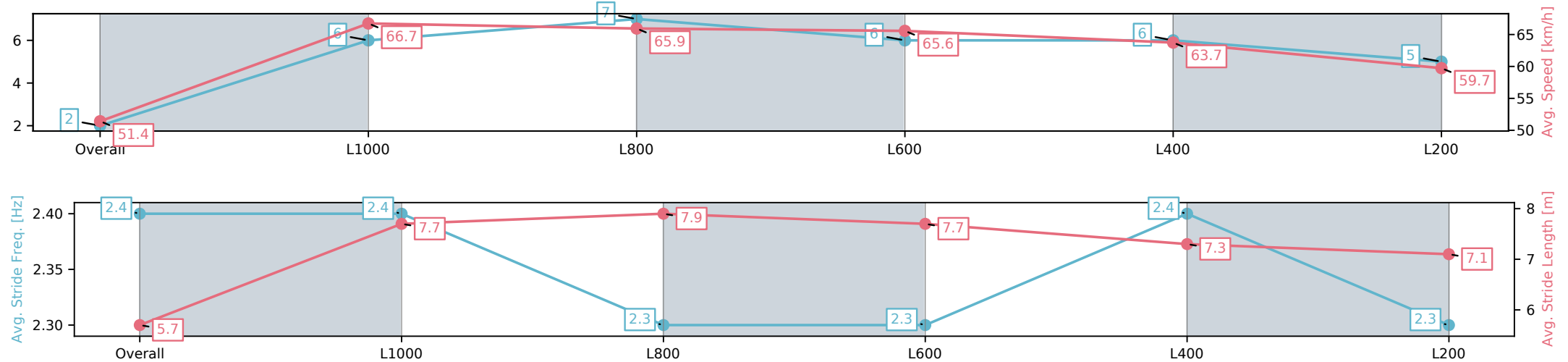
Race 7: Sportsbet Proud Miss Stakes - 1200m

10 May 2025 - 3:35PM

Track Rating: Good 4, Weather: Fine, Rail Position: +6m 1200m-W/
Post, +2m



Section	Overall	L1000	L800	L600	L400	L200
Section Times	1:10.32[2] (0:14.03)	0:56.29[6] (0:10.79)	0:45.50[7] (0:10.95)	0:34.55[6] (0:11.10)	0:23.45[6] (0:11.38)	0:12.07[5] (0:12.07)
Average Speed [km/h]	51.4	66.7	65.9	65.6	63.7	59.7
Top Speed [km/h]	66.1	67.6	66.6	66.7	65.3	63.7
Avg. Dist. to Rail [m]	1.2	0.8	0.8	2.2	7.3	9.2
Avg. Stride Freq. [Hz]	2.4	2.4	2.3	2.3	2.4	2.3
Avg. Stride Length [m]	5.7	7.7	7.9	7.7	7.3	7.1



- [] Ranking at each section and finish
- :-:- No data available at this section
- NA No data available

Horse/Jockey Name	BRIDAL WALTZ/Jamie Melham
Finish Rank	3
Fastest Section Time (Section)	0:10.77 (L1000)
Top Speed [km/h] (Section)	67.8 (Overall)
Race State	Finished



Morphettville-Professional-2025-05-10

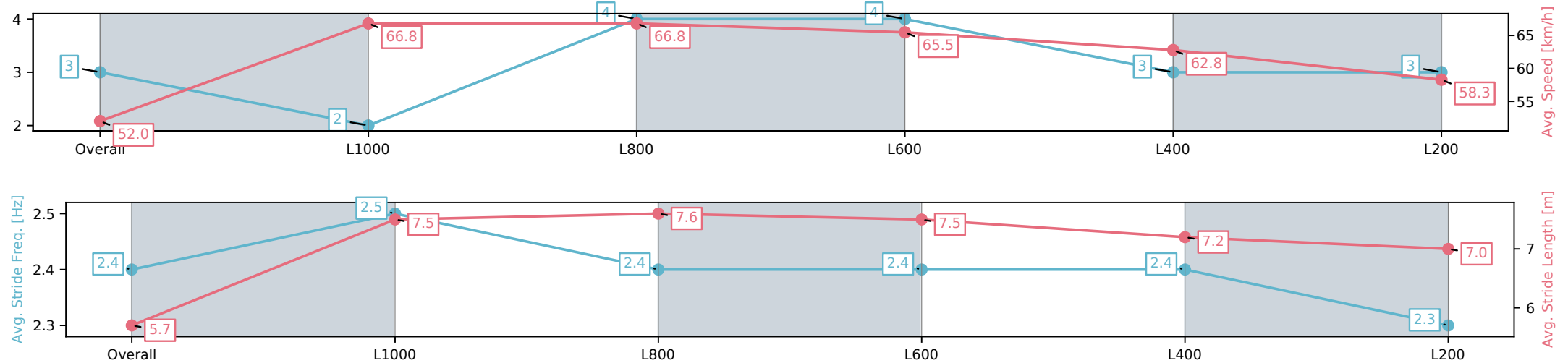
Race 7: Sportsbet Proud Miss Stakes - 1200m

10 May 2025 - 3:35PM

Track Rating: Good 4, Weather: Fine, Rail Position: +6m 1200m-W/
Post, +2m



Section	Overall	L1000	L800	L600	L400	L200
Section Times	1:10.45[3] (0:13.86)	0:56.59[2] (0:10.77)	0:45.82[4] (0:10.85)	0:34.97[4] (0:11.09)	0:23.88[3] (0:11.52)	0:12.36[3] (0:12.36)
Average Speed [km/h]	52.0	66.8	66.8	65.5	62.8	58.3
Top Speed [km/h]	66.2	67.8	67.6	67.1	63.8	61.1
Avg. Dist. to Rail [m]	7.1	1.8	1.7	1.8	4.4	5.2
Avg. Stride Freq. [Hz]	2.4	2.5	2.4	2.4	2.4	2.3
Avg. Stride Length [m]	5.7	7.5	7.6	7.5	7.2	7.0



[] Ranking at each section and finish
-:-:- No data available at this section
NA No data available

Horse/Jockey Name	LOVELY LOOKIN'/Taylor Johnstone
Finish Rank	4
Fastest Section Time (Section)	0:10.72 (L1000)
Top Speed [km/h] (Section)	67.6 (Overall)
Race State	Finished



Morphettville-Professional-2025-05-10

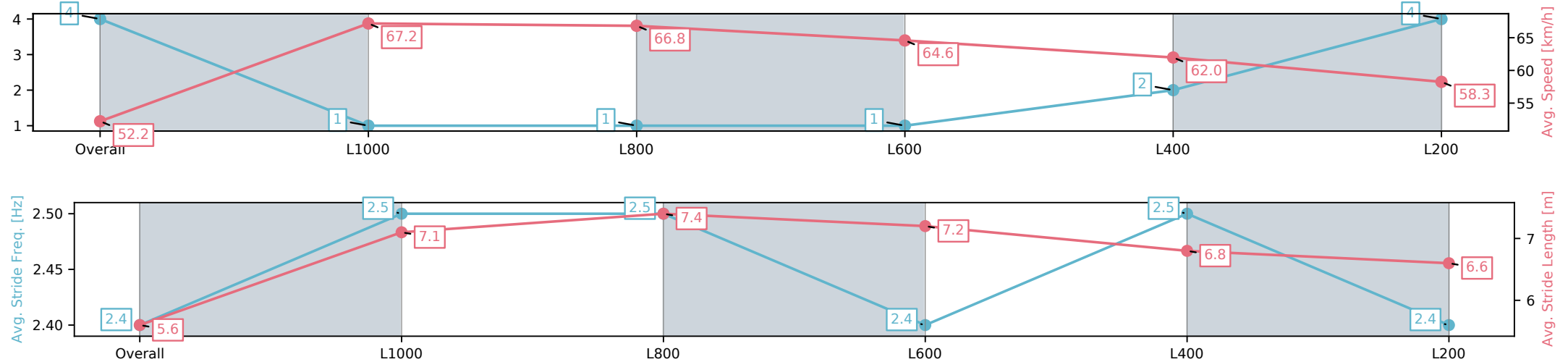
Race 7: Sportsbet Proud Miss Stakes - 1200m

10 May 2025 - 3:35PM

Track Rating: Good 4, Weather: Fine, Rail Position: +6m 1200m-W/
Post, +2m



Section	Overall	L1000	L800	L600	L400	L200
Section Times	1:10.57[4] (0:13.76)	0:56.81[1] (0:10.72)	0:46.09[1] (0:10.85)	0:35.24[1] (0:11.21)	0:24.03[2] (0:11.66)	0:12.37[4] (0:12.37)
Average Speed [km/h]	52.2	67.2	66.8	64.6	62.0	58.3
Top Speed [km/h]	66.3	67.6	67.5	65.6	63.4	61.4
Avg. Dist. to Rail [m]	5.7	1.2	1.6	1.1	3.2	3.7
Avg. Stride Freq. [Hz]	2.4	2.5	2.5	2.4	2.5	2.4
Avg. Stride Length [m]	5.6	7.1	7.4	7.2	6.8	6.6



- [] Ranking at each section and finish
- :-:- No data available at this section
- NA No data available

Horse/Jockey Name	ILLATIVE/Ben Melham
Finish Rank	5
Fastest Section Time (Section)	0:10.97 (L800)
Top Speed [km/h] (Section)	67.1 (Overall)
Race State	Finished



Morphettville-Professional-2025-05-10

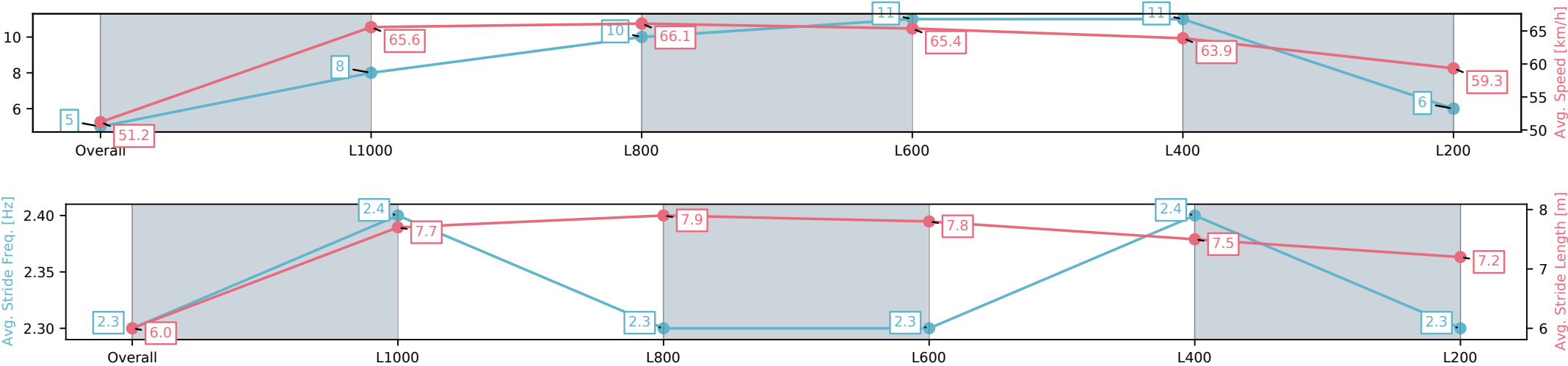
Race 7: Sportsbet Proud Miss Stakes - 1200m

10 May 2025 - 3:35PM

Track Rating: Good 4, Weather: Fine, Rail Position: +6m 1200m-W/
Post, +2m



Section	Overall	L1000	L800	L600	L400	L200
Section Times	1:10.62[5] (0:14.08)	0:56.54[8] (0:10.98)	0:45.56[10] (0:10.97)	0:34.59[11] (0:11.16)	0:23.43[11] (0:11.31)	0:12.12[6] (0:12.12)
Average Speed [km/h]	51.2	65.6	66.1	65.4	63.9	59.3
Top Speed [km/h]	67.1	67.0	66.8	66.2	64.8	62.9
Avg. Dist. to Rail [m]	3.9	2.1	2.0	2.4	5.1	8.0
Avg. Stride Freq. [Hz]	2.3	2.4	2.3	2.3	2.4	2.3
Avg. Stride Length [m]	6.0	7.7	7.9	7.8	7.5	7.2



[] Ranking at each section and finish
-:-:- No data available at this section
NA No data available

Horse/Jockey Name	GRINZINGER POD/Dean Yendall
Finish Rank	6
Fastest Section Time (Section)	0:10.85 (L1000)
Top Speed [km/h] (Section)	68.5 (L800)
Race State	Finished



Morphettville-Professional-2025-05-10

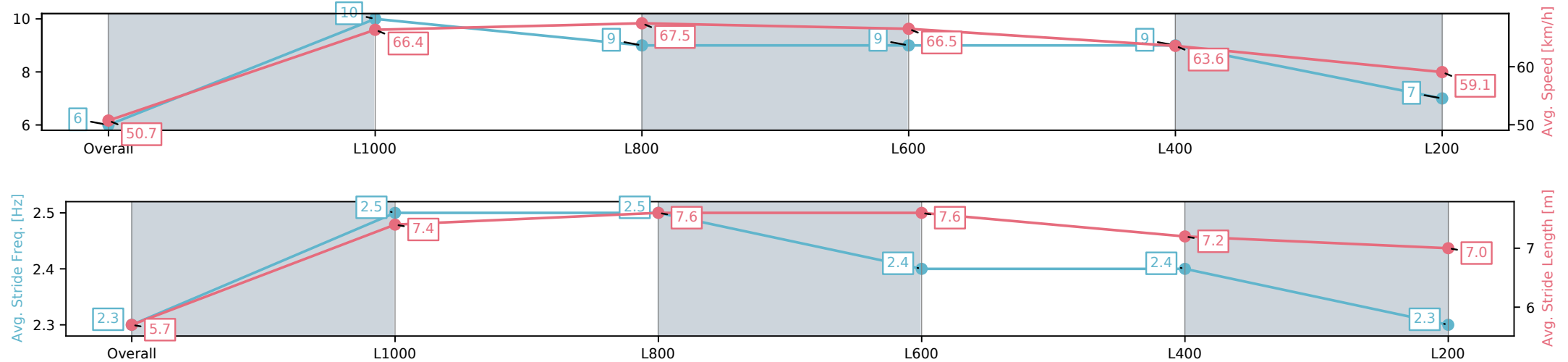
Race 7: Sportsbet Proud Miss Stakes - 1200m

10 May 2025 - 3:35PM

Track Rating: Good 4, Weather: Fine, Rail Position: +6m 1200m-W/
Post, +2m



Section	Overall	L1000	L800	L600	L400	L200
Section Times	1:10.71[6] (0:14.19)	0:56.52[10] (0:10.85)	0:45.67[9] (0:10.85)	0:34.82[9] (0:11.17)	0:23.65[9] (0:11.46)	0:12.19[7] (0:12.19)
Average Speed [km/h]	50.7	66.4	67.5	66.5	63.6	59.1
Top Speed [km/h]	66.5	66.6	67.8	68.5	64.7	61.5
Avg. Dist. to Rail [m]	6.4	4.0	3.9	6.4	10.6	11.2
Avg. Stride Freq. [Hz]	2.3	2.5	2.5	2.4	2.4	2.3
Avg. Stride Length [m]	5.7	7.4	7.6	7.6	7.2	7.0



[] Ranking at each section and finish
-:-:- No data available at this section
NA No data available

Horse/Jockey Name	UNCONQUERABLE/Thomas Stockdale
Finish Rank	7
Fastest Section Time (Section)	0:10.80 (L1000)
Top Speed [km/h] (Section)	68.7 (L1000)
Race State	Finished



Morphettville-Professional-2025-05-10

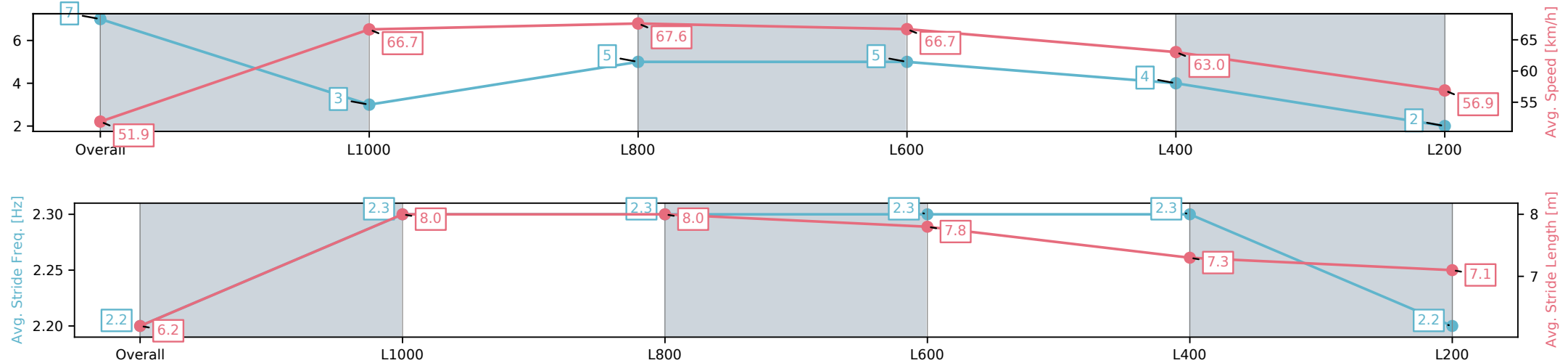
Race 7: Sportsbet Proud Miss Stakes - 1200m

10 May 2025 - 3:35PM

Track Rating: Good 4, Weather: Fine, Rail Position: +6m 1200m-W/
Post, +2m



Section	Overall	L1000	L800	L600	L400	L200
Section Times	1:10.74[7] (0:13.87)	0:56.87[3] (0:10.80)	0:46.07[5] (0:10.83)	0:35.24[5] (0:11.07)	0:24.17[4] (0:11.51)	0:12.66[2] (0:12.66)
Average Speed [km/h]	51.9	66.7	67.6	66.7	63.0	56.9
Top Speed [km/h]	66.3	66.6	68.7	67.9	64.9	61.1
Avg. Dist. to Rail [m]	8.3	3.6	4.0	5.0	7.5	9.5
Avg. Stride Freq. [Hz]	2.2	2.3	2.3	2.3	2.3	2.2
Avg. Stride Length [m]	6.2	8.0	8.0	7.8	7.3	7.1



[] Ranking at each section and finish
-:-:- No data available at this section
NA No data available

Horse/Jockey Name	NURYS/Jason Holder
Finish Rank	8
Fastest Section Time (Section)	0:10.77 (L1000)
Top Speed [km/h] (Section)	67.2 (Overall)
Race State	Finished



Morphettville-Professional-2025-05-10

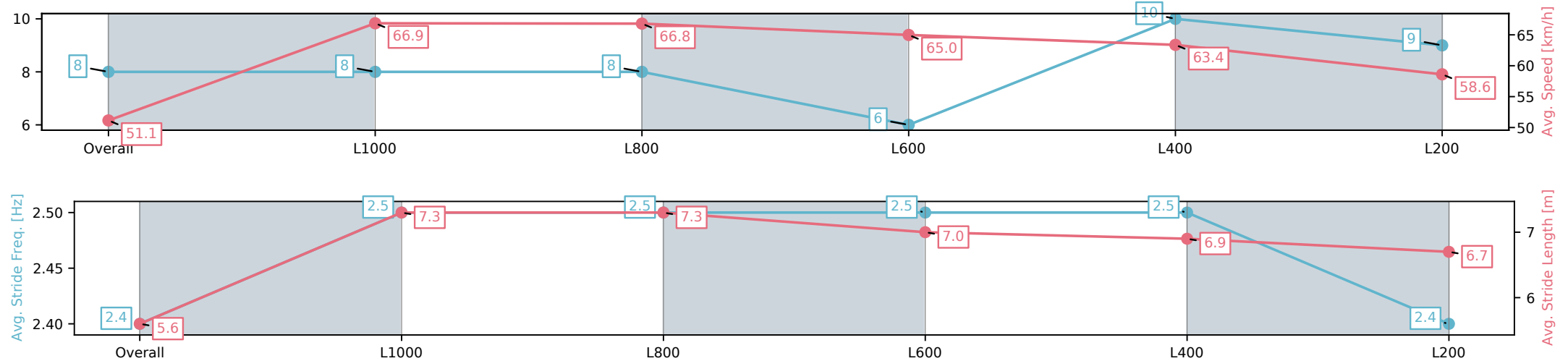
Race 7: Sportsbet Proud Miss Stakes - 1200m

10 May 2025 - 3:35PM

Track Rating: Good 4, Weather: Fine, Rail Position: +6m 1200m-W/
Post, +2m



Section	Overall	L1000	L800	L600	L400	L200
Section Times	1:10.82[8] (0:14.08)	0:56.74[8] (0:10.77)	0:45.97[8] (0:10.92)	0:35.05[6] (0:11.32)	0:23.73[10] (0:11.45)	0:12.28[9] (0:12.28)
Average Speed [km/h]	51.1	66.9	66.8	65.0	63.4	58.6
Top Speed [km/h]	67.2	67.1	67.0	66.7	64.7	61.4
Avg. Dist. to Rail [m]	1.5	1.4	2.9	4.4	5.5	4.4
Avg. Stride Freq. [Hz]	2.4	2.5	2.5	2.5	2.5	2.4
Avg. Stride Length [m]	5.6	7.3	7.3	7.0	6.9	6.7



[] Ranking at each section and finish
-:-:- No data available at this section
NA No data available

Horse/Jockey Name	SEE YOU IN HEAVEN/Jake Toeroek
Finish Rank	9
Fastest Section Time (Section)	0:10.75 (L800)
Top Speed [km/h] (Section)	67.3 (L1000)
Race State	Finished



Morphettville-Professional-2025-05-10

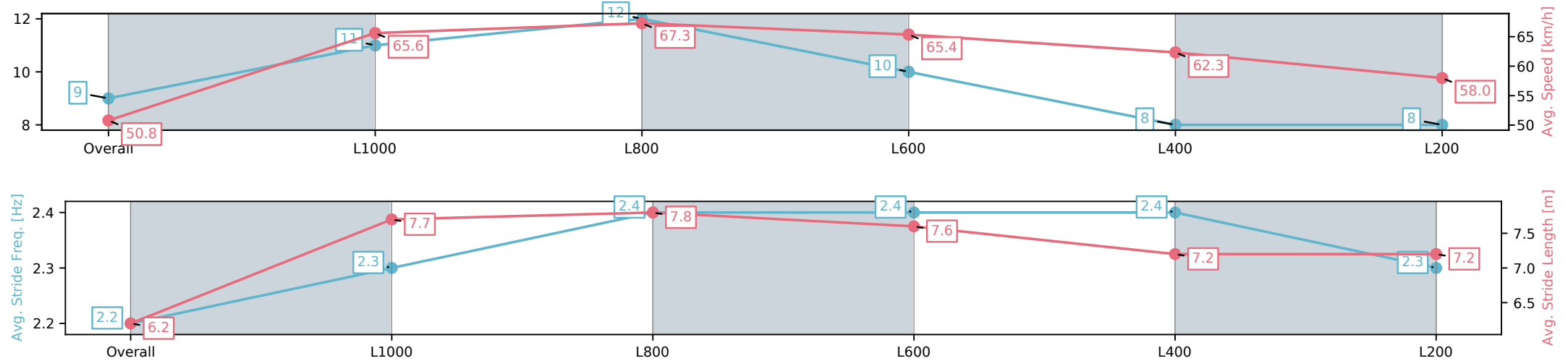
Race 7: Sportsbet Proud Miss Stakes - 1200m

10 May 2025 - 3:35PM

Track Rating: Good 4, Weather: Fine, Rail Position: +6m 1200m-W/
Post, +2m



Section	Overall	L1000	L800	L600	L400	L200
Section Times	1:10.95[9] (0:14.19)	0:56.76[11] (0:10.97)	0:45.79[12] (0:10.75)	0:35.04[10] (0:11.07)	0:23.97[8] (0:11.56)	0:12.41[8] (0:12.41)
Average Speed [km/h]	50.8	65.6	67.3	65.4	62.3	58.0
Top Speed [km/h]	67.2	67.1	67.3	66.9	64.4	60.8
Avg. Dist. to Rail [m]	4.1	3.2	1.6	0.6	1.8	2.0
Avg. Stride Freq. [Hz]	2.2	2.3	2.4	2.4	2.4	2.3
Avg. Stride Length [m]	6.2	7.7	7.8	7.6	7.2	7.2



- [] Ranking at each section and finish
- :-:- No data available at this section
- NA No data available

Horse/Jockey Name	KUROYANAGI/Ben Price
Finish Rank	10
Fastest Section Time (Section)	0:10.89 (L1000)
Top Speed [km/h] (Section)	68.6 (L1000)
Race State	Finished



Morphettville-Professional-2025-05-10

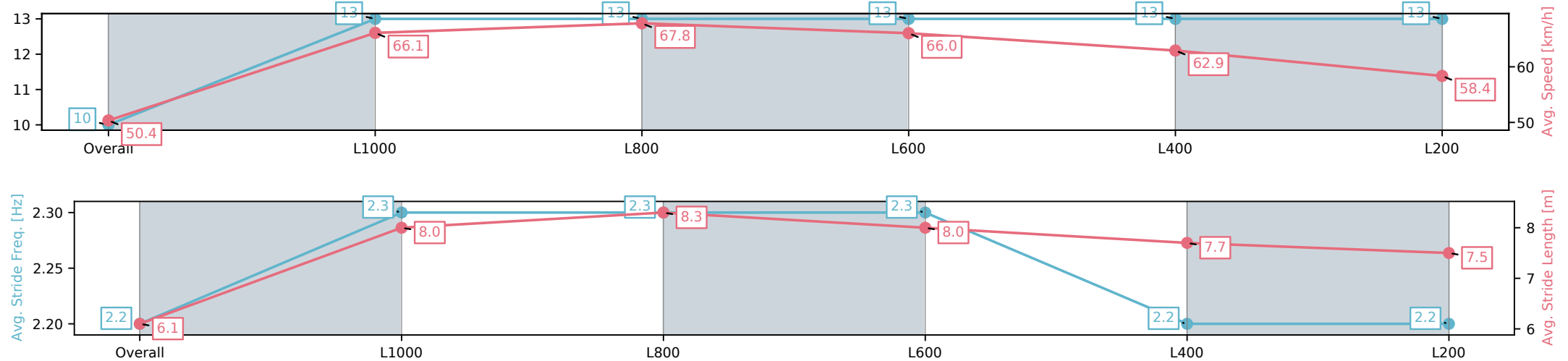
Race 7: Sportsbet Proud Miss Stakes - 1200m

10 May 2025 - 3:35PM

Track Rating: Good 4, Weather: Fine, Rail Position: +6m 1200m-W/
Post, +2m



Section	Overall	L1000	L800	L600	L400	L200
Section Times	1:11.43[10] (0:14.31)	0:57.12[13] (0:10.89)	0:46.23[13] (0:10.91)	0:35.32[13] (0:11.37)	0:23.95[13] (0:11.63)	0:12.32[13] (0:12.32)
Average Speed [km/h]	50.4	66.1	67.8	66.0	62.9	58.4
Top Speed [km/h]	65.6	67.3	68.6	67.2	64.0	62.8
Avg. Dist. to Rail [m]	9.0	5.6	6.5	8.3	12.0	13.2
Avg. Stride Freq. [Hz]	2.2	2.3	2.3	2.3	2.2	2.2
Avg. Stride Length [m]	6.1	8.0	8.3	8.0	7.7	7.5



[] Ranking at each section and finish
-:-:- No data available at this section
NA No data available

Horse/Jockey Name	BOOGNISH/Todd Pannell
Finish Rank	11
Fastest Section Time (Section)	0:10.84 (L1000)
Top Speed [km/h] (Section)	67.6 (L1000)
Race State	Finished



Morphettville-Professional-2025-05-10

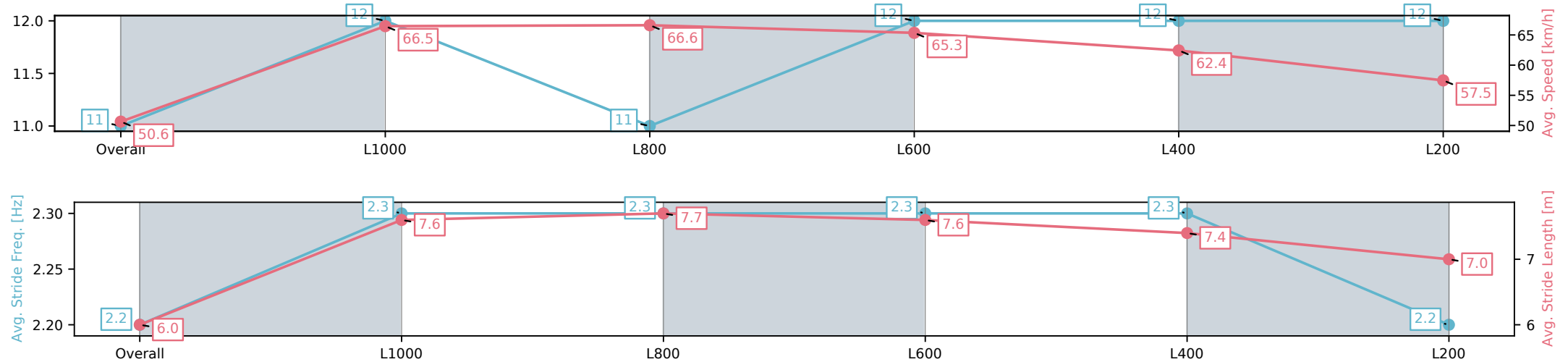
Race 7: Sportsbet Proud Miss Stakes - 1200m

10 May 2025 - 3:35PM

Track Rating: Good 4, Weather: Fine, Rail Position: +6m 1200m-W/
Post, +2m



Section	Overall	L1000	L800	L600	L400	L200
Section Times	1:11.57[11] (0:14.23)	0:57.34[12] (0:10.84)	0:46.50[11] (0:11.02)	0:35.48[12] (0:11.31)	0:24.17[12] (0:11.62)	0:12.55[12] (0:12.55)
Average Speed [km/h]	50.6	66.5	66.6	65.3	62.4	57.5
Top Speed [km/h]	66.4	66.8	67.6	66.3	64.2	60.8
Avg. Dist. to Rail [m]	10.9	5.4	5.0	5.3	7.0	9.1
Avg. Stride Freq. [Hz]	2.2	2.3	2.3	2.3	2.3	2.2
Avg. Stride Length [m]	6.0	7.6	7.7	7.6	7.4	7.0



[] Ranking at each section and finish
-:-:- No data available at this section
NA No data available

Horse/Jockey Name	SCILLATO/Cory Parish
Finish Rank	12
Fastest Section Time (Section)	0:10.77 (L1000)
Top Speed [km/h] (Section)	67.6 (Overall)
Race State	Finished



Morphettville-Professional-2025-05-10

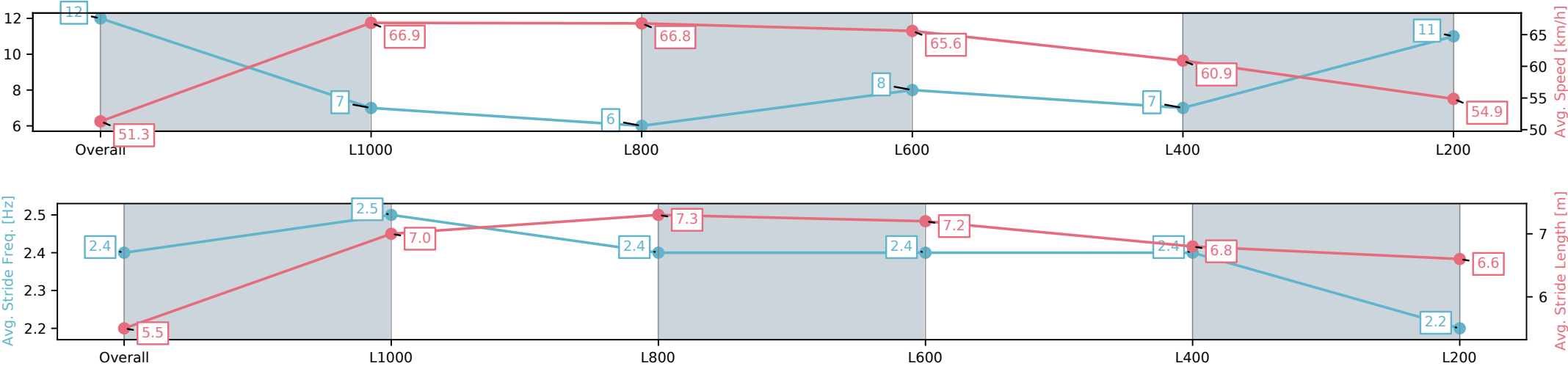
Race 7: Sportsbet Proud Miss Stakes - 1200m

10 May 2025 - 3:35PM

Track Rating: Good 4, Weather: Fine, Rail Position: +6m 1200m-W/
Post, +2m



Section	Overall	L1000	L800	L600	L400	L200
Section Times	1:12.01[12] (0:14.05)	0:57.96[7] (0:10.77)	0:47.19[6] (0:10.95)	0:36.24[8] (0:11.19)	0:25.05[7] (0:11.92)	0:13.13[11] (0:13.13)
Average Speed [km/h]	51.3	66.9	66.8	65.6	60.9	54.9
Top Speed [km/h]	66.7	67.6	67.3	67.2	63.7	58.5
Avg. Dist. to Rail [m]	10.2	4.7	4.2	3.7	8.1	10.9
Avg. Stride Freq. [Hz]	2.4	2.5	2.4	2.4	2.4	2.2
Avg. Stride Length [m]	5.5	7.0	7.3	7.2	6.8	6.6



[] Ranking at each section and finish
-:-:- No data available at this section
NA No data available

Horse/Jockey Name	PURE BLISS/Rochelle Milnes
Finish Rank	13
Fastest Section Time (Section)	0:10.65 (L1000)
Top Speed [km/h] (Section)	69.3 (L1000)
Race State	Finished



Morphettville-Professional-2025-05-10

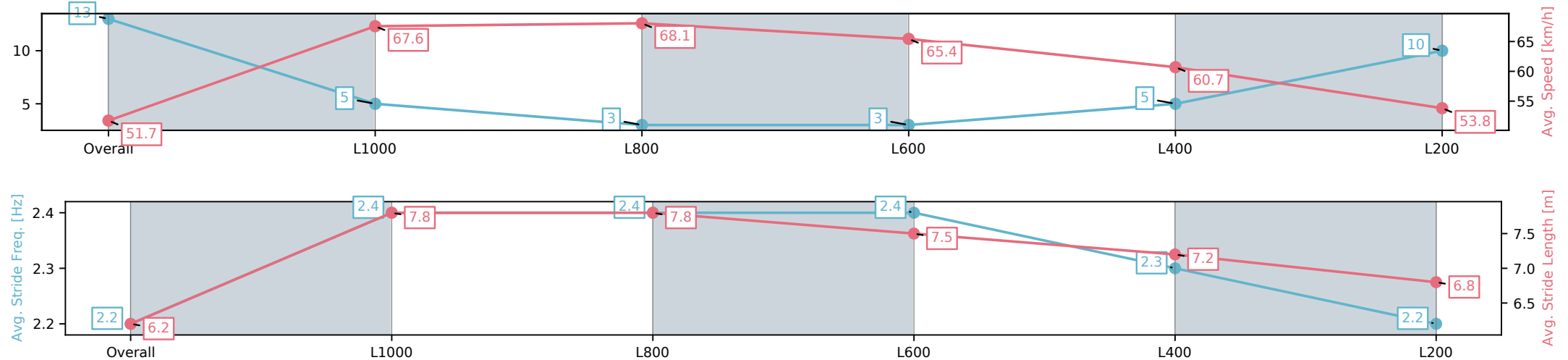
Race 7: Sportsbet Proud Miss Stakes - 1200m

10 May 2025 - 3:35PM

Track Rating: Good 4, Weather: Fine, Rail Position: +6m 1200m-W/
Post, +2m



Section	Overall	L1000	L800	L600	L400	L200
Section Times	1:12.02[13] (0:13.95)	0:58.07[5] (0:10.65)	0:47.42[3] (0:10.75)	0:36.67[3] (0:11.30)	0:25.37[5] (0:11.98)	0:13.39[10] (0:13.39)
Average Speed [km/h]	51.7	67.6	68.1	65.4	60.7	53.8
Top Speed [km/h]	68.3	68.6	69.3	67.4	62.2	58.1
Avg. Dist. to Rail [m]	12.9	5.4	4.1	5.4	8.7	10.0
Avg. Stride Freq. [Hz]	2.2	2.4	2.4	2.4	2.3	2.2
Avg. Stride Length [m]	6.2	7.8	7.8	7.5	7.2	6.8



[] Ranking at each section and finish
-:-:- No data available at this section
NA No data available