



RACINGSA

**Morphettville-Professional-2025-05-10**  
Race 6: Hahn Cummings Stakes (Formerly R A Lee Stakes) - 1600m  
10 May 2025 - 2:43PM

Track Rating: Good 4, Weather: Fine, Rail Position: +6m 1200m-W/Post, +2m



Section Field Times							Overall	L1400	L1200	L1000	L800	L600			
							1:36.22 (0:14.27)	1:21.95 (0:11.25)	1:10.71 (0:11.67)	0:59.04 (0:11.74)	0:47.28 (0:11.68)	0:35.62 (0:11.65)			
Position	#	Horse/Jockey	Barrier	Top Speed [km/h]	Fastest Section	First 400m									Distance Travelled From Winner [m]
1	8	REGAL AZMON	6	66.8	0:11.31	0:26.89	1:36.22	1:21.07 [12]	1:09.33 [12]	0:57.73 [12]	0:46.22 [12]	0:34.70 [12]			
		Lachlan Neindorf		1000-800	600-400		(0:15.15)	(0:11.74)	(0:11.60)	(0:11.51)	(0:11.52)	(0:11.31)			
2	2	ARRAN BAY	7	66.2	0:11.48	0:25.97	1:36.34	1:21.93 [3]	1:10.37 [4]	0:58.74 [3]	0:46.99 [3]	0:35.32 [5]		-1	
		Thomas Stockdale		1600-1400	400-200		(0:14.41)	(0:11.56)	(0:11.63)	(0:11.75)	(0:11.67)	(0:11.57)			
3	5	FINE FUTURE	3	64.1	0:11.41	0:26.22	1:36.39	1:21.58 [8]	1:10.17 [6]	0:58.69 [5]	0:46.91 [7]	0:35.25 [7]		-7	
		Jamie Melham		1600-1400	1400-1200		(0:14.81)	(0:11.41)	(0:11.48)	(0:11.78)	(0:11.66)	(0:11.42)			
4	7	NONCONFORMIST	5	65.1	0:11.43	0:26.65	1:36.49	1:21.52 [10]	1:09.84 [10]	0:58.32 [10]	0:46.73 [9]	0:35.14 [9]		+0	
		Jordan Childs		800-600	600-400		(0:14.97)	(0:11.68)	(0:11.52)	(0:11.59)	(0:11.59)	(0:11.43)			
5	6	SCHEELITE	9	64.7	0:11.53	0:26.23	1:36.62	1:22.14 [5]	1:10.39 [7]	0:58.86 [7]	0:47.25 [4]	0:35.69 [3]		+1	
		Ben Melham		1600-1400	1200-1000		(0:14.48)	(0:11.75)	(0:11.53)	(0:11.61)	(0:11.56)	(0:11.59)			
6	1	AIR ASSAULT	11	66.1	0:11.25	0:25.51	1:36.65	1:22.39 [1]	1:11.14 [1]	0:59.47 [1]	0:47.73 [1]	0:36.05 [1]		-2	
		Jason Holder		1600-1400	1400-1200		(0:14.26)	(0:11.25)	(0:11.67)	(0:11.74)	(0:11.68)	(0:11.65)			
7	10	RUBAMOS	4	64.4	0:11.51	0:26.14	1:36.65	1:22.10 [6]	1:10.51 [5]	0:58.93 [6]	0:47.17 [8]	0:35.44 [8]		-4	
		Taylor Johnstone		1600-1400	600-400		(0:14.55)	(0:11.59)	(0:11.57)	(0:11.76)	(0:11.73)	(0:11.51)			
8	11	TEST THE LAW	2	65.1	0:11.37	0:26.72	1:36.72	1:21.60 [11]	1:10.00 [11]	0:58.52 [11]	0:46.85 [11]	0:35.20 [11]		-3	
		Jacob Opperman		800-600	600-400		(0:15.12)	(0:11.60)	(0:11.48)	(0:11.67)	(0:11.65)	(0:11.37)			
9	3	CHICAGO STORM	8	65.3	0:11.41	0:25.78	1:37.04	1:22.67 [2]	1:11.26 [2]	0:59.71 [2]	0:47.93 [2]	0:36.29 [2]		+0	
		Mark Zahra		1400-1200	1400-1200		(0:14.37)	(0:11.41)	(0:11.55)	(0:11.78)	(0:11.64)	(0:11.67)			
10	4	JACK THE LAD	12	64.6	0:11.53	0:26.36	1:37.04	1:22.37 [7]	1:10.68 [8]	0:59.13 [8]	0:47.60 [6]	0:36.04 [4]		+3	
		Jake Toeroek		800-600	1000-800		(0:14.67)	(0:11.69)	(0:11.55)	(0:11.53)	(0:11.56)	(0:11.55)			

Report Created: Sat 10 May 2025 15:37:14 GMT+10 (Note: Timing is based on positional data)

Page 1/16

[ ] Position in running at each section and finish  
-:-:- No data available at this section  
NA No data available  
■ Background shading for fastest section

# Saddle cloth number  
DNF Did not finish  
DNT Did not track

data processed by  TRIPLESDATA



**Morphettville-Professional-2025-05-10**  
Race 6: Hahn Cummings Stakes (Formerly R A Lee Stakes) - 1600m  
10 May 2025 - 2:43PM



Track Rating: Good 4, Weather: Fine, Rail Position: +6m 1200m-W/Post, +2m

Section  
Field Times

Overall	L1400	L1200	L1000	L800	L600
1:36.22	1:21.95	1:10.71	0:59.04	0:47.28	0:35.62
(0:14.27)	(0:11.25)	(0:11.67)	(0:11.74)	(0:11.68)	(0:11.65)

Position	#	Horse/Jockey	Barrier	Top Speed [km/h]	Fastest Section	First 400m								Distance Travelled From Winner [m]
11	9	NEW YORK HURRICANE	10	64.9	0:11.41	0:26.48	1:37.15	1:22.22 [9]	1:10.67 [9]	0:59.14 [9]	0:47.34 [10]	0:35.69 [10]		-6
		Callan Murray		1600-1400	600-400		(0:14.93)	(0:11.55)	(0:11.53)	(0:11.80)	(0:11.65)	(0:11.41)		
12	12	FAVOURITE CHILD	1	65.9	0:11.43	0:25.84	1:38.33	1:23.92 [4]	1:12.49 [3]	1:00.70 [4]	0:48.92 [5]	0:37.28 [6]		-4
		Ben Price		1600-1400	1400-1200		(0:14.41)	(0:11.43)	(0:11.79)	(0:11.78)	(0:11.64)	(0:11.60)		



**Morphettville-Professional-2025-05-10**  
Race 6: Hahn Cummings Stakes (Formerly R A Lee Stakes) - 1600m  
10 May 2025 - 2:43PM



Track Rating: Good 4, Weather: Fine, Rail Position: +6m 1200m-W/Post, +2m

Section  
Field Times

Section Field Times								L400 0:23.97 (0:11.78)	L200 0:12.18 (0:12.18)					
Position	#	Horse/Jockey	Barrier	Top Speed [km/h]	Fastest Section	First 400m			Margin					Distance Travelled From Winner [m]
1	8	REGAL AZMON	6	66.8	0:11.31	0:26.89	0:23.39 [10]	0:11.96 [6]	1:36.22					
		Lachlan Neindorf		1000-800	600-400		(0:11.43)	(0:11.96)						
2	2	ARRAN BAY	7	66.2	0:11.48	0:25.97	0:23.74 [6]	0:12.26 [3]	0.81L					-1
		Thomas Stockdale		1600-1400	400-200		(0:11.48)	(0:12.26)						
3	5	FINE FUTURE	3	64.1	0:11.41	0:26.22	0:23.83 [5]	0:12.33 [2]	1.07L					-7
		Jamie Melham		1600-1400	1400-1200		(0:11.50)	(0:12.33)						
4	7	NONCONFORMIST	5	65.1	0:11.43	0:26.65	0:23.71 [9]	0:12.19 [8]	1.73L					+0
		Jordan Childs		800-600	600-400		(0:11.52)	(0:12.19)						
5	6	SCHEELITE	9	64.7	0:11.53	0:26.23	0:24.10 [3]	0:12.43 [5]	2.61L					+1
		Ben Melham		1600-1400	1200-1000		(0:11.67)	(0:12.43)						
6	1	AIR ASSAULT	11	66.1	0:11.25	0:25.51	0:24.40 [1]	0:12.62 [1]	2.78L					-2
		Jason Holder		1600-1400	1400-1200		(0:11.78)	(0:12.62)						
7	10	RUBAMOS	4	64.4	0:11.51	0:26.14	0:23.93 [8]	0:12.33 [10]	2.79L					-4
		Taylor Johnstone		1600-1400	600-400		(0:11.60)	(0:12.33)						
8	11	TEST THE LAW	2	65.1	0:11.37	0:26.72	0:23.83 [12]	0:12.41 [9]	3.24L					-3
		Jacob Opperman		800-600	600-400		(0:11.42)	(0:12.41)						
9	3	CHICAGO STORM	8	65.3	0:11.41	0:25.78	0:24.62 [2]	0:12.89 [4]	5.29L					+0
		Mark Zahra		1400-1200	1400-1200		(0:11.73)	(0:12.89)						
10	4	JACK THE LAD	12	64.6	0:11.53	0:26.36	0:24.49 [4]	0:12.75 [7]	5.32L					+3
		Jake Toeroek		800-600	1000-800		(0:11.74)	(0:12.75)						



**Morphettville-Professional-2025-05-10**  
**Race 6: Hahn Cummings Stakes (Formerly R A Lee Stakes) - 1600m**  
**10 May 2025 - 2:43PM**



Track Rating: Good 4, Weather: Fine, Rail Position: +6m 1200m-W/Post, +2m

Section  
Field Times

Section Field Times							L400 0:23.97 (0:11.78)	L200 0:12.18 (0:12.18)							
Position	#	Horse/Jockey	Barrier	Top Speed [km/h]	Fastest Section	First 400m	Margin								Distance Travelled From Winner [m]
11	9	NEW YORK HURRICANE	10	64.9	0:11.41	0:26.48	0:24.28 [11]	0:12.68 [11]	5.99L						-6
		Callan Murray		1600-1400	600-400		(0:11.60)	(0:12.68)							
12	12	FAVOURITE CHILD	1	65.9	0:11.43	0:25.84	0:25.68 [7]	0:13.70 [12]	13.61L						-4
		Ben Price		1600-1400	1400-1200		(0:11.98)	(0:13.70)							

- [ ]

Position in running at each section and finish
- :--:-

No data available at this section
- NA

No data available
- Background shading for fastest section
- #

Saddle cloth number
- DNF

Did not finish
- DNT

Did not track

Horse/Jockey Name	REGAL AZMON/Lachlan Neindorf
Finish Rank	1
Fastest Section Time (Section)	0:11.31 (L600)
Top Speed [km/h] (Section)	66.8 (L1000)
Race State	Finished



Morphettville-Professional-2025-05-10

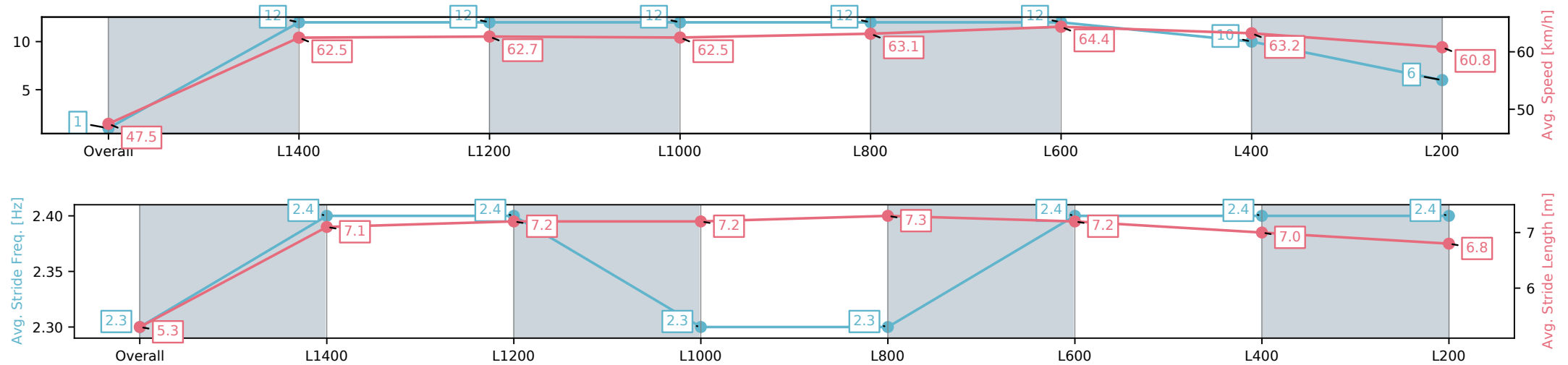
Race 6: Hahn Cummings Stakes (Formerly R A Lee Stakes)  
- 1600m

10 May 2025 - 2:43PM

Track Rating: Good 4, Weather: Fine, Rail Position: +6m 1200m-W/  
Post, +2m



Section	Overall	L1400	L1200	L1000	L800	L600	L400	L200
Section Times	1:36.22[1] (0:15.15)	1:21.07[12] (0:11.74)	1:09.33[12] (0:11.60)	0:57.73[12] (0:11.51)	0:46.22[12] (0:11.52)	0:34.70[12] (0:11.31)	0:23.39[10] (0:11.43)	0:11.96[6] (0:11.96)
Average Speed [km/h]	47.5	62.5	62.7	62.5	63.1	64.4	63.2	60.8
Top Speed [km/h]	62.9	63.0	63.8	63.8	66.8	66.6	64.0	63.0
Avg. Dist. to Rail [m]	6.8	4.3	2.6	3.2	3.1	1.4	7.3	12.1
Avg. Stride Freq. [Hz]	2.3	2.4	2.4	2.3	2.3	2.4	2.4	2.4
Avg. Stride Length [m]	5.3	7.1	7.2	7.2	7.3	7.2	7.0	6.8



[ ] Ranking at each section and finish  
-:-:- No data available at this section  
NA No data available

Horse/Jockey Name	ARRAN BAY/Thomas Stockdale
Finish Rank	2
Fastest Section Time (Section)	0:11.48 (L400)
Top Speed [km/h] (Section)	66.2 (Overall)
Race State	Finished



Morphettville-Professional-2025-05-10

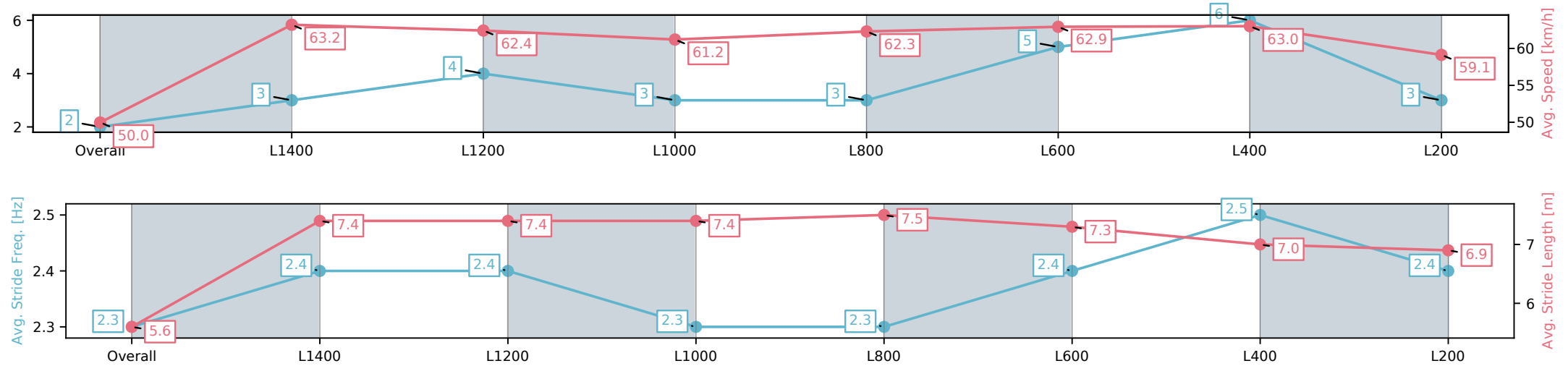
Race 6: Hahn Cummings Stakes (Formerly R A Lee Stakes)  
- 1600m

10 May 2025 - 2:43PM

Track Rating: Good 4, Weather: Fine, Rail Position: +6m 1200m-W/  
Post, +2m



Section	Overall	L1400	L1200	L1000	L800	L600	L400	L200
Section Times	1:36.34[2] (0:14.41)	1:21.93[3] (0:11.56)	1:10.37[4] (0:11.63)	0:58.74[3] (0:11.75)	0:46.99[3] (0:11.67)	0:35.32[5] (0:11.57)	0:23.74[6] (0:11.48)	0:12.26[3] (0:12.26)
Average Speed [km/h]	50.0	63.2	62.4	61.2	62.3	62.9	63.0	59.1
Top Speed [km/h]	66.0	66.2	63.3	61.8	63.5	64.4	63.7	61.7
Avg. Dist. to Rail [m]	7.5	3.6	2.2	2.4	2.3	2.7	4.5	5.3
Avg. Stride Freq. [Hz]	2.3	2.4	2.4	2.3	2.3	2.4	2.5	2.4
Avg. Stride Length [m]	5.6	7.4	7.4	7.4	7.5	7.3	7.0	6.9



[ ] Ranking at each section and finish  
-:-:- No data available at this section  
NA No data available

Horse/Jockey Name	FINE FUTURE/Jamie Melham
Finish Rank	3
Fastest Section Time (Section)	0:11.41 (L1400)
Top Speed [km/h] (Section)	64.1 (Overall)
Race State	Finished



Morphettville-Professional-2025-05-10

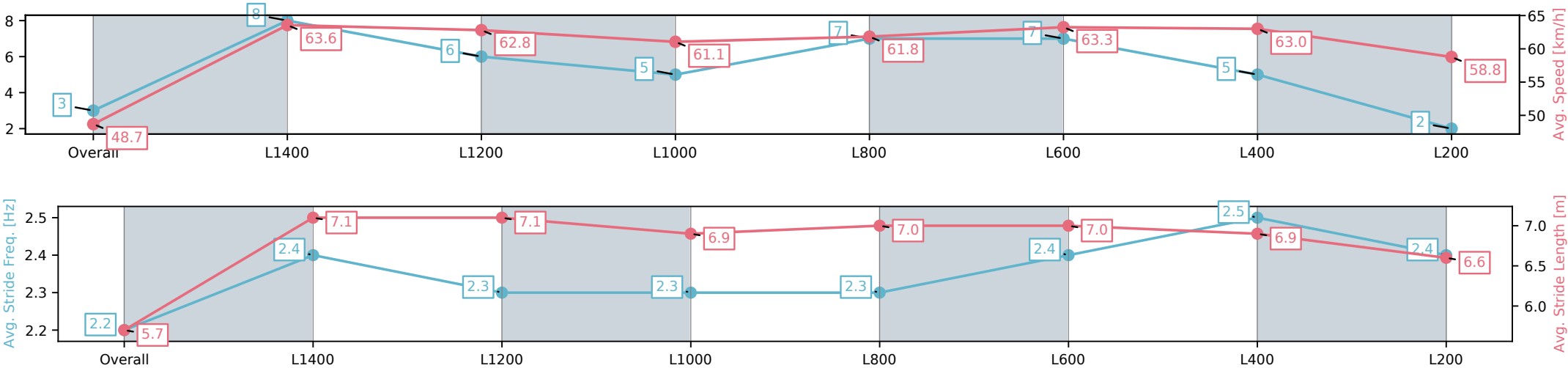
Race 6: Hahn Cummings Stakes (Formerly R A Lee Stakes)  
- 1600m

10 May 2025 - 2:43PM

Track Rating: Good 4, Weather: Fine, Rail Position: +6m 1200m-W/  
Post, +2m



Section	Overall	L1400	L1200	L1000	L800	L600	L400	L200
Section Times	1:36.39[3] (0:14.81)	1:21.58[8] (0:11.41)	1:10.17[6] (0:11.48)	0:58.69[5] (0:11.78)	0:46.91[7] (0:11.66)	0:35.25[7] (0:11.42)	0:23.83[5] (0:11.50)	0:12.33[2] (0:12.33)
Average Speed [km/h]	48.7	63.6	62.8	61.1	61.8	63.3	63.0	58.8
Top Speed [km/h]	63.7	64.1	63.7	61.6	62.9	63.9	63.6	61.1
Avg. Dist. to Rail [m]	4.7	2.1	0.3	0.2	0.2	0.9	3.4	5.0
Avg. Stride Freq. [Hz]	2.2	2.4	2.3	2.3	2.3	2.4	2.5	2.4
Avg. Stride Length [m]	5.7	7.1	7.1	6.9	7.0	7.0	6.9	6.6



[ ] Ranking at each section and finish  
-:-:- No data available at this section  
NA No data available

Horse/Jockey Name	NONCONFORMIST/Jordan Childs
Finish Rank	4
Fastest Section Time (Section)	0:11.43 (L600)
Top Speed [km/h] (Section)	65.1 (L800)
Race State	Finished



Morphettville-Professional-2025-05-10

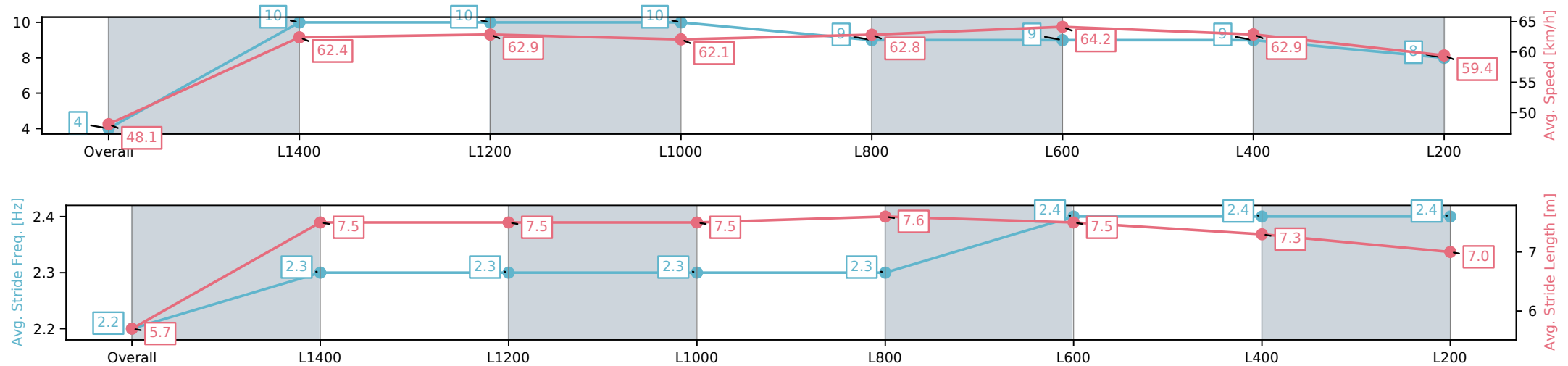
Race 6: Hahn Cummings Stakes (Formerly R A Lee Stakes)  
- 1600m

10 May 2025 - 2:43PM

Track Rating: Good 4, Weather: Fine, Rail Position: +6m 1200m-W/  
Post, +2m



Section	Overall	L1400	L1200	L1000	L800	L600	L400	L200
Section Times	1:36.49[4] (0:14.97)	1:21.52[10] (0:11.68)	1:09.84[10] (0:11.52)	0:58.32[10] (0:11.59)	0:46.73[9] (0:11.59)	0:35.14[9] (0:11.43)	0:23.71[9] (0:11.52)	0:12.19[8] (0:12.19)
Average Speed [km/h]	48.1	62.4	62.9	62.1	62.8	64.2	62.9	59.4
Top Speed [km/h]	62.5	63.2	63.4	63.2	64.6	65.1	64.8	62.1
Avg. Dist. to Rail [m]	5.5	3.1	1.8	2.8	2.9	3.5	7.2	10.8
Avg. Stride Freq. [Hz]	2.2	2.3	2.3	2.3	2.3	2.4	2.4	2.4
Avg. Stride Length [m]	5.7	7.5	7.5	7.5	7.6	7.5	7.3	7.0





Horse/Jockey Name	SCHEELITE/Ben Melham
Finish Rank	5
Fastest Section Time (Section)	0:11.53 (L1200)
Top Speed [km/h] (Section)	64.7 (Overall)
Race State	Finished



Morphettville-Professional-2025-05-10

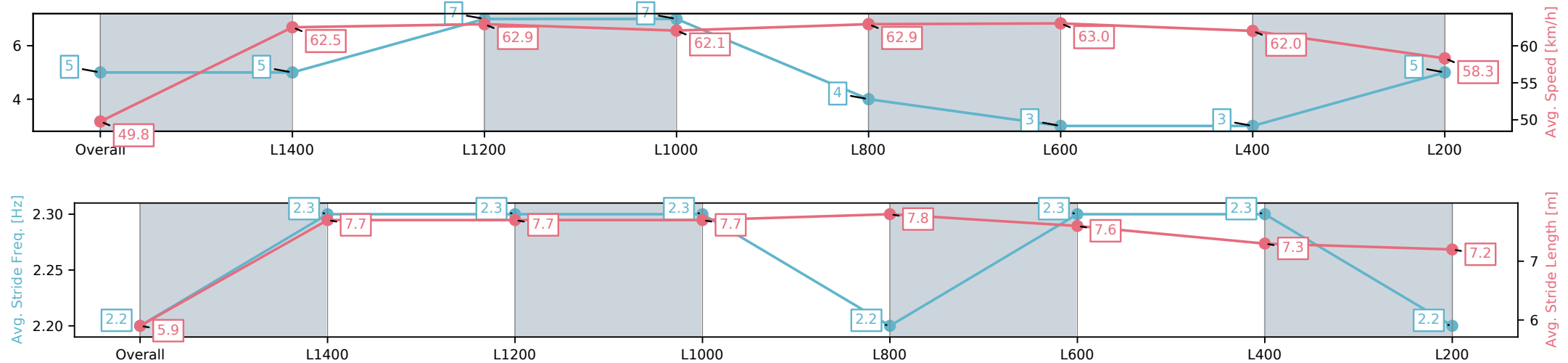
Race 6: Hahn Cummings Stakes (Formerly R A Lee Stakes)  
- 1600m

10 May 2025 - 2:43PM

Track Rating: Good 4, Weather: Fine, Rail Position: +6m 1200m-W/  
Post, +2m



Section	Overall	L1400	L1200	L1000	L800	L600	L400	L200
Section Times	1:36.62[5] (0:14.48)	1:22.14[5] (0:11.75)	1:10.39[7] (0:11.53)	0:58.86[7] (0:11.61)	0:47.25[4] (0:11.56)	0:35.69[3] (0:11.59)	0:24.10[3] (0:11.67)	0:12.43[5] (0:12.43)
Average Speed [km/h]	49.8	62.5	62.9	62.1	62.9	63.0	62.0	58.3
Top Speed [km/h]	64.7	64.1	64.3	63.0	64.1	64.1	62.6	60.7
Avg. Dist. to Rail [m]	10.0	5.3	2.2	3.6	2.9	2.8	5.9	9.2
Avg. Stride Freq. [Hz]	2.2	2.3	2.3	2.3	2.2	2.3	2.3	2.2
Avg. Stride Length [m]	5.9	7.7	7.7	7.7	7.8	7.6	7.3	7.2



[ ] Ranking at each section and finish  
-:-:- No data available at this section  
NA No data available

Horse/Jockey Name	AIR ASSAULT/Jason Holder
Finish Rank	6
Fastest Section Time (Section)	0:11.25 (L1400)
Top Speed [km/h] (Section)	66.1 (Overall)
Race State	Finished



Morphettville-Professional-2025-05-10

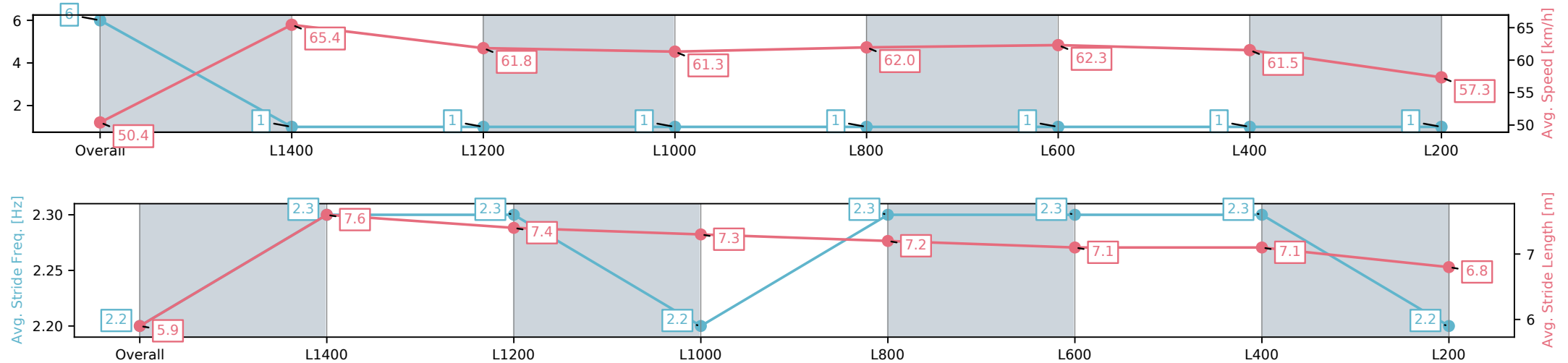
Race 6: Hahn Cummings Stakes (Formerly R A Lee Stakes)  
- 1600m

10 May 2025 - 2:43PM

Track Rating: Good 4, Weather: Fine, Rail Position: +6m 1200m-W/  
Post, +2m



Section	Overall	L1400	L1200	L1000	L800	L600	L400	L200
Section Times	1:36.65[6] (0:14.26)	1:22.39[1] (0:11.25)	1:11.14[1] (0:11.67)	0:59.47[1] (0:11.74)	0:47.73[1] (0:11.68)	0:36.05[1] (0:11.65)	0:24.40[1] (0:11.78)	0:12.62[1] (0:12.62)
Average Speed [km/h]	50.4	65.4	61.8	61.3	62.0	62.3	61.5	57.3
Top Speed [km/h]	65.6	66.1	64.1	62.1	62.5	63.0	62.3	60.6
Avg. Dist. to Rail [m]	11.7	5.3	1.0	1.0	1.1	2.0	5.1	7.0
Avg. Stride Freq. [Hz]	2.2	2.3	2.3	2.2	2.3	2.3	2.3	2.2
Avg. Stride Length [m]	5.9	7.6	7.4	7.3	7.2	7.1	7.1	6.8



[ ] Ranking at each section and finish  
-:-:- No data available at this section  
NA No data available

Horse/Jockey Name	RUBAMOS/Taylor Johnstone
Finish Rank	7
Fastest Section Time (Section)	0:11.51 (L600)
Top Speed [km/h] (Section)	64.4 (Overall)
Race State	Finished



Morphettville-Professional-2025-05-10

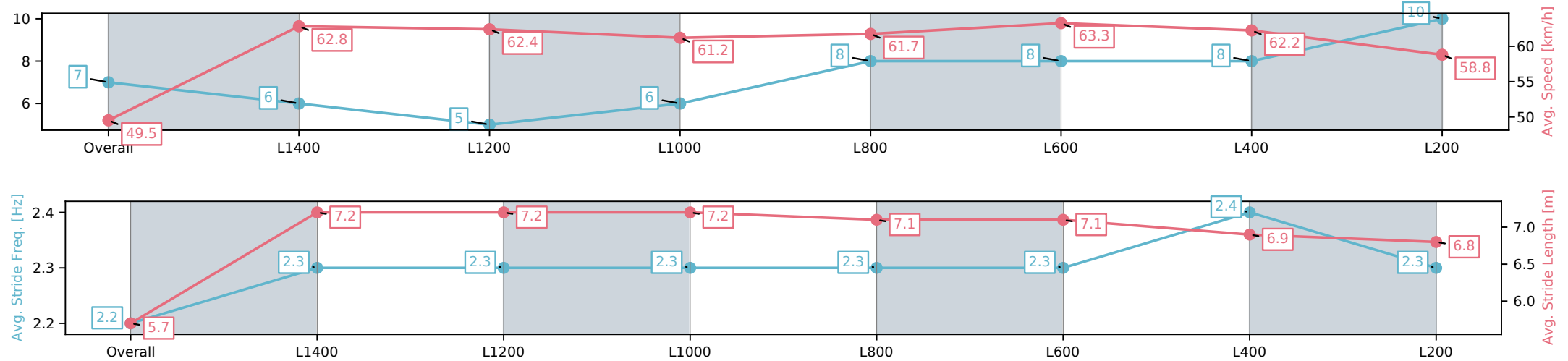
Race 6: Hahn Cummings Stakes (Formerly R A Lee Stakes)  
- 1600m

10 May 2025 - 2:43PM

Track Rating: Good 4, Weather: Fine, Rail Position: +6m 1200m-W/  
Post, +2m



Section	Overall	L1400	L1200	L1000	L800	L600	L400	L200
Section Times	1:36.65[7] (0:14.55)	1:22.10[6] (0:11.59)	1:10.51[5] (0:11.57)	0:58.93[6] (0:11.76)	0:47.17[8] (0:11.73)	0:35.44[8] (0:11.51)	0:23.93[8] (0:11.60)	0:12.33[10] (0:12.33)
Average Speed [km/h]	49.5	62.8	62.4	61.2	61.7	63.3	62.2	58.8
Top Speed [km/h]	64.3	64.4	63.8	61.9	63.5	63.7	62.9	61.3
Avg. Dist. to Rail [m]	5.9	3.0	0.9	1.0	1.1	2.1	4.2	3.9
Avg. Stride Freq. [Hz]	2.2	2.3	2.3	2.3	2.3	2.3	2.4	2.3
Avg. Stride Length [m]	5.7	7.2	7.2	7.2	7.1	7.1	6.9	6.8



[ ] Ranking at each section and finish  
-:-:- No data available at this section  
NA No data available

Horse/Jockey Name	TEST THE LAW/Jacob Opperman
Finish Rank	8
Fastest Section Time (Section)	0:11.37 (L600)
Top Speed [km/h] (Section)	65.1 (L800)
Race State	Finished



Morphettville-Professional-2025-05-10

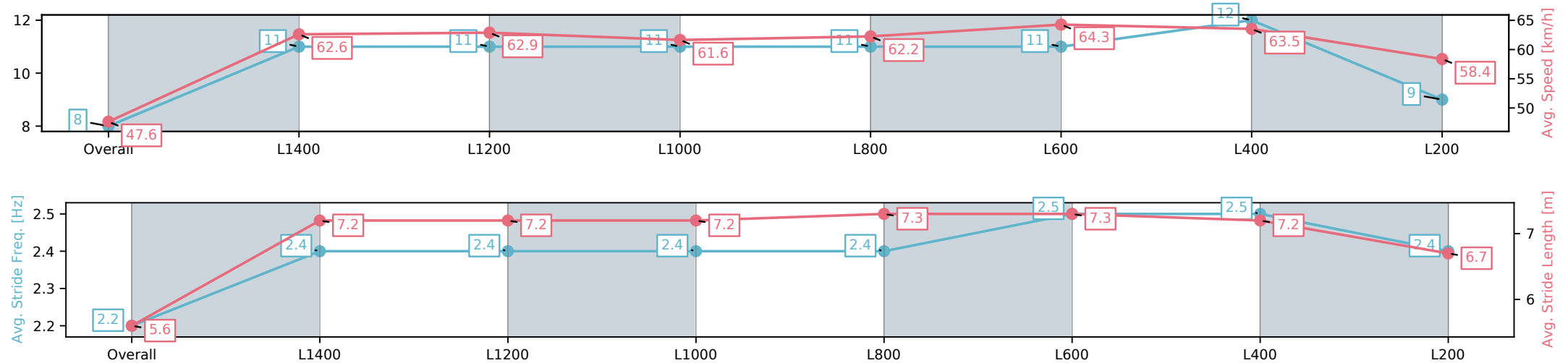
Race 6: Hahn Cummings Stakes (Formerly R A Lee Stakes)  
- 1600m

10 May 2025 - 2:43PM

Track Rating: Good 4, Weather: Fine, Rail Position: +6m 1200m-W/  
Post, +2m



Section	Overall	L1400	L1200	L1000	L800	L600	L400	L200
Section Times	1:36.72[8] (0:15.12)	1:21.60[11] (0:11.60)	1:10.00[11] (0:11.48)	0:58.52[11] (0:11.67)	0:46.85[11] (0:11.65)	0:35.20[11] (0:11.37)	0:23.83[12] (0:11.42)	0:12.41[9] (0:12.41)
Average Speed [km/h]	47.6	62.6	62.9	61.6	62.2	64.3	63.5	58.4
Top Speed [km/h]	63.1	63.4	63.6	63.0	63.4	65.1	64.5	61.3
Avg. Dist. to Rail [m]	4.2	2.5	0.4	1.3	1.6	3.0	5.9	7.1
Avg. Stride Freq. [Hz]	2.2	2.4	2.4	2.4	2.4	2.5	2.5	2.4
Avg. Stride Length [m]	5.6	7.2	7.2	7.2	7.3	7.3	7.2	6.7



[ ] Ranking at each section and finish  
-:-:- No data available at this section  
NA No data available

Horse/Jockey Name	CHICAGO STORM/Mark Zahra
Finish Rank	9
Fastest Section Time (Section)	0:11.41 (L1400)
Top Speed [km/h] (Section)	65.3 (L1400)
Race State	Finished



Morphettville-Professional-2025-05-10

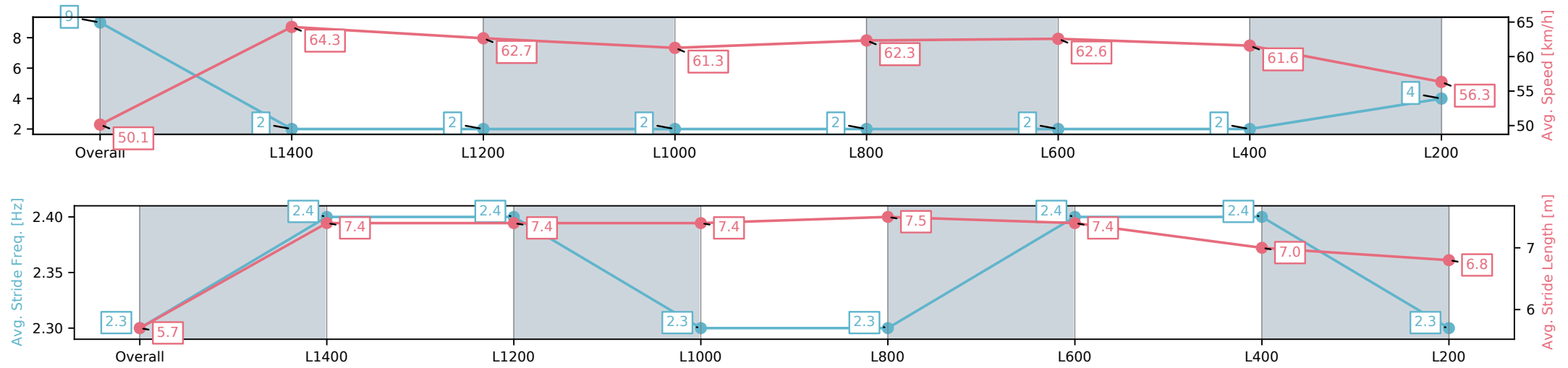
Race 6: Hahn Cummings Stakes (Formerly R A Lee Stakes)  
- 1600m

10 May 2025 - 2:43PM

Track Rating: Good 4, Weather: Fine, Rail Position: +6m 1200m-W/  
Post, +2m



Section	Overall	L1400	L1200	L1000	L800	L600	L400	L200
Section Times	1:37.04[9] (0:14.37)	1:22.67[2] (0:11.41)	1:11.26[2] (0:11.55)	0:59.71[2] (0:11.78)	0:47.93[2] (0:11.64)	0:36.29[2] (0:11.67)	0:24.62[2] (0:11.73)	0:12.89[4] (0:12.89)
Average Speed [km/h]	50.1	64.3	62.7	61.3	62.3	62.6	61.6	56.3
Top Speed [km/h]	64.9	65.1	65.3	61.6	63.2	63.5	62.5	60.1
Avg. Dist. to Rail [m]	8.9	4.9	1.8	2.0	2.1	2.7	5.8	8.3
Avg. Stride Freq. [Hz]	2.3	2.4	2.4	2.3	2.3	2.4	2.4	2.3
Avg. Stride Length [m]	5.7	7.4	7.4	7.4	7.5	7.4	7.0	6.8



[ ] Ranking at each section and finish  
-:-:- No data available at this section  
NA No data available

Horse/Jockey Name	JACK THE LAD/Jake Toeroek
Finish Rank	10
Fastest Section Time (Section)	0:11.53 (L1000)
Top Speed [km/h] (Section)	64.6 (L800)
Race State	Finished



Morphettville-Professional-2025-05-10

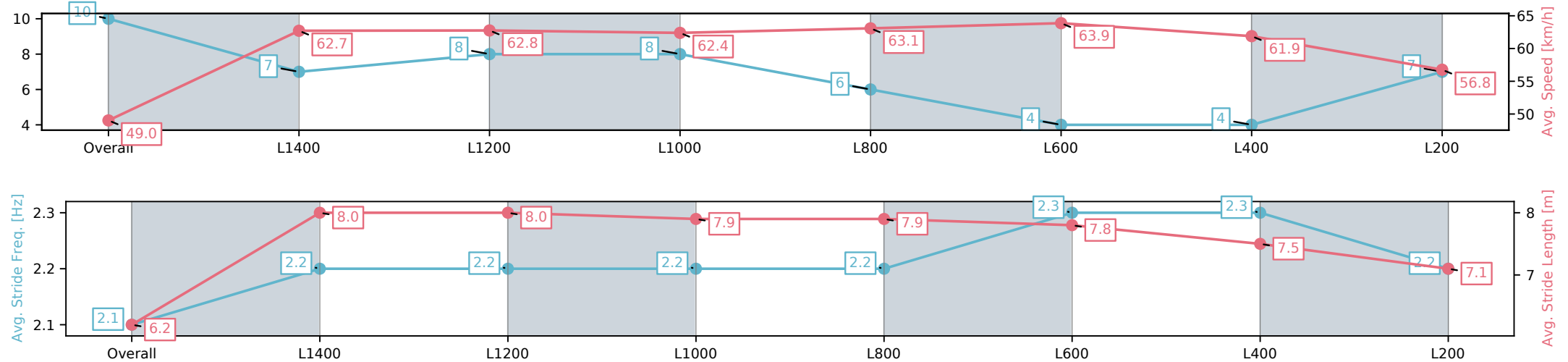
Race 6: Hahn Cummings Stakes (Formerly R A Lee Stakes)  
- 1600m

10 May 2025 - 2:43PM

Track Rating: Good 4, Weather: Fine, Rail Position: +6m 1200m-W/  
Post, +2m



Section	Overall	L1400	L1200	L1000	L800	L600	L400	L200
Section Times	1:37.04[10] (0:14.67)	1:22.37[7] (0:11.69)	1:10.68[8] (0:11.55)	0:59.13[8] (0:11.53)	0:47.60[6] (0:11.56)	0:36.04[4] (0:11.55)	0:24.49[4] (0:11.74)	0:12.75[7] (0:12.75)
Average Speed [km/h]	49.0	62.7	62.8	62.4	63.1	63.9	61.9	56.8
Top Speed [km/h]	64.3	64.0	63.6	63.4	64.5	64.6	64.1	59.9
Avg. Dist. to Rail [m]	11.0	4.5	1.7	2.7	2.9	4.9	7.5	10.4
Avg. Stride Freq. [Hz]	2.1	2.2	2.2	2.2	2.2	2.3	2.3	2.2
Avg. Stride Length [m]	6.2	8.0	8.0	7.9	7.9	7.8	7.5	7.1



[ ] Ranking at each section and finish  
-:-:- No data available at this section  
NA No data available

Horse/Jockey Name	NEW YORK HURRICANE/Callan Murray
Finish Rank	11
Fastest Section Time (Section)	0:11.41 (L600)
Top Speed [km/h] (Section)	64.9 (Overall)
Race State	Finished



Morphettville-Professional-2025-05-10

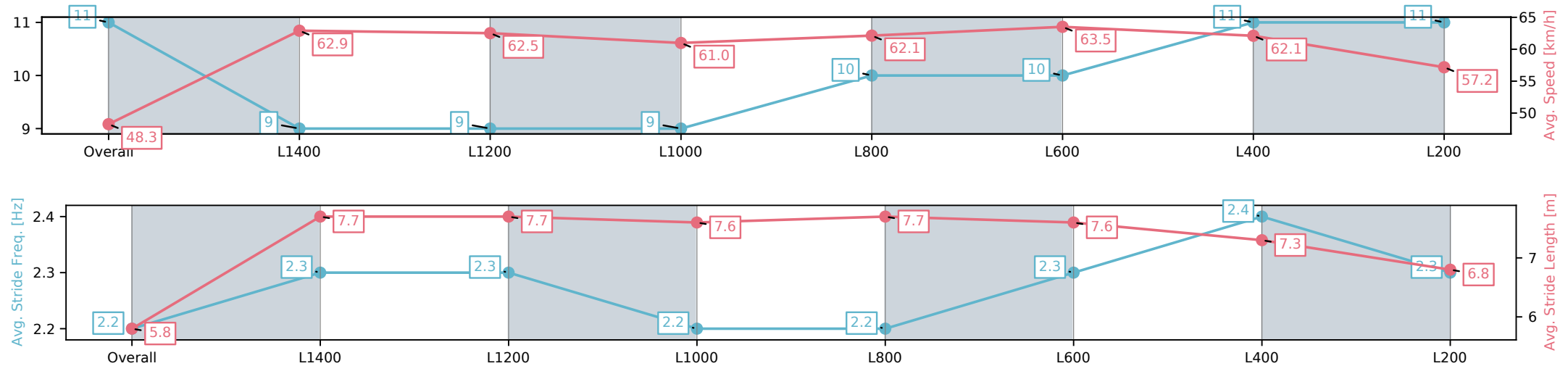
Race 6: Hahn Cummings Stakes (Formerly R A Lee Stakes)  
- 1600m

10 May 2025 - 2:43PM

Track Rating: Good 4, Weather: Fine, Rail Position: +6m 1200m-W/  
Post, +2m



Section	Overall	L1400	L1200	L1000	L800	L600	L400	L200
Section Times	1:37.15[11] (0:14.93)	1:22.22[9] (0:11.55)	1:10.67[9] (0:11.53)	0:59.14[9] (0:11.80)	0:47.34[10] (0:11.65)	0:35.69[10] (0:11.41)	0:24.28[11] (0:11.60)	0:12.68[11] (0:12.68)
Average Speed [km/h]	48.3	62.9	62.5	61.0	62.1	63.5	62.1	57.2
Top Speed [km/h]	64.4	64.9	63.3	62.0	63.1	64.4	63.6	60.4
Avg. Dist. to Rail [m]	8.2	2.5	0.5	1.0	1.0	1.2	1.0	2.0
Avg. Stride Freq. [Hz]	2.2	2.3	2.3	2.2	2.2	2.3	2.4	2.3
Avg. Stride Length [m]	5.8	7.7	7.7	7.6	7.7	7.6	7.3	6.8



[ ] Ranking at each section and finish  
-:-:- No data available at this section  
NA No data available

Horse/Jockey Name	FAVOURITE CHILD/Ben Price
Finish Rank	12
Fastest Section Time (Section)	0:11.43 (L1400)
Top Speed [km/h] (Section)	65.9 (Overall)
Race State	Finished



Morphettville-Professional-2025-05-10

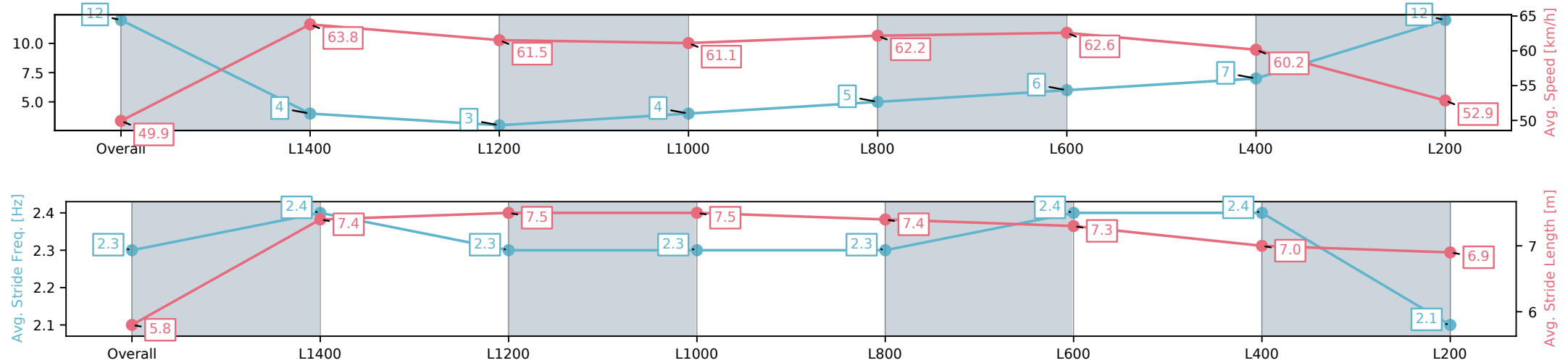
Race 6: Hahn Cummings Stakes (Formerly R A Lee Stakes)  
- 1600m

10 May 2025 - 2:43PM

Track Rating: Good 4, Weather: Fine, Rail Position: +6m 1200m-W/  
Post, +2m



Section	Overall	L1400	L1200	L1000	L800	L600	L400	L200
Section Times	1:38.33[12] (0:14.41)	1:23.92[4] (0:11.43)	1:12.49[3] (0:11.79)	1:00.70[4] (0:11.78)	0:48.92[5] (0:11.64)	0:37.28[6] (0:11.60)	0:25.68[7] (0:11.98)	0:13.70[12] (0:13.70)
Average Speed [km/h]	49.9	63.8	61.5	61.1	62.2	62.6	60.2	52.9
Top Speed [km/h]	65.6	65.9	63.2	61.7	64.1	64.2	62.5	57.7
Avg. Dist. to Rail [m]	3.5	3.2	2.1	1.7	1.3	1.7	1.4	3.7
Avg. Stride Freq. [Hz]	2.3	2.4	2.3	2.3	2.3	2.4	2.4	2.1
Avg. Stride Length [m]	5.8	7.4	7.5	7.5	7.4	7.3	7.0	6.9



[ ] Ranking at each section and finish  
-:-:- No data available at this section  
NA No data available