



Morphettville-Professional-2025-05-10
Race 2: Carbine Club of South Australia Inc. Handicap - 1050m
10 May 2025 - 12:26PM



Track Rating: Good 4, Weather: Fine, Rail Position: +6m 1200m-W/Post, +2m

Section Field Times							Overall	L1000	L800	L600	L400	L200		
							1:01.15 (0:05.44)	0:55.71 (0:10.69)	0:45.03 (0:10.54)	0:34.48 (0:10.81)	0:23.68 (0:11.53)	0:12.14 (0:12.14)		
Position	#	Horse/Jockey	Barrier	Top Speed [km/h]	Fastest Section	First 400m							Margin	Distance Travelled From Winner [m]
1	4	OUT OF SQUARE	11	69.7	0:10.53	0:24.45	1:01.15	0:55.59 [8]	0:44.57 [10]	0:34.04 [10]	0:23.06 [11]	0:11.87 [4]	1:01.15	
		Jake Toeroek		1000-800	800-600		(0:05.56)	(0:11.02)	(0:10.53)	(0:10.98)	(0:11.19)	(0:11.87)		
2	8	TRIPOD TERROR	3	69.1	0:10.60	0:24.50	1:01.29	0:55.75 [6]	0:44.67 [11]	0:34.07 [11]	0:23.19 [12]	0:11.88 [6]	0.91L	-5
		Matthew Chadwick		1000-800	800-600		(0:05.54)	(0:11.08)	(0:10.60)	(0:10.88)	(0:11.31)	(0:11.88)		
3	9	AQUAHOLIC	2	71.0	0:10.50	0:24.22	1:01.30	0:55.69 [11]	0:44.82 [9]	0:34.32 [7]	0:23.50 [6]	0:12.14 [3]	0.94L	-7
		Lachlan Neindorf		1000-800	800-600		(0:05.61)	(0:10.87)	(0:10.50)	(0:10.82)	(0:11.36)	(0:12.14)		
4	1	SIR NOW	1	71.2	0:10.46	0:23.95	1:01.39	0:55.87 [5]	0:45.14 [4]	0:34.68 [3]	0:23.92 [1]	0:12.39 [1]	1.53L	-5
		Connor Murtagh		1200-1000	800-600		(0:05.52)	(0:10.73)	(0:10.46)	(0:10.76)	(0:11.53)	(0:12.39)		
5	2	IMMORTAL BLISS	7	70.5	0:10.43	0:24.17	1:01.52	0:56.09 [1]	0:45.21 [5]	0:34.78 [4]	0:23.78 [4]	0:12.49 [2]	2.4L	+1
		Teagan Voorham		1000-800	800-600		(0:05.43)	(0:10.88)	(0:10.43)	(0:11.00)	(0:11.28)	(0:12.49)		
6	3	DREAMS FULFILLED	4	70.3	0:10.32	0:24.61	1:01.54	0:55.50 [13]	0:44.60 [13]	0:34.28 [12]	0:23.53 [8]	0:12.12 [7]	2.53L	-6
		Jason Holder		1000-800	800-600		(0:06.04)	(0:10.90)	(0:10.32)	(0:10.75)	(0:11.41)	(0:12.12)		
7	6	SAV ON ICE	13	70.7	0:10.77	0:24.66	1:01.56	0:55.97 [10]	0:44.94 [12]	0:34.17 [13]	0:23.23 [13]	0:11.96 [11]	2.61L	+0
		Todd Pannell		1200-1000	800-600		(0:05.59)	(0:11.03)	(0:10.77)	(0:10.94)	(0:11.27)	(0:11.96)		
8	13	MADAM JEANETTE	6	69.4	0:10.61	0:24.15	1:01.71	0:56.19 [4]	0:45.38 [6]	0:34.77 [6]	0:23.77 [7]	0:12.32 [5]	3.6L	-6
		Ben Price		1000-800	800-600		(0:05.52)	(0:10.81)	(0:10.61)	(0:11.00)	(0:11.45)	(0:12.32)		
9	5	PRANCETHRULIFE	8	70.8	0:10.56	0:24.40	1:01.78	0:56.11 [12]	0:45.34 [7]	0:34.78 [8]	0:23.77 [9]	0:12.30 [8]	4.09L	-4
		Taylor Johnstone		1200-1000	800-600		(0:05.67)	(0:10.77)	(0:10.56)	(0:11.01)	(0:11.47)	(0:12.30)		
10	7	BLEAK MID WINTER	9	70.6	0:10.62	0:24.09	1:02.45	0:56.88 [9]	0:46.24 [3]	0:35.62 [5]	0:24.74 [3]	0:12.94 [9]	8.37L	-5
		Jamie Melham		1200-1000	800-600		(0:05.56)	(0:10.64)	(0:10.62)	(0:10.88)	(0:11.80)	(0:12.94)		

Scratched: Daisydoo (#12)

Report Created: Sat 10 May 2025 13:16:58 GMT+10 (Note: Timing is based on positional data)

Page 1/15

[] Position in running at each section and finish
-:-:- No data available at this section
NA No data available
Background shading for fastest section

Saddle cloth number
DNF Did not finish
DNT Did not track



Morphettville-Professional-2025-05-10
Race 2: Carbine Club of South Australia Inc. Handicap - 1050m
10 May 2025 - 12:26PM



Track Rating: Good 4, Weather: Fine, Rail Position: +6m 1200m-W/Post, +2m

Section
Field Times

Overall
1:01.15
(0:05.44)

L1000
0:55.71
(0:10.69)

L800
0:45.03
(0:10.54)

L600
0:34.48
(0:10.81)

L400
0:23.68
(0:11.53)

L200
0:12.14
(0:12.14)

Position	#	Horse/Jockey	Barrier	Top Speed [km/h]	Fastest Section	First 400m	Overall	L1000	L800	L600	L400	L200	Margin	Distance Travelled From Winner [m]
11	10	DAPPER DON	5	70.8	0:10.59	0:24.34	1:02.46	0:56.99 [2]	0:46.02 [7]	0:35.43 [9]	0:24.43 [10]	0:12.74 [12]	8.43L	-4
		Rochelle Milnes		1000-800	800-600		(0:05.47)	(0:10.97)	(0:10.59)	(0:11.00)	(0:11.69)	(0:12.74)		
12	11	LA NARRADORA	12	71.0	0:10.57	0:23.97	1:02.80	0:57.26 [7]	0:46.68 [1]	0:36.09 [2]	0:25.11 [2]	0:13.24 [10]	10.67L	-2
		Jordyn Weatherley		1200-1000	1000-800		(0:05.54)	(0:10.57)	(0:10.59)	(0:10.98)	(0:11.87)	(0:13.24)		
13	14	MYSTIC WONDER	10	70.8	0:10.49	0:23.94	1:03.91	0:58.43 [3]	0:47.74 [2]	0:37.25 [1]	0:26.12 [5]	0:13.94 [13]	17.83L	-5
		Alana Kelly		1200-1000	800-600		(0:05.48)	(0:10.69)	(0:10.49)	(0:11.13)	(0:12.18)	(0:13.94)		

Scratched: Daisydoo (#12)

Horse/Jockey Name	OUT OF SQUARE/Jake Toeroek
Finish Rank	1
Fastest Section Time (Section)	0:10.53 (L800)
Top Speed [km/h] (Section)	69.7 (L1000)
Race State	Finished



Morphettville-Professional-2025-05-10

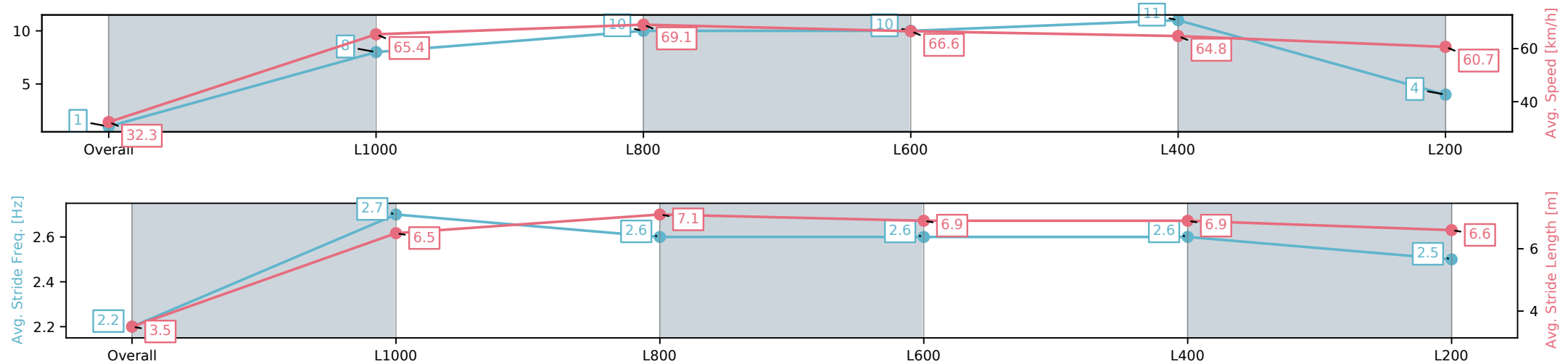
Race 2: Carbine Club of South Australia Inc. Handicap - 1050m

10 May 2025 - 12:26PM

Track Rating: Good 4, Weather: Fine, Rail Position: +6m 1200m-W/ Post, +2m



Section	Overall	L1000	L800	L600	L400	L200
Section Times	1:01.15[1] (0:05.56)	0:55.59[8] (0:11.02)	0:44.57[10] (0:10.53)	0:34.04[10] (0:10.98)	0:23.06[11] (0:11.19)	0:11.87[4] (0:11.87)
Average Speed [km/h]	32.3	65.4	69.1	66.6	64.8	60.7
Top Speed [km/h]	54.9	69.5	69.7	67.8	65.5	64.8
Avg. Dist. to Rail [m]	10.2	4.1	2.2	3.4	5.3	6.5
Avg. Stride Freq. [Hz]	2.2	2.7	2.6	2.6	2.6	2.5
Avg. Stride Length [m]	3.5	6.5	7.1	6.9	6.9	6.6



[] Ranking at each section and finish
-:-:- No data available at this section
NA No data available

Horse/Jockey Name	TRIPOD TERROR/Matthew Chadwick
Finish Rank	2
Fastest Section Time (Section)	0:10.60 (L800)
Top Speed [km/h] (Section)	69.1 (L1000)
Race State	Finished



Morphettville-Professional-2025-05-10

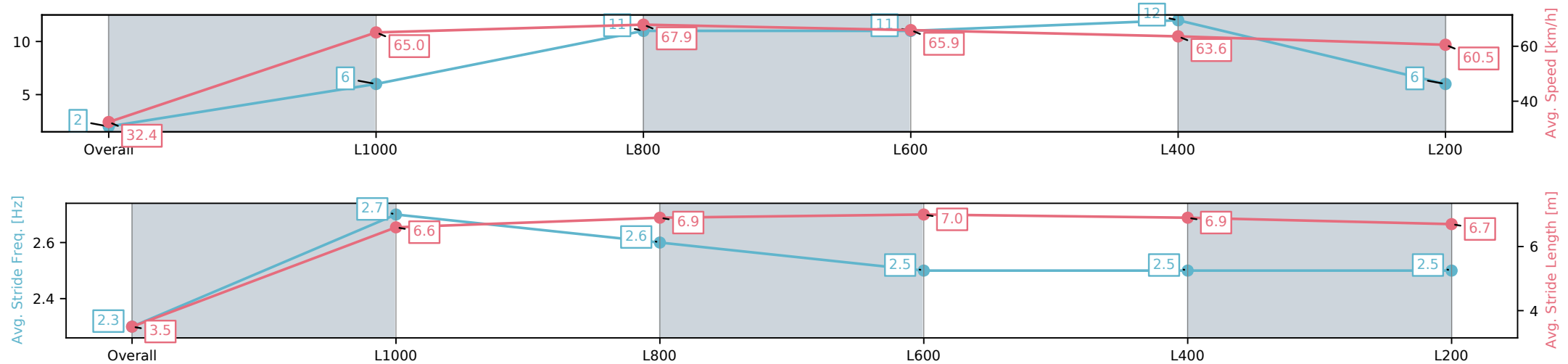
Race 2: Carbine Club of South Australia Inc. Handicap - 1050m

10 May 2025 - 12:26PM

Track Rating: Good 4, Weather: Fine, Rail Position: +6m 1200m-W/ Post, +2m



Section	Overall	L1000	L800	L600	L400	L200
Section Times	1:01.29[2] (0:05.54)	0:55.75[6] (0:11.08)	0:44.67[11] (0:10.60)	0:34.07[11] (0:10.88)	0:23.19[12] (0:11.31)	0:11.88[6] (0:11.88)
Average Speed [km/h]	32.4	65.0	67.9	65.9	63.6	60.5
Top Speed [km/h]	56.8	69.1	69.1	67.7	64.5	63.5
Avg. Dist. to Rail [m]	3.0	2.1	0.9	1.1	0.8	1.4
Avg. Stride Freq. [Hz]	2.3	2.7	2.6	2.5	2.5	2.5
Avg. Stride Length [m]	3.5	6.6	6.9	7.0	6.9	6.7



[] Ranking at each section and finish
-:-:- No data available at this section
NA No data available

Horse/Jockey Name	AQUAHOLIC/Lachlan Neindorf
Finish Rank	3
Fastest Section Time (Section)	0:10.50 (L800)
Top Speed [km/h] (Section)	71.0 (L1000)
Race State	Finished



Morphettville-Professional-2025-05-10

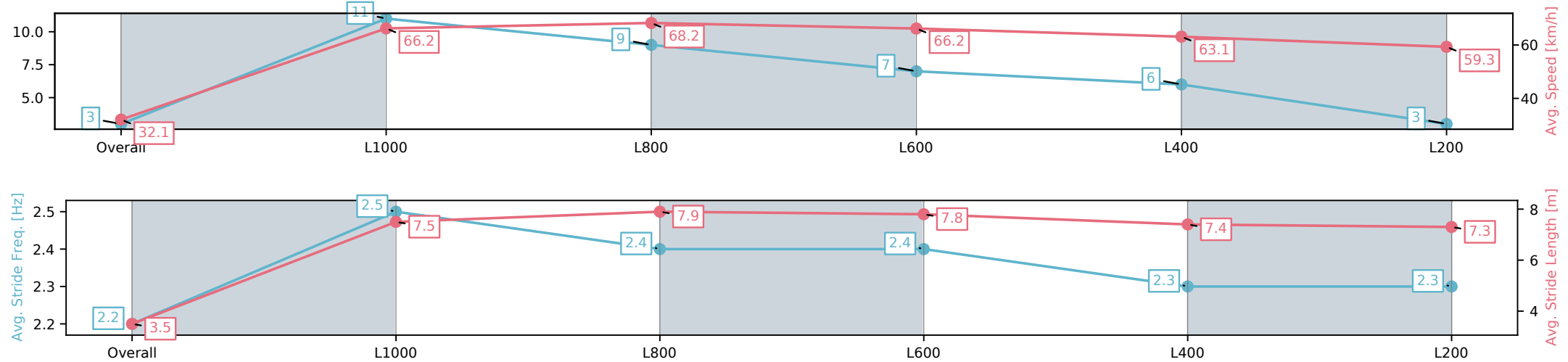
Race 2: Carbine Club of South Australia Inc. Handicap - 1050m

10 May 2025 - 12:26PM



Track Rating: Good 4, Weather: Fine, Rail Position: +6m 1200m-W/ Post, +2m

Section	Overall	L1000	L800	L600	L400	L200
Section Times	1:01.30[3] (0:05.61)	0:55.69[11] (0:10.87)	0:44.82[9] (0:10.50)	0:34.32[7] (0:10.82)	0:23.50[6] (0:11.36)	0:12.14[3] (0:12.14)
Average Speed [km/h]	32.1	66.2	68.2	66.2	63.1	59.3
Top Speed [km/h]	56.2	70.9	71.0	67.9	64.9	61.3
Avg. Dist. to Rail [m]	1.2	1.2	1.1	1.3	0.8	1.1
Avg. Stride Freq. [Hz]	2.2	2.5	2.4	2.4	2.3	2.3
Avg. Stride Length [m]	3.5	7.5	7.9	7.8	7.4	7.3



[] Ranking at each section and finish
-:-:- No data available at this section
NA No data available

Horse/Jockey Name	SIR NOW/Connor Murtagh
Finish Rank	4
Fastest Section Time (Section)	0:10.46 (L800)
Top Speed [km/h] (Section)	71.2 (Overall)
Race State	Finished



Morphettville-Professional-2025-05-10

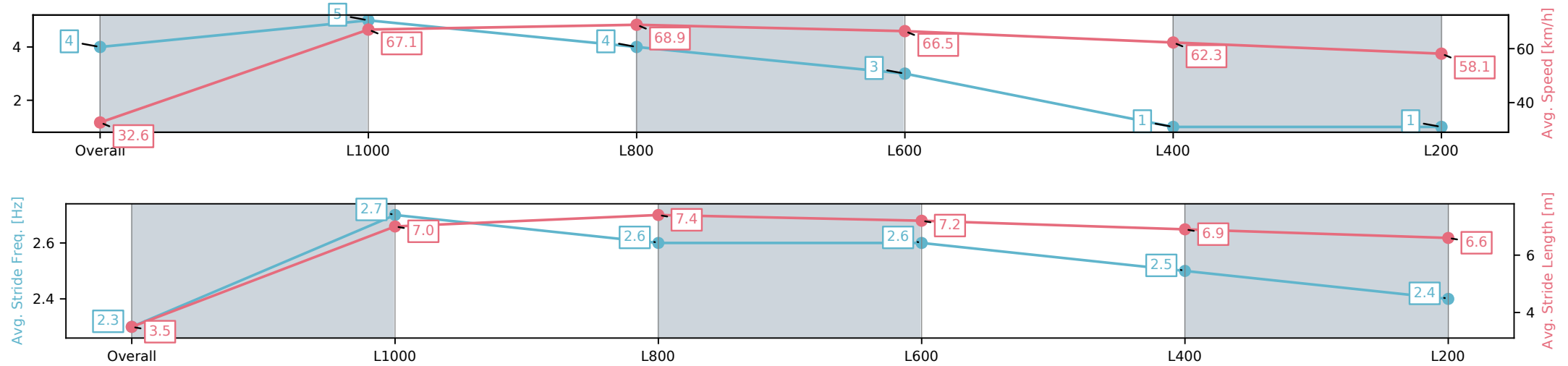
Race 2: Carbine Club of South Australia Inc. Handicap - 1050m

10 May 2025 - 12:26PM



Track Rating: Good 4, Weather: Fine, Rail Position: +6m 1200m-W/ Post, +2m

Section	Overall	L1000	L800	L600	L400	L200
Section Times	1:01.39[4] (0:05.52)	0:55.87[5] (0:10.73)	0:45.14[4] (0:10.46)	0:34.68[3] (0:10.76)	0:23.92[1] (0:11.53)	0:12.39[1] (0:12.39)
Average Speed [km/h]	32.6	67.1	68.9	66.5	62.3	58.1
Top Speed [km/h]	59.2	71.2	70.7	67.9	64.7	60.8
Avg. Dist. to Rail [m]	1.5	0.5	0.4	1.0	2.4	1.1
Avg. Stride Freq. [Hz]	2.3	2.7	2.6	2.6	2.5	2.4
Avg. Stride Length [m]	3.5	7.0	7.4	7.2	6.9	6.6



[] Ranking at each section and finish
-:-:- No data available at this section
NA No data available

Horse/Jockey Name	IMMORTAL BLISS/Teagan Voorham
Finish Rank	5
Fastest Section Time (Section)	0:10.43 (L800)
Top Speed [km/h] (Section)	70.5 (L1000)
Race State	Finished



Morphettville-Professional-2025-05-10

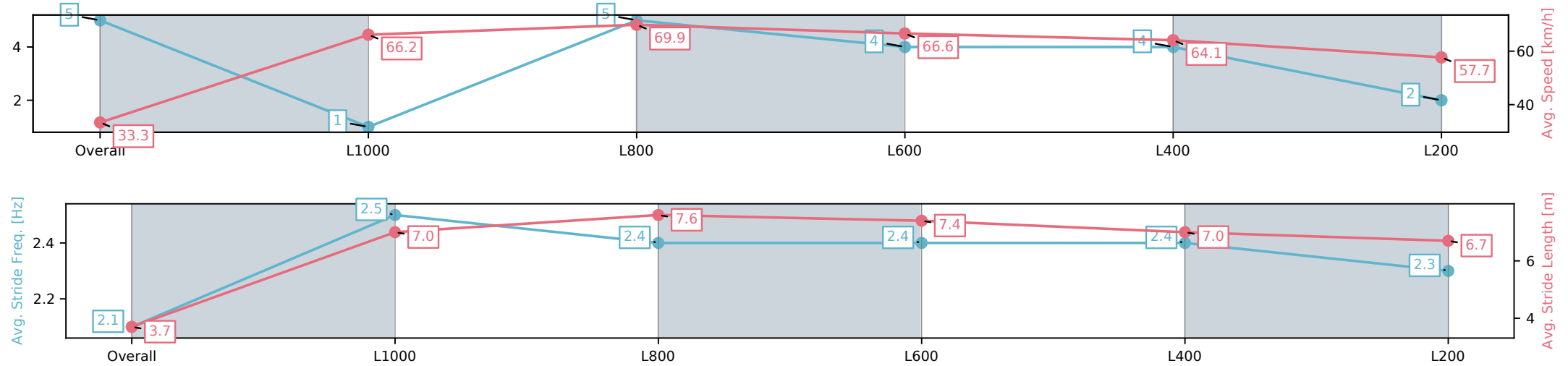
Race 2: Carbine Club of South Australia Inc. Handicap - 1050m

10 May 2025 - 12:26PM

Track Rating: Good 4, Weather: Fine, Rail Position: +6m 1200m-W/ Post, +2m



Section	Overall	L1000	L800	L600	L400	L200
Section Times	1:01.52[5] (0:05.43)	0:56.09[1] (0:10.88)	0:45.21[5] (0:10.43)	0:34.78[4] (0:11.00)	0:23.78[4] (0:11.28)	0:12.49[2] (0:12.49)
Average Speed [km/h]	33.3	66.2	69.9	66.6	64.1	57.7
Top Speed [km/h]	56.5	70.4	70.5	67.9	67.9	61.6
Avg. Dist. to Rail [m]	6.2	3.6	3.1	3.5	5.0	6.0
Avg. Stride Freq. [Hz]	2.1	2.5	2.4	2.4	2.4	2.3
Avg. Stride Length [m]	3.7	7.0	7.6	7.4	7.0	6.7



[] Ranking at each section and finish
-:-:- No data available at this section
NA No data available

Horse/Jockey Name	DREAMS FULFILLED/Jason Holder
Finish Rank	6
Fastest Section Time (Section)	0:10.32 (L800)
Top Speed [km/h] (Section)	70.3 (L1000)
Race State	Finished



Morphettville-Professional-2025-05-10

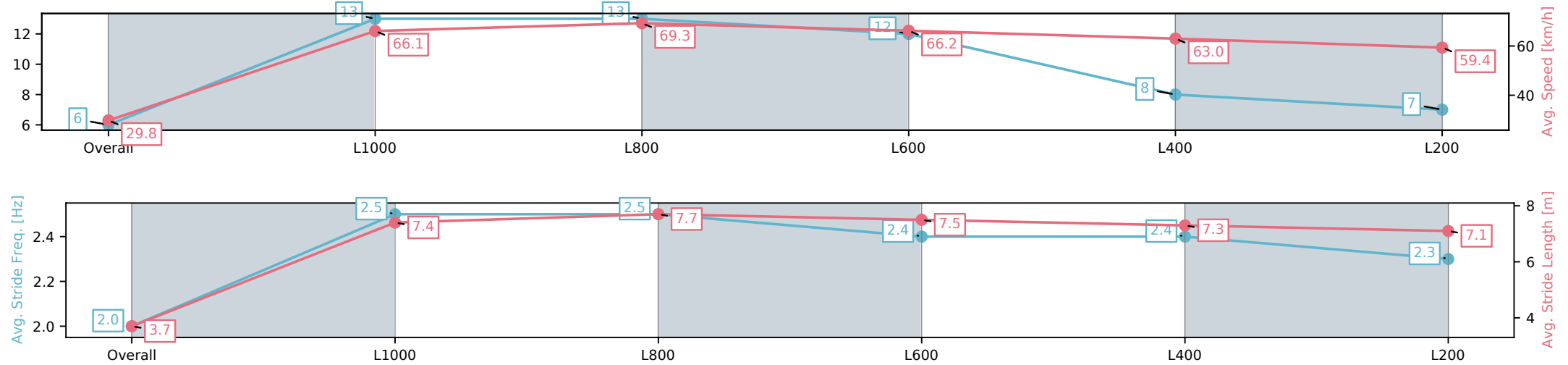
Race 2: Carbine Club of South Australia Inc. Handicap - 1050m

10 May 2025 - 12:26PM

Track Rating: Good 4, Weather: Fine, Rail Position: +6m 1200m-W/ Post, +2m



Section	Overall	L1000	L800	L600	L400	L200
Section Times	1:01.54[6] (0:06.04)	0:55.50[13] (0:10.90)	0:44.60[13] (0:10.32)	0:34.28[12] (0:10.75)	0:23.53[8] (0:11.41)	0:12.12[7] (0:12.12)
Average Speed [km/h]	29.8	66.1	69.3	66.2	63.0	59.4
Top Speed [km/h]	56.5	69.7	70.3	68.5	65.5	62.4
Avg. Dist. to Rail [m]	2.0	0.6	1.5	2.3	0.6	0.5
Avg. Stride Freq. [Hz]	2.0	2.5	2.5	2.4	2.4	2.3
Avg. Stride Length [m]	3.7	7.4	7.7	7.5	7.3	7.1



[] Ranking at each section and finish
-:-:- No data available at this section
NA No data available

Horse/Jockey Name	SAV ON ICE/Todd Pannell
Finish Rank	7
Fastest Section Time (Section)	0:10.77 (L800)
Top Speed [km/h] (Section)	70.7 (Overall)
Race State	Finished



Morphettville-Professional-2025-05-10

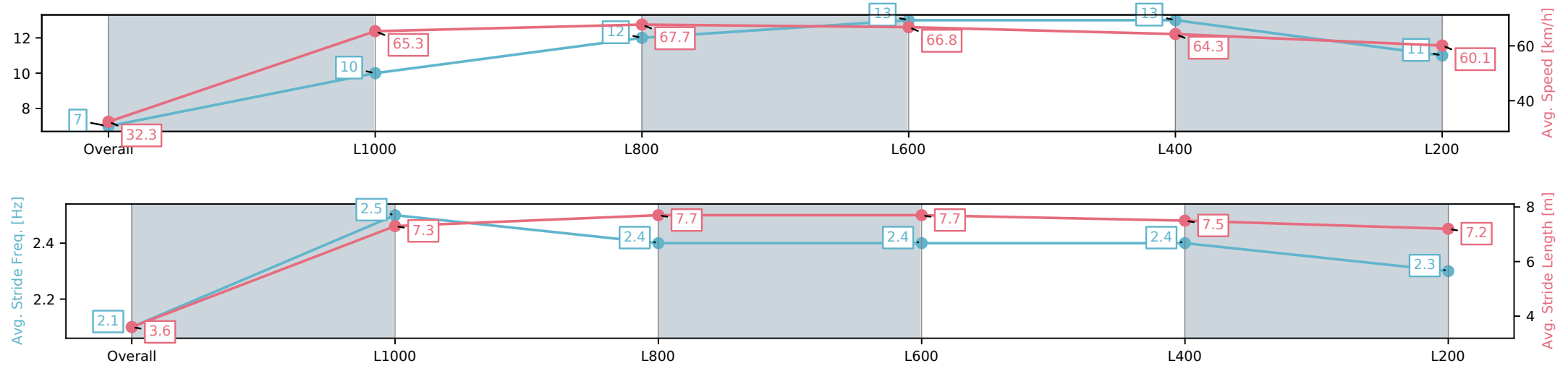
Race 2: Carbine Club of South Australia Inc. Handicap - 1050m

10 May 2025 - 12:26PM

Track Rating: Good 4, Weather: Fine, Rail Position: +6m 1200m-W/ Post, +2m



Section	Overall	L1000	L800	L600	L400	L200
Section Times	1:01.56[7] (0:05.59)	0:55.97[10] (0:11.03)	0:44.94[12] (0:10.77)	0:34.17[13] (0:10.94)	0:23.23[13] (0:11.27)	0:11.96[11] (0:11.96)
Average Speed [km/h]	32.3	65.3	67.7	66.8	64.3	60.1
Top Speed [km/h]	54.8	70.7	69.2	67.9	65.9	63.6
Avg. Dist. to Rail [m]	12.4	5.4	3.1	3.1	5.2	6.3
Avg. Stride Freq. [Hz]	2.1	2.5	2.4	2.4	2.4	2.3
Avg. Stride Length [m]	3.6	7.3	7.7	7.7	7.5	7.2



[] Ranking at each section and finish
-:-:- No data available at this section
NA No data available

Horse/Jockey Name	MADAM JEANETTE/Ben Price
Finish Rank	8
Fastest Section Time (Section)	0:10.61 (L800)
Top Speed [km/h] (Section)	69.4 (L1000)
Race State	Finished



Morphettville-Professional-2025-05-10

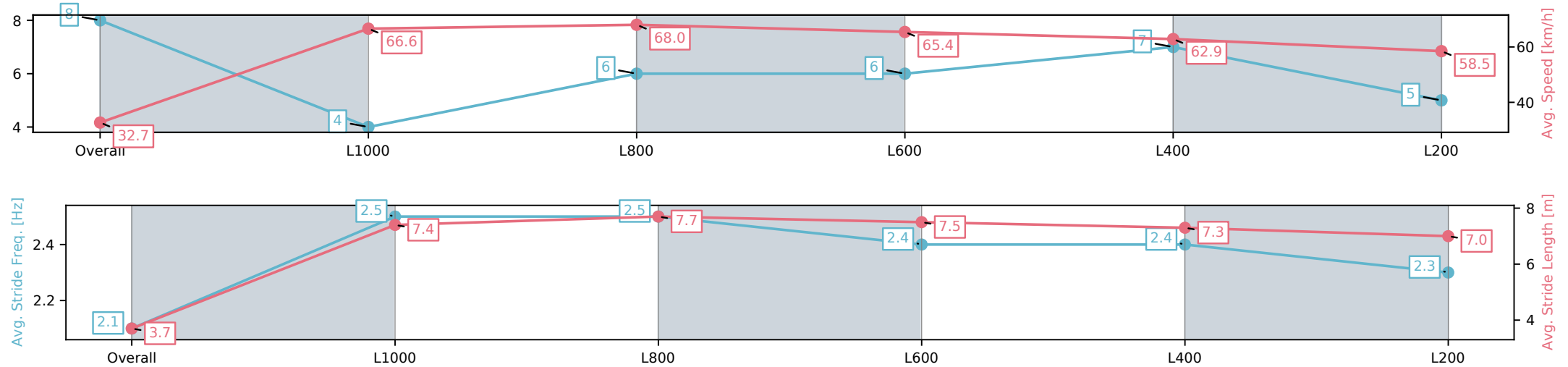
Race 2: Carbine Club of South Australia Inc. Handicap - 1050m

10 May 2025 - 12:26PM

Track Rating: Good 4, Weather: Fine, Rail Position: +6m 1200m-W/ Post, +2m



Section	Overall	L1000	L800	L600	L400	L200
Section Times	1:01.71[8] (0:05.52)	0:56.19[4] (0:10.81)	0:45.38[6] (0:10.61)	0:34.77[6] (0:11.00)	0:23.77[7] (0:11.45)	0:12.32[5] (0:12.32)
Average Speed [km/h]	32.7	66.6	68.0	65.4	62.9	58.5
Top Speed [km/h]	58.5	69.2	69.4	67.0	64.8	61.8
Avg. Dist. to Rail [m]	5.1	2.5	0.5	0.4	0.2	0.7
Avg. Stride Freq. [Hz]	2.1	2.5	2.5	2.4	2.4	2.3
Avg. Stride Length [m]	3.7	7.4	7.7	7.5	7.3	7.0



[] Ranking at each section and finish
-:-:- No data available at this section
NA No data available

Horse/Jockey Name	PRANCETHRULIFE/Taylor Johnstone
Finish Rank	9
Fastest Section Time (Section)	0:10.56 (L800)
Top Speed [km/h] (Section)	70.8 (Overall)
Race State	Finished



Morphettville-Professional-2025-05-10

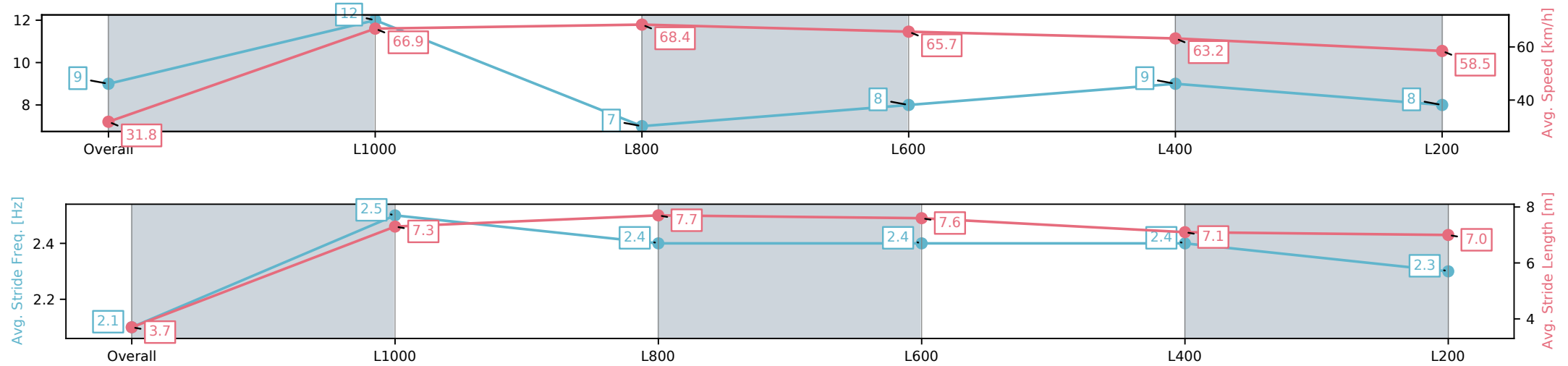
Race 2: Carbine Club of South Australia Inc. Handicap - 1050m

10 May 2025 - 12:26PM

Track Rating: Good 4, Weather: Fine, Rail Position: +6m 1200m-W/ Post, +2m



Section	Overall	L1000	L800	L600	L400	L200
Section Times	1:01.78[9] (0:05.67)	0:56.11[12] (0:10.77)	0:45.34[7] (0:10.56)	0:34.78[8] (0:11.01)	0:23.77[9] (0:11.47)	0:12.30[8] (0:12.30)
Average Speed [km/h]	31.8	66.9	68.4	65.7	63.2	58.5
Top Speed [km/h]	58.0	70.8	69.2	67.4	64.8	61.7
Avg. Dist. to Rail [m]	6.7	3.7	1.4	0.8	5.1	4.8
Avg. Stride Freq. [Hz]	2.1	2.5	2.4	2.4	2.4	2.3
Avg. Stride Length [m]	3.7	7.3	7.7	7.6	7.1	7.0



[] Ranking at each section and finish
-:-:- No data available at this section
NA No data available

Horse/Jockey Name	BLEAK MID WINTER/Jamie Melham
Finish Rank	10
Fastest Section Time (Section)	0:10.62 (L800)
Top Speed [km/h] (Section)	70.6 (Overall)
Race State	Finished



Morphettville-Professional-2025-05-10

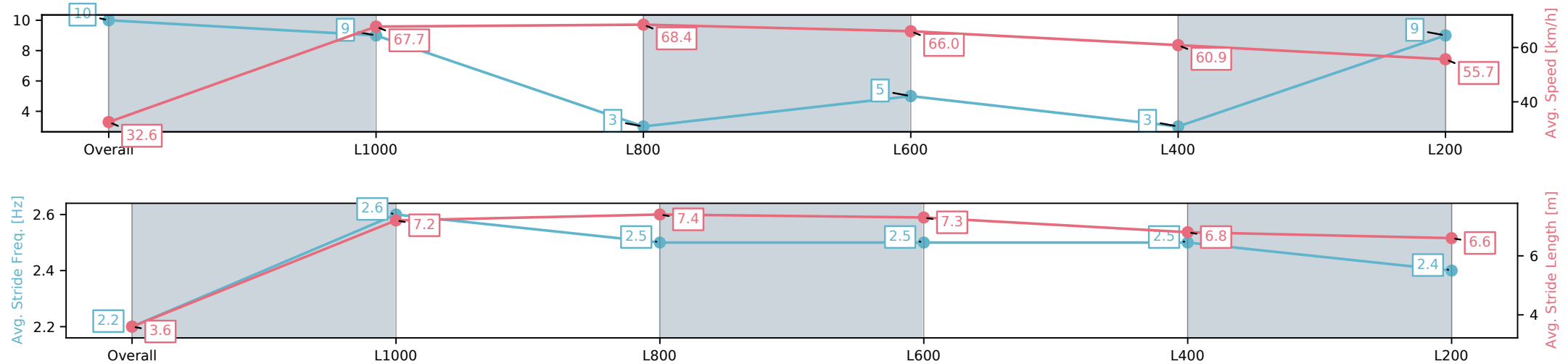
Race 2: Carbine Club of South Australia Inc. Handicap - 1050m

10 May 2025 - 12:26PM



Track Rating: Good 4, Weather: Fine, Rail Position: +6m 1200m-W/ Post, +2m

Section	Overall	L1000	L800	L600	L400	L200
Section Times	1:02.45[10] (0:05.56)	0:56.88[9] (0:10.64)	0:46.24[3] (0:10.62)	0:35.62[5] (0:10.88)	0:24.74[3] (0:11.80)	0:12.94[9] (0:12.94)
Average Speed [km/h]	32.6	67.7	68.4	66.0	60.9	55.7
Top Speed [km/h]	59.3	70.6	70.4	67.8	64.3	58.7
Avg. Dist. to Rail [m]	7.2	3.1	2.2	1.0	1.2	1.3
Avg. Stride Freq. [Hz]	2.2	2.6	2.5	2.5	2.5	2.4
Avg. Stride Length [m]	3.6	7.2	7.4	7.3	6.8	6.6



[] Ranking at each section and finish
-:-:- No data available at this section
NA No data available

Horse/Jockey Name	DAPPER DON/Rochelle Milnes
Finish Rank	11
Fastest Section Time (Section)	0:10.59 (L800)
Top Speed [km/h] (Section)	70.8 (L1000)
Race State	Finished



Morphettville-Professional-2025-05-10

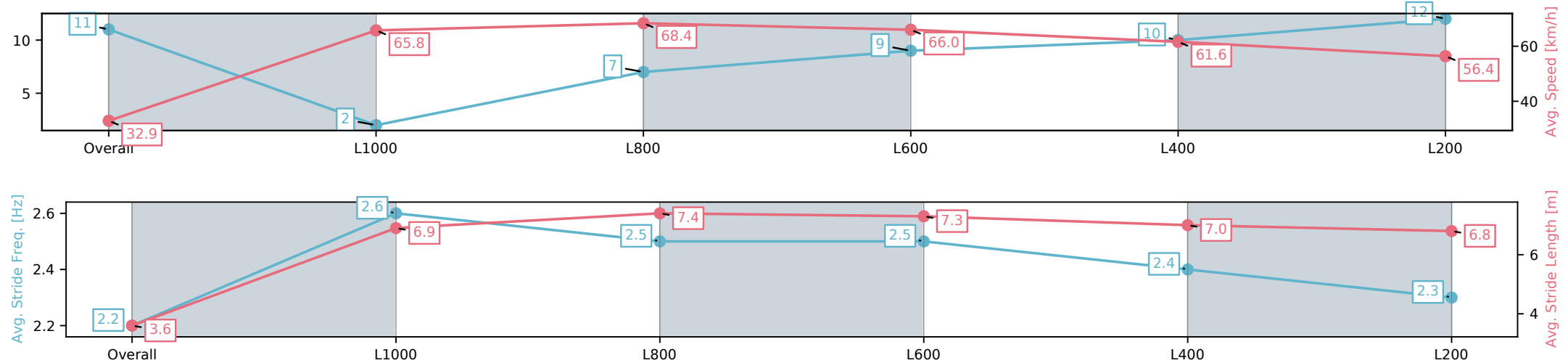
Race 2: Carbine Club of South Australia Inc. Handicap - 1050m

10 May 2025 - 12:26PM

Track Rating: Good 4, Weather: Fine, Rail Position: +6m 1200m-W/ Post, +2m



Section	Overall	L1000	L800	L600	L400	L200
Section Times	1:02.46[11] (0:05.47)	0:56.99[2] (0:10.97)	0:46.02[7] (0:10.59)	0:35.43[9] (0:11.00)	0:24.43[10] (0:11.69)	0:12.74[12] (0:12.74)
Average Speed [km/h]	32.9	65.8	68.4	66.0	61.6	56.4
Top Speed [km/h]	56.9	70.3	70.8	68.1	64.8	59.9
Avg. Dist. to Rail [m]	4.1	2.2	1.9	1.5	1.6	6.2
Avg. Stride Freq. [Hz]	2.2	2.6	2.5	2.5	2.4	2.3
Avg. Stride Length [m]	3.6	6.9	7.4	7.3	7.0	6.8



[] Ranking at each section and finish
-:-:- No data available at this section
NA No data available

Horse/Jockey Name	LA NARRADORA/Jordyn Weatherley
Finish Rank	12
Fastest Section Time (Section)	0:10.57 (L1000)
Top Speed [km/h] (Section)	71.0 (Overall)
Race State	Finished



Morphettville-Professional-2025-05-10

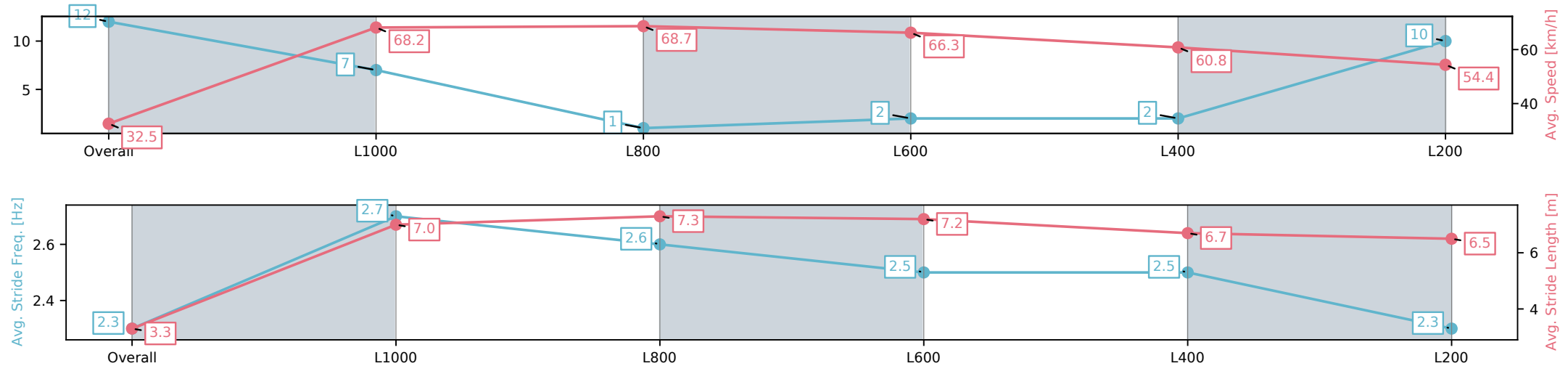
Race 2: Carbine Club of South Australia Inc. Handicap - 1050m

10 May 2025 - 12:26PM

Track Rating: Good 4, Weather: Fine, Rail Position: +6m 1200m-W/ Post, +2m



Section	Overall	L1000	L800	L600	L400	L200
Section Times	1:02.80[12] (0:05.54)	0:57.26[7] (0:10.57)	0:46.68[1] (0:10.59)	0:36.09[2] (0:10.98)	0:25.11[2] (0:11.87)	0:13.24[10] (0:13.24)
Average Speed [km/h]	32.5	68.2	68.7	66.3	60.8	54.4
Top Speed [km/h]	59.1	71.0	70.9	67.9	63.3	59.7
Avg. Dist. to Rail [m]	11.1	6.6	2.6	2.1	2.2	3.0
Avg. Stride Freq. [Hz]	2.3	2.7	2.6	2.5	2.5	2.3
Avg. Stride Length [m]	3.3	7.0	7.3	7.2	6.7	6.5



[] Ranking at each section and finish
-:-:- No data available at this section
NA No data available

Horse/Jockey Name	MYSTIC WONDER/Alana Kelly
Finish Rank	13
Fastest Section Time (Section)	0:10.49 (L800)
Top Speed [km/h] (Section)	70.8 (Overall)
Race State	Finished



Morphettville-Professional-2025-05-10

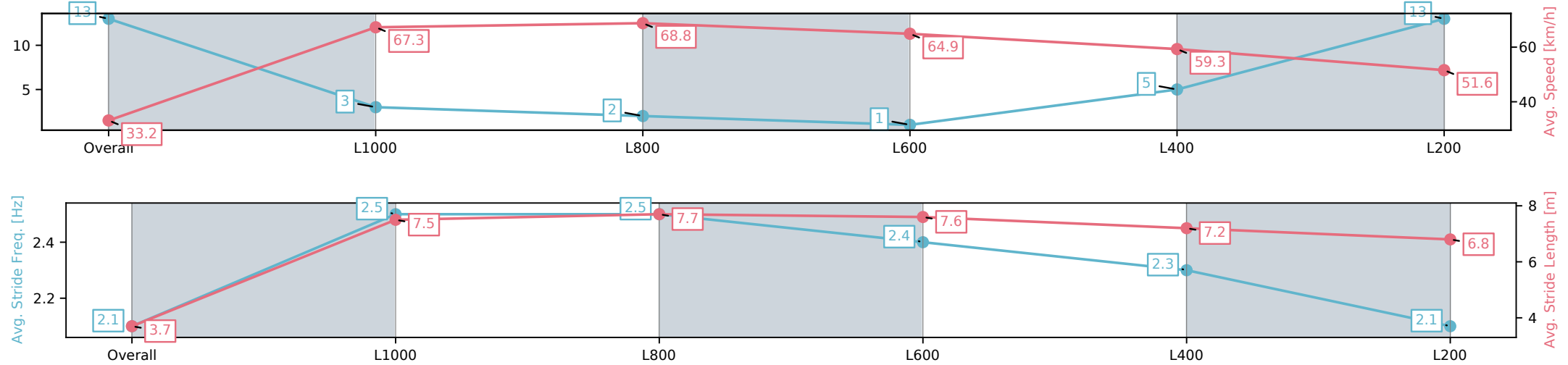
Race 2: Carbine Club of South Australia Inc. Handicap - 1050m

10 May 2025 - 12:26PM

Track Rating: Good 4, Weather: Fine, Rail Position: +6m 1200m-W/ Post, +2m



Section	Overall	L1000	L800	L600	L400	L200
Section Times	1:03.91[13] (0:05.48)	0:58.43[3] (0:10.69)	0:47.74[2] (0:10.49)	0:37.25[1] (0:11.13)	0:26.12[5] (0:12.18)	0:13.94[13] (0:13.94)
Average Speed [km/h]	33.2	67.3	68.8	64.9	59.3	51.6
Top Speed [km/h]	58.9	70.8	70.8	67.1	62.1	56.9
Avg. Dist. to Rail [m]	7.1	4.3	0.6	0.7	3.2	7.0
Avg. Stride Freq. [Hz]	2.1	2.5	2.5	2.4	2.3	2.1
Avg. Stride Length [m]	3.7	7.5	7.7	7.6	7.2	6.8



[] Ranking at each section and finish
-:-:- No data available at this section
NA No data available