



Morphettville SA

Race 9: Grand Syndicates Festival State Sprint Series Final - 1200m

03 May 2025 - 4:41PM

Track Rating: Good 4, Weather: Fine, Rail Position: +2m Entire; Sectional 602m



Section Field Times							Overall	L1000	L800	L600	L400	L200		
							1:09.13 (0:13.68)	0:55.45 (0:10.46)	0:44.99 (0:10.69)	0:34.30 (0:11.09)	0:23.21 (0:11.37)	0:11.84 (0:11.84)		
Position	#	Horse/Jockey	Barrier	Top Speed [km/h]	Fastest Section	First 400m							Margin	Distance Travelled From Winner [m]
1	16	DECLARED	1	68.9	0:10.53	0:24.34	1:09.13	0:55.32 [2]	0:44.79 [4]	0:33.92 [4]	0:22.80 [5]	0:11.54 [4]	1:09.13	
		Justin Potter		1200-1000	1000-800		(0:13.81)	(0:10.53)	(0:10.87)	(0:11.12)	(0:11.26)	(0:11.54)		
2	13	EROICA	2	68.5	0:10.63	0:24.51	1:09.14	0:55.26 [5]	0:44.63 [5]	0:33.71 [5]	0:22.83 [4]	0:11.82 [2]	0.05L	-1
		Rochelle Milnes		1200-1000	1000-800		(0:13.88)	(0:10.63)	(0:10.92)	(0:10.88)	(0:11.01)	(0:11.82)		
3	3	ZANTHRON	3	69.5	0:10.46	0:24.14	1:09.36	0:55.68 [1]	0:45.22 [1]	0:34.53 [1]	0:23.45 [1]	0:12.08 [1]	1.55L	-1
		Alan Lai		1200-1000	1000-800		(0:13.68)	(0:10.46)	(0:10.69)	(0:11.08)	(0:11.37)	(0:12.08)		
4	7	BEAUTY BOUND	4	69.7	0:10.41	0:24.22	1:09.53	0:55.72 [3]	0:45.31 [2]	0:34.57 [2]	0:23.48 [2]	0:12.06 [3]	2.69L	+2
		Taylor Johnstone		1200-1000	1000-800		(0:13.81)	(0:10.41)	(0:10.74)	(0:11.09)	(0:11.42)	(0:12.06)		
5	11	HAJRA	6	69.2	0:10.55	0:24.68	1:09.67	0:55.54 [8]	0:44.99 [7]	0:34.19 [7]	0:23.13 [8]	0:12.01 [6]	3.61L	+7
		Jessica Tzaferis		1200-1000	1000-800		(0:14.13)	(0:10.55)	(0:10.80)	(0:11.06)	(0:11.12)	(0:12.01)		
6	1	EASY CAMPESE	7	69.7	0:10.48	0:25.22	1:09.90	0:55.16 [14]	0:44.68 [14]	0:33.93 [14]	0:23.11 [12]	0:11.85 [12]	5.11L	+0
		John Allen		1200-1000	1000-800		(0:14.74)	(0:10.48)	(0:10.75)	(0:10.82)	(0:11.26)	(0:11.85)		
7	10	FREE BEER	5	69.4	0:10.48	0:24.70	1:09.91	0:55.69 [9]	0:45.21 [8]	0:34.34 [8]	0:23.45 [6]	0:12.12 [8]	5.21L	+4
		Margaret Collett		1200-1000	1000-800		(0:14.22)	(0:10.48)	(0:10.87)	(0:10.89)	(0:11.33)	(0:12.12)		
8	17	FOOTPRINTS	10	68.9	0:10.65	0:24.78	1:10.00	0:55.87 [7]	0:45.22 [9]	0:34.37 [9]	0:23.27 [11]	0:12.04 [9]	5.77L	+6
		Caitlin Tootell		1000-800	1000-800		(0:14.13)	(0:10.65)	(0:10.85)	(0:11.10)	(0:11.23)	(0:12.04)		
9	9	ALCANNABIE	9	69.8	0:10.52	0:24.56	1:10.01	0:55.97 [6]	0:45.45 [6]	0:34.55 [6]	0:23.55 [6]	0:12.36 [5]	5.88L	+7
		Ben Price		1200-1000	1000-800		(0:14.04)	(0:10.52)	(0:10.90)	(0:11.00)	(0:11.19)	(0:12.36)		
10	14	BUBBLE OVER	8	68.7	0:10.57	0:25.32	1:10.06	0:55.32 [14]	0:44.74 [15]	0:33.95 [15]	0:23.16 [14]	0:11.97 [13]	6.21L	+2
		Teagan Voorham		1200-1000	1000-800		(0:14.74)	(0:10.57)	(0:10.79)	(0:10.79)	(0:11.19)	(0:11.97)		

Scratched: Delightful Shecky (#5), Suzido (#8)

Report Created: Sat 03 May 2025 17:31:20 GMT+10 (Note: Timing is based on positional data)

Page 1/17

[] Position in running at each section and finish
-:-:- No data available at this section
NA No data available
█ Background shading for fastest section

Saddle cloth number
DNF Did not finish
DNT Did not track



Morphettville SA

Race 9: Grand Syndicates Festival State Sprint Series Final - 1200m

03 May 2025 - 4:41PM

Track Rating: Good 4, Weather: Fine, Rail Position: +2m Entire; Sectional 602m



Section Field Times							Overall	L1000	L800	L600	L400	L200		
							1:09.13 (0:13.68)	0:55.45 (0:10.46)	0:44.99 (0:10.69)	0:34.30 (0:11.09)	0:23.21 (0:11.37)	0:11.84 (0:11.84)		
Position	#	Horse/Jockey	Barrier	Top Speed [km/h]	Fastest Section	First 400m							Margin	Distance Travelled From Winner [m]
11	2	DUAL PRESSURE	15	70.5	0:10.56	0:25.04	1:10.07	0:55.60 [12]	0:45.03 [10]	0:34.32 [10]	0:23.36 [10]	0:12.07 [11]	6.28L	+10
		Jason Holder		1000-800	1000-800		(0:14.47)	(0:10.56)	(0:10.71)	(0:10.96)	(0:11.28)	(0:12.07)		
12	6	AIGUILLETTE	11	69.1	0:10.60	0:25.04	1:10.22	0:55.78 [11]	0:45.18 [11]	0:34.40 [11]	0:23.56 [9]	0:12.24 [10]	7.26L	+5
		Daniel Moor		1200-1000	1000-800		(0:14.44)	(0:10.60)	(0:10.78)	(0:10.84)	(0:11.32)	(0:12.24)		
13	12	WAKANJEJA	14	68.8	0:10.59	0:25.16	1:10.27	0:55.70 [13]	0:45.11 [13]	0:34.31 [13]	0:23.41 [13]	0:12.14 [14]	7.62L	+9
		Hannah Edgley		1200-1000	1000-800		(0:14.56)	(0:10.59)	(0:10.80)	(0:10.90)	(0:11.27)	(0:12.14)		
14	15	CORK HARBOUR	13	69.8	0:10.37	0:24.22	1:10.28	0:56.43 [4]	0:46.06 [3]	0:35.27 [3]	0:24.15 [3]	0:12.55 [7]	7.66L	+4
		Felicity Atkinson		1200-1000	1000-800		(0:13.85)	(0:10.37)	(0:10.79)	(0:11.12)	(0:11.60)	(0:12.55)		
15	4	THREE RINGS	12	68.0	0:10.68	0:25.09	1:10.29	0:55.88 [10]	0:45.20 [12]	0:34.35 [12]	0:23.36 [15]	0:12.01 [15]	7.75L	+7
		Lachlan Neindorf		1000-800	1000-800		(0:14.41)	(0:10.68)	(0:10.85)	(0:10.99)	(0:11.35)	(0:12.01)		

Scratched: Delightful Shecky (#5), Suzido (#8)

Horse/Jockey Name	DECLARED/Justin Potter
Finish Rank	1
Fastest Section Time (Section)	0:10.53 (L1000)
Top Speed [km/h] (Section)	68.9 (Overall)
Race State	Finished



Morphettville SA - Professional

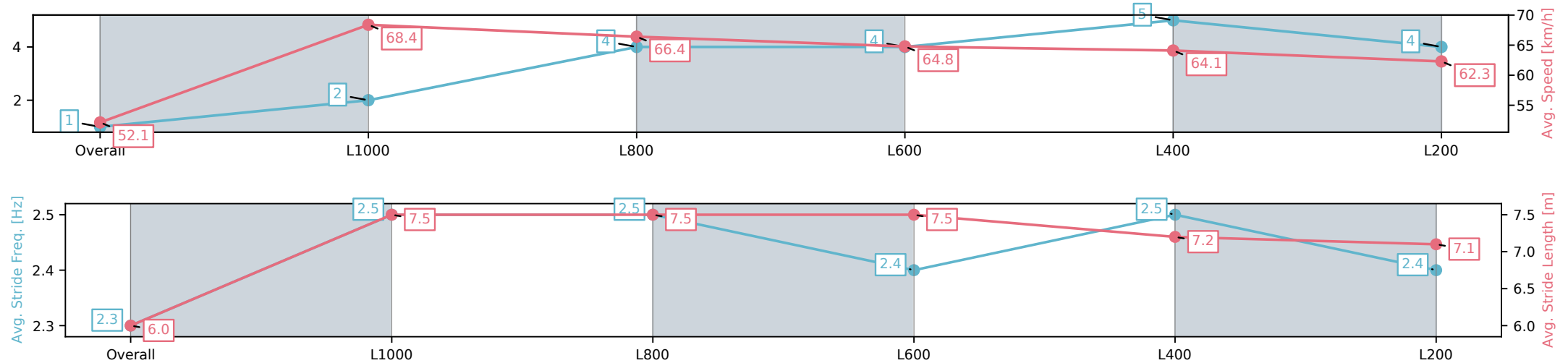
Race 9: Grand Syndicates Festival State Sprint Series Final
- 1200m

03 May 2025 - 4:41PM

Track Rating: Good 4, Weather: Fine, Rail Position: +2m Entire;
Sectional 602m



Section	Overall	L1000	L800	L600	L400	L200
Section Times	1:09.13[1] (0:13.81)	0:55.32[2] (0:10.53)	0:44.79[4] (0:10.87)	0:33.92[4] (0:11.12)	0:22.80[5] (0:11.26)	0:11.54[4] (0:11.54)
Average Speed [km/h]	52.1	68.4	66.4	64.8	64.1	62.3
Top Speed [km/h]	67.2	68.9	67.6	66.4	64.9	64.8
Avg. Dist. to Rail [m]	2.2	0.5	0.7	0.5	2.0	6.5
Avg. Stride Freq. [Hz]	2.3	2.5	2.5	2.4	2.5	2.4
Avg. Stride Length [m]	6.0	7.5	7.5	7.5	7.2	7.1



[] Ranking at each section and finish
-:-:- No data available at this section
NA No data available

Horse/Jockey Name	EROICA/Rochelle Milnes
Finish Rank	2
Fastest Section Time (Section)	0:10.63 (L1000)
Top Speed [km/h] (Section)	68.5 (Overall)
Race State	Finished



Morphettville SA - Professional

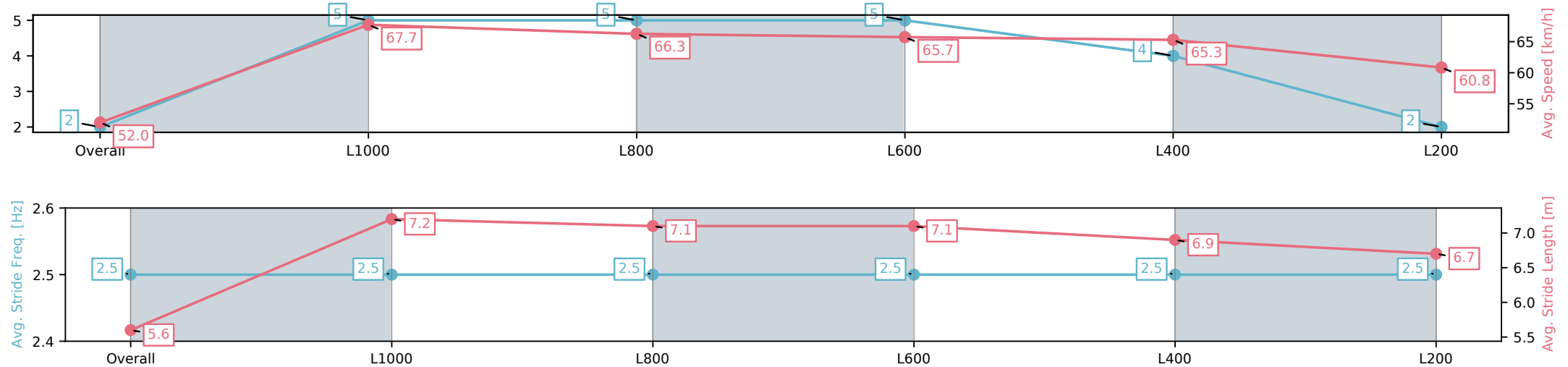
Race 9: Grand Syndicates Festival State Sprint Series Final
- 1200m

03 May 2025 - 4:41PM

Track Rating: Good 4, Weather: Fine, Rail Position: +2m Entire;
Sectional 602m



Section	Overall	L1000	L800	L600	L400	L200
Section Times	1:09.14[2] (0:13.88)	0:55.26[5] (0:10.63)	0:44.63[5] (0:10.92)	0:33.71[5] (0:10.88)	0:22.83[4] (0:11.01)	0:11.82[2] (0:11.82)
Average Speed [km/h]	52.0	67.7	66.3	65.7	65.3	60.8
Top Speed [km/h]	65.8	68.5	66.7	66.6	67.8	64.1
Avg. Dist. to Rail [m]	3.7	3.5	2.1	1.4	1.7	6.1
Avg. Stride Freq. [Hz]	2.5	2.5	2.5	2.5	2.5	2.5
Avg. Stride Length [m]	5.6	7.2	7.1	7.1	6.9	6.7



[] Ranking at each section and finish
-:-:- No data available at this section
NA No data available

Horse/Jockey Name	ZANTHRON/Alan Lai
Finish Rank	3
Fastest Section Time (Section)	0:10.46 (L1000)
Top Speed [km/h] (Section)	69.5 (Overall)
Race State	Finished



Morphettville SA - Professional

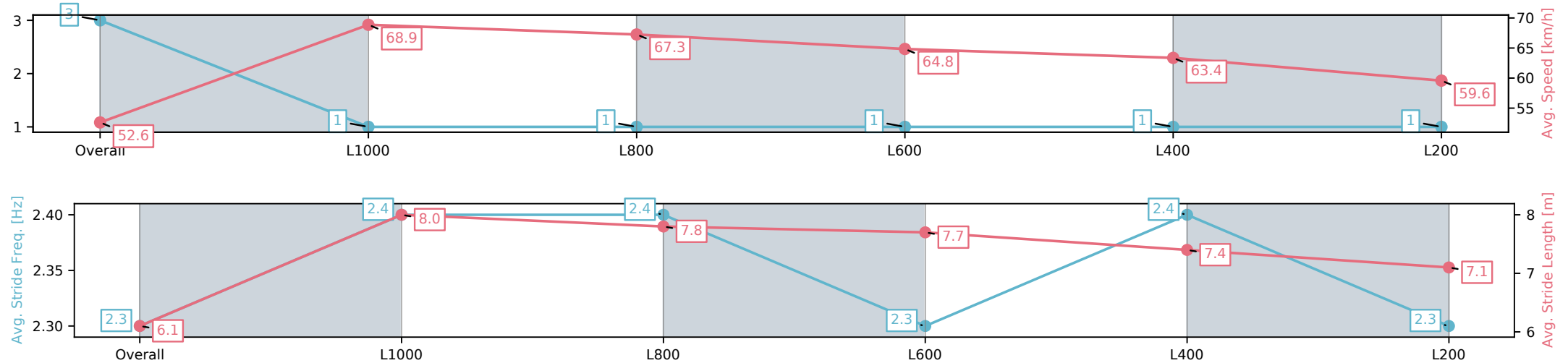
Race 9: Grand Syndicates Festival State Sprint Series Final
- 1200m

03 May 2025 - 4:41PM

Track Rating: Good 4, Weather: Fine, Rail Position: +2m Entire;
Sectional 602m



Section	Overall	L1000	L800	L600	L400	L200
Section Times	1:09.36[3] (0:13.68)	0:55.68[1] (0:10.46)	0:45.22[1] (0:10.69)	0:34.53[1] (0:11.08)	0:23.45[1] (0:11.37)	0:12.08[1] (0:12.08)
Average Speed [km/h]	52.6	68.9	67.3	64.8	63.4	59.6
Top Speed [km/h]	68.5	69.5	69.2	65.7	64.3	62.7
Avg. Dist. to Rail [m]	3.2	1.0	0.3	0.6	1.4	4.9
Avg. Stride Freq. [Hz]	2.3	2.4	2.4	2.3	2.4	2.3
Avg. Stride Length [m]	6.1	8.0	7.8	7.7	7.4	7.1



[] Ranking at each section and finish
-:-:- No data available at this section
NA No data available

Horse/Jockey Name	BEAUTY BOUND/Taylor Johnstone
Finish Rank	4
Fastest Section Time (Section)	0:10.41 (L1000)
Top Speed [km/h] (Section)	69.7 (Overall)
Race State	Finished



Morphettville SA - Professional

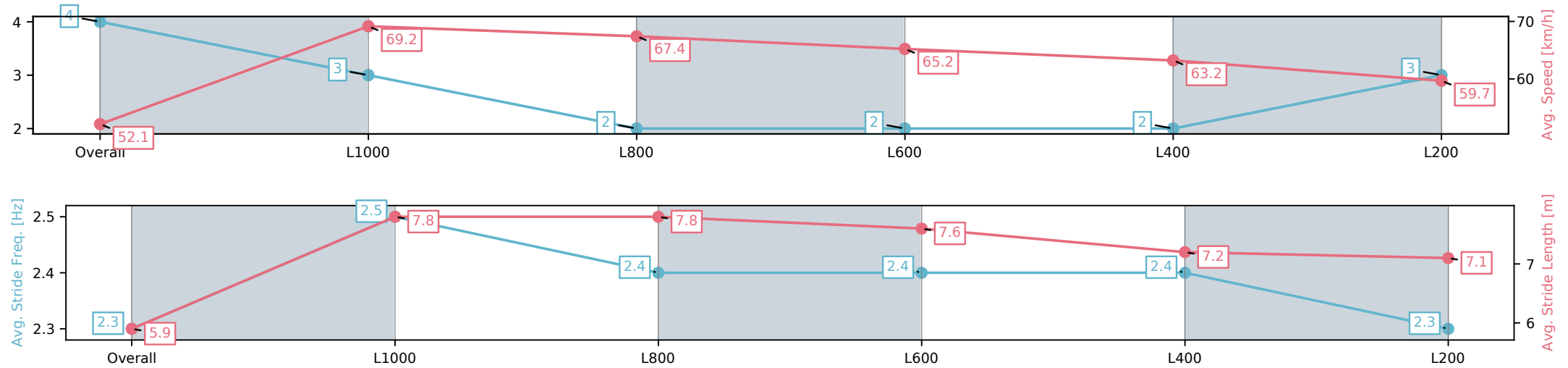
Race 9: Grand Syndicates Festival State Sprint Series Final
- 1200m

03 May 2025 - 4:41PM

Track Rating: Good 4, Weather: Fine, Rail Position: +2m Entire;
Sectional 602m



Section	Overall	L1000	L800	L600	L400	L200
Section Times	1:09.53[4] (0:13.81)	0:55.72[3] (0:10.41)	0:45.31[2] (0:10.74)	0:34.57[2] (0:11.09)	0:23.48[2] (0:11.42)	0:12.06[3] (0:12.06)
Average Speed [km/h]	52.1	69.2	67.4	65.2	63.2	59.7
Top Speed [km/h]	68.2	69.7	68.1	66.1	64.3	62.2
Avg. Dist. to Rail [m]	5.3	2.9	1.6	0.8	3.5	6.8
Avg. Stride Freq. [Hz]	2.3	2.5	2.4	2.4	2.4	2.3
Avg. Stride Length [m]	5.9	7.8	7.8	7.6	7.2	7.1



[] Ranking at each section and finish
-:-:- No data available at this section
NA No data available

Horse/Jockey Name	HAJRA/Jessica Tzaferis
Finish Rank	5
Fastest Section Time (Section)	0:10.55 (L1000)
Top Speed [km/h] (Section)	69.2 (Overall)
Race State	Finished



Morphettville SA - Professional

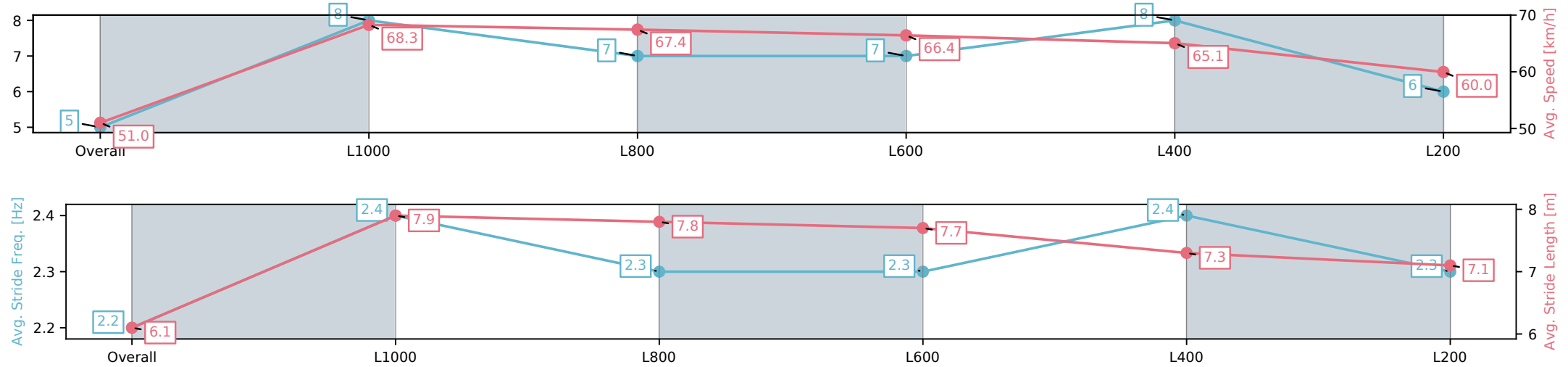
Race 9: Grand Syndicates Festival State Sprint Series Final
- 1200m

03 May 2025 - 4:41PM

Track Rating: Good 4, Weather: Fine, Rail Position: +2m Entire;
Sectional 602m



Section	Overall	L1000	L800	L600	L400	L200
Section Times	1:09.67[5] (0:14.13)	0:55.54[8] (0:10.55)	0:44.99[7] (0:10.80)	0:34.19[7] (0:11.06)	0:23.13[8] (0:11.12)	0:12.01[6] (0:12.01)
Average Speed [km/h]	51.0	68.3	67.4	66.4	65.1	60.0
Top Speed [km/h]	68.1	69.2	68.9	68.7	68.0	62.6
Avg. Dist. to Rail [m]	4.9	2.6	3.3	4.0	3.0	4.3
Avg. Stride Freq. [Hz]	2.2	2.4	2.3	2.3	2.4	2.3
Avg. Stride Length [m]	6.1	7.9	7.8	7.7	7.3	7.1



[] Ranking at each section and finish
-:-:- No data available at this section
NA No data available

Horse/Jockey Name	EASY CAMPESE/John Allen
Finish Rank	6
Fastest Section Time (Section)	0:10.48 (L1000)
Top Speed [km/h] (Section)	69.7 (Overall)
Race State	Finished



Morphettville SA - Professional

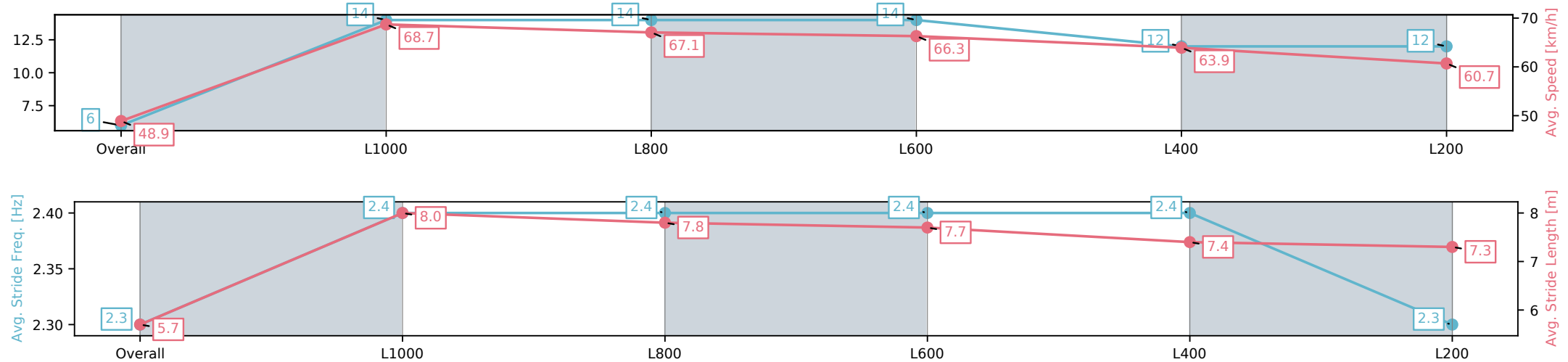
Race 9: Grand Syndicates Festival State Sprint Series Final
- 1200m

03 May 2025 - 4:41PM

Track Rating: Good 4, Weather: Fine, Rail Position: +2m Entire;
Sectional 602m



Section	Overall	L1000	L800	L600	L400	L200
Section Times	1:09.90[6] (0:14.74)	0:55.16[14] (0:10.48)	0:44.68[14] (0:10.75)	0:33.93[14] (0:10.82)	0:23.11[12] (0:11.26)	0:11.85[12] (0:11.85)
Average Speed [km/h]	48.9	68.7	67.1	66.3	63.9	60.7
Top Speed [km/h]	68.3	69.7	68.0	67.2	64.9	63.4
Avg. Dist. to Rail [m]	5.5	1.4	0.9	0.9	1.5	5.5
Avg. Stride Freq. [Hz]	2.3	2.4	2.4	2.4	2.4	2.3
Avg. Stride Length [m]	5.7	8.0	7.8	7.7	7.4	7.3



[] Ranking at each section and finish
-:-:- No data available at this section
NA No data available

Horse/Jockey Name	FREE BEER/Margaret Collett
Finish Rank	7
Fastest Section Time (Section)	0:10.48 (L1000)
Top Speed [km/h] (Section)	69.4 (Overall)
Race State	Finished



Morphettville SA - Professional

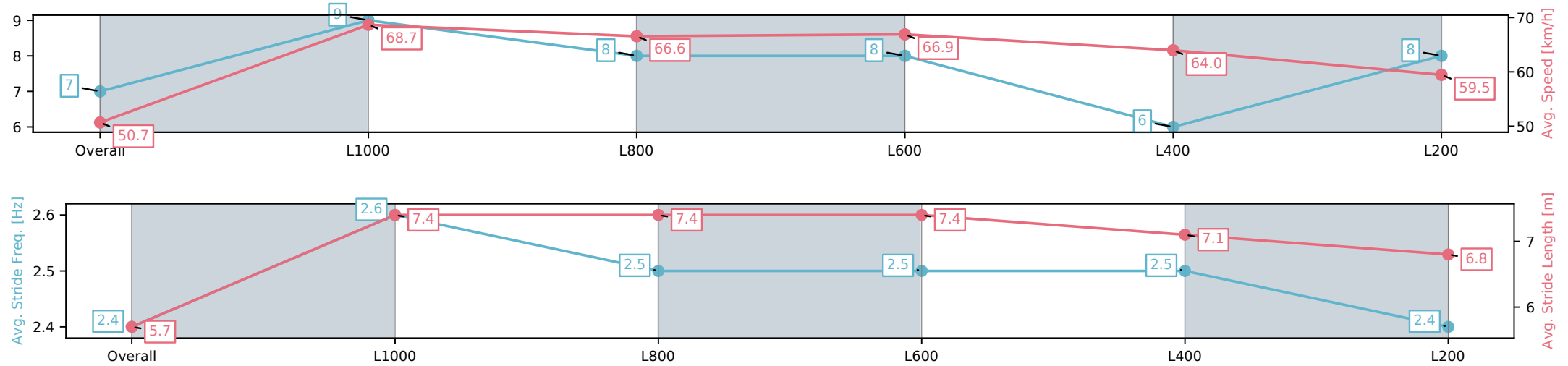
Race 9: Grand Syndicates Festival State Sprint Series Final
- 1200m

03 May 2025 - 4:41PM

Track Rating: Good 4, Weather: Fine, Rail Position: +2m Entire;
Sectional 602m



Section	Overall	L1000	L800	L600	L400	L200
Section Times	1:09.91[7] (0:14.22)	0:55.69[9] (0:10.48)	0:45.21[8] (0:10.87)	0:34.34[8] (0:10.89)	0:23.45[6] (0:11.33)	0:12.12[8] (0:12.12)
Average Speed [km/h]	50.7	68.7	66.6	66.9	64.0	59.5
Top Speed [km/h]	69.3	69.4	68.3	68.3	66.2	61.9
Avg. Dist. to Rail [m]	4.8	1.9	1.2	2.2	6.7	12.1
Avg. Stride Freq. [Hz]	2.4	2.6	2.5	2.5	2.5	2.4
Avg. Stride Length [m]	5.7	7.4	7.4	7.4	7.1	6.8



[] Ranking at each section and finish
-:-:- No data available at this section
NA No data available

Horse/Jockey Name	FOOTPRINTS/Caitlin Tootell
Finish Rank	8
Fastest Section Time (Section)	0:10.65 (L1000)
Top Speed [km/h] (Section)	68.9 (L1000)
Race State	Finished



Morphettville SA - Professional

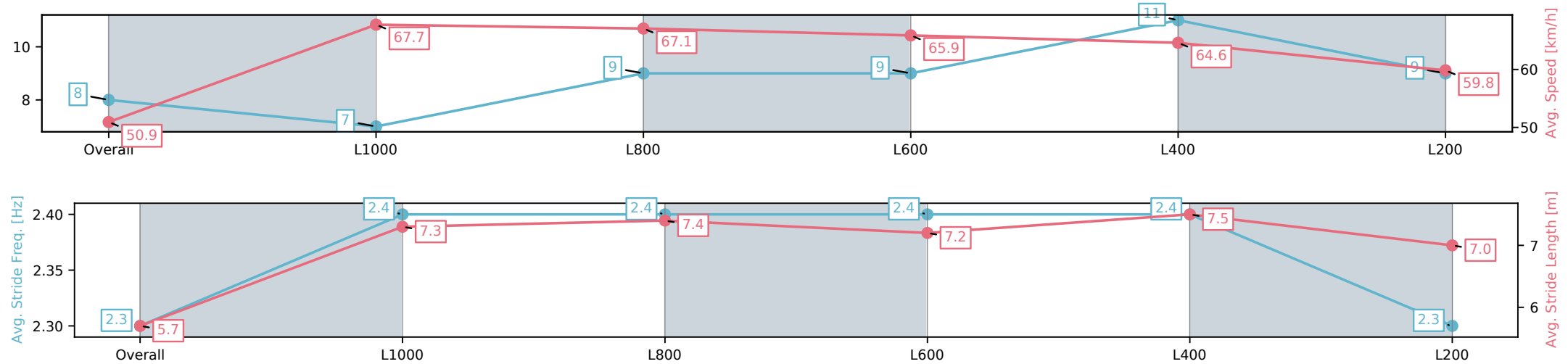
Race 9: Grand Syndicates Festival State Sprint Series Final
- 1200m

03 May 2025 - 4:41PM

Track Rating: Good 4, Weather: Fine, Rail Position: +2m Entire;
Sectional 602m



Section	Overall	L1000	L800	L600	L400	L200
Section Times	1:10.00[8] (0:14.13)	0:55.87[7] (0:10.65)	0:45.22[9] (0:10.85)	0:34.37[9] (0:11.10)	0:23.27[11] (0:11.23)	0:12.04[9] (0:12.04)
Average Speed [km/h]	50.9	67.7	67.1	65.9	64.6	59.8
Top Speed [km/h]	67.1	68.8	68.9	66.5	65.7	63.0
Avg. Dist. to Rail [m]	9.4	4.1	3.2	3.0	6.0	9.9
Avg. Stride Freq. [Hz]	2.3	2.4	2.4	2.4	2.4	2.3
Avg. Stride Length [m]	5.7	7.3	7.4	7.2	7.5	7.0



[] Ranking at each section and finish
-:-:- No data available at this section
NA No data available

Horse/Jockey Name	ALCANNABIE/Ben Price
Finish Rank	9
Fastest Section Time (Section)	0:10.52 (L1000)
Top Speed [km/h] (Section)	69.8 (Overall)
Race State	Finished



Morphettville SA - Professional

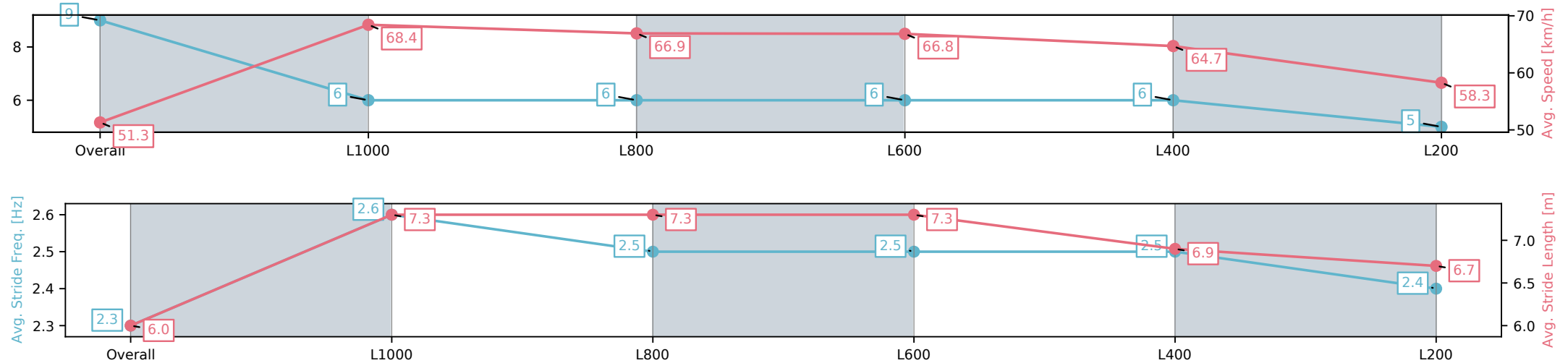
Race 9: Grand Syndicates Festival State Sprint Series Final
- 1200m

03 May 2025 - 4:41PM

Track Rating: Good 4, Weather: Fine, Rail Position: +2m Entire;
Sectional 602m



Section	Overall	L1000	L800	L600	L400	L200
Section Times	1:10.01[9] (0:14.04)	0:55.97[6] (0:10.52)	0:45.45[6] (0:10.90)	0:34.55[6] (0:11.00)	0:23.55[6] (0:11.19)	0:12.36[5] (0:12.36)
Average Speed [km/h]	51.3	68.4	66.9	66.8	64.7	58.3
Top Speed [km/h]	68.7	69.8	68.2	69.0	66.8	62.0
Avg. Dist. to Rail [m]	8.4	5.1	3.8	3.9	5.6	11.8
Avg. Stride Freq. [Hz]	2.3	2.6	2.5	2.5	2.5	2.4
Avg. Stride Length [m]	6.0	7.3	7.3	7.3	6.9	6.7



[] Ranking at each section and finish
-:-:- No data available at this section
NA No data available

Horse/Jockey Name	BUBBLE OVER/Teagan Voorham
Finish Rank	10
Fastest Section Time (Section)	0:10.57 (L1000)
Top Speed [km/h] (Section)	68.7 (Overall)
Race State	Finished



Morphettville SA - Professional

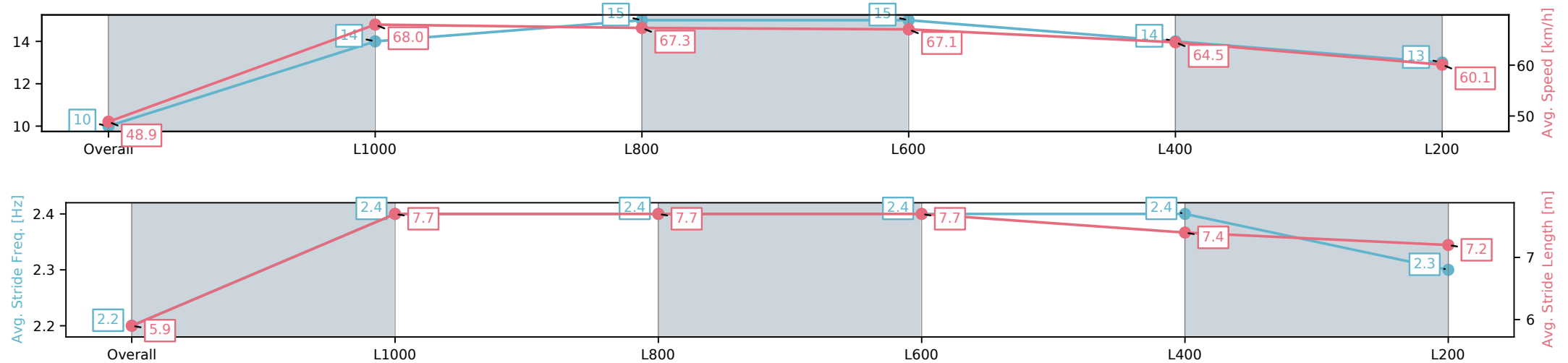
Race 9: Grand Syndicates Festival State Sprint Series Final
- 1200m

03 May 2025 - 4:41PM

Track Rating: Good 4, Weather: Fine, Rail Position: +2m Entire;
Sectional 602m



Section	Overall	L1000	L800	L600	L400	L200
Section Times	1:10.06[10] (0:14.74)	0:55.32[14] (0:10.57)	0:44.74[15] (0:10.79)	0:33.95[15] (0:10.79)	0:23.16[14] (0:11.19)	0:11.97[13] (0:11.97)
Average Speed [km/h]	48.9	68.0	67.3	67.1	64.5	60.1
Top Speed [km/h]	68.0	68.7	68.1	68.5	66.5	63.2
Avg. Dist. to Rail [m]	6.5	2.2	2.1	1.0	2.9	5.4
Avg. Stride Freq. [Hz]	2.2	2.4	2.4	2.4	2.4	2.3
Avg. Stride Length [m]	5.9	7.7	7.7	7.7	7.4	7.2



[] Ranking at each section and finish
-:-:- No data available at this section
NA No data available

Horse/Jockey Name	DUAL PRESSURE/Jason Holder
Finish Rank	11
Fastest Section Time (Section)	0:10.56 (L1000)
Top Speed [km/h] (Section)	70.5 (L1000)
Race State	Finished



Morphettville SA - Professional

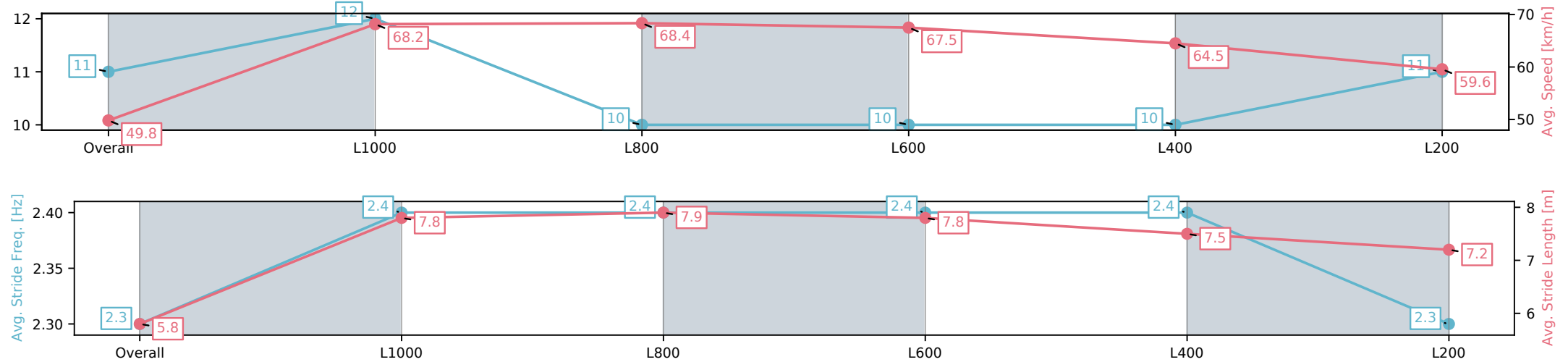
Race 9: Grand Syndicates Festival State Sprint Series Final
- 1200m

03 May 2025 - 4:41PM

Track Rating: Good 4, Weather: Fine, Rail Position: +2m Entire;
Sectional 602m



Section	Overall	L1000	L800	L600	L400	L200
Section Times	1:10.07[11] (0:14.47)	0:55.60[12] (0:10.56)	0:45.03[10] (0:10.71)	0:34.32[10] (0:10.96)	0:23.36[10] (0:11.28)	0:12.07[11] (0:12.07)
Average Speed [km/h]	49.8	68.2	68.4	67.5	64.5	59.6
Top Speed [km/h]	66.4	69.0	70.5	67.8	66.3	62.5
Avg. Dist. to Rail [m]	12.6	5.3	4.5	5.2	9.0	14.1
Avg. Stride Freq. [Hz]	2.3	2.4	2.4	2.4	2.4	2.3
Avg. Stride Length [m]	5.8	7.8	7.9	7.8	7.5	7.2



[] Ranking at each section and finish
-:-:- No data available at this section
NA No data available

Horse/Jockey Name	AIGUILLETTE/Daniel Moor
Finish Rank	12
Fastest Section Time (Section)	0:10.60 (L1000)
Top Speed [km/h] (Section)	69.1 (Overall)
Race State	Finished



Morphettville SA - Professional

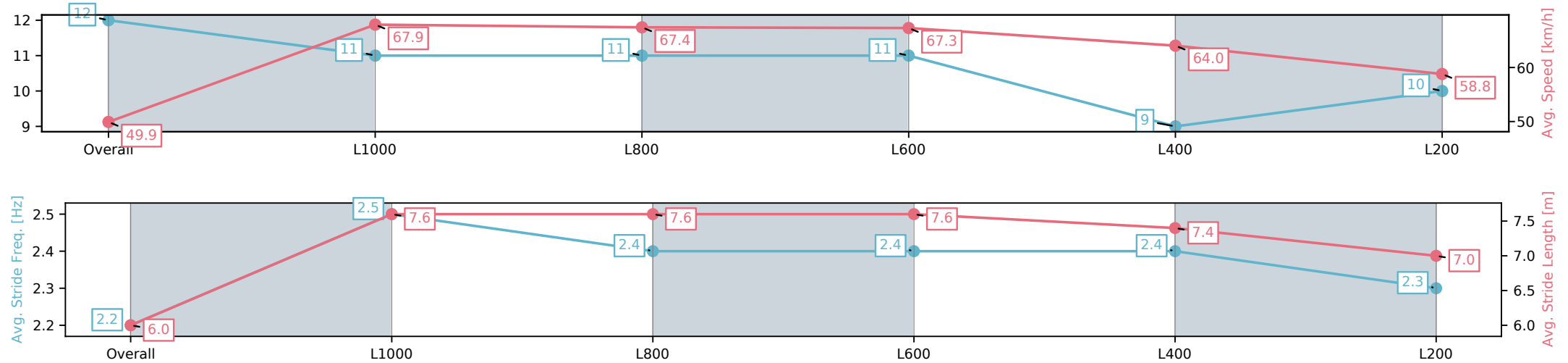
Race 9: Grand Syndicates Festival State Sprint Series Final
- 1200m

03 May 2025 - 4:41PM

Track Rating: Good 4, Weather: Fine, Rail Position: +2m Entire;
Sectional 602m



Section	Overall	L1000	L800	L600	L400	L200
Section Times	1:10.22[12] (0:14.44)	0:55.78[11] (0:10.60)	0:45.18[11] (0:10.78)	0:34.40[11] (0:10.84)	0:23.56[9] (0:11.32)	0:12.24[10] (0:12.24)
Average Speed [km/h]	49.9	67.9	67.4	67.3	64.0	58.8
Top Speed [km/h]	67.3	69.1	67.7	68.7	65.4	62.5
Avg. Dist. to Rail [m]	8.5	3.5	2.3	2.8	5.5	8.6
Avg. Stride Freq. [Hz]	2.2	2.5	2.4	2.4	2.4	2.3
Avg. Stride Length [m]	6.0	7.6	7.6	7.6	7.4	7.0



[] Ranking at each section and finish
-:-:- No data available at this section
NA No data available

Horse/Jockey Name	WAKANJEJA/Hannah Edgley
Finish Rank	13
Fastest Section Time (Section)	0:10.59 (L1000)
Top Speed [km/h] (Section)	68.8 (Overall)
Race State	Finished



Morphettville SA - Professional

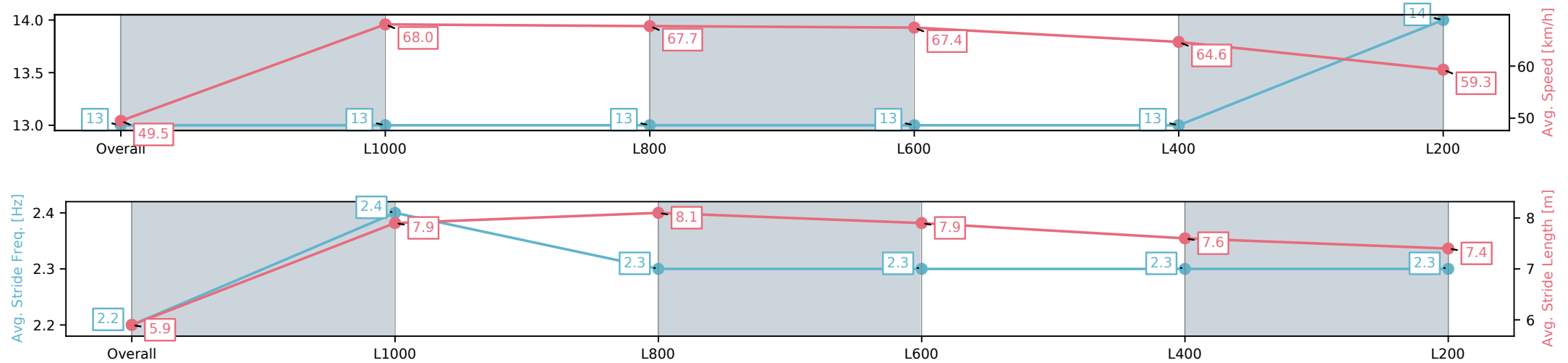
Race 9: Grand Syndicates Festival State Sprint Series Final
- 1200m

03 May 2025 - 4:41PM

Track Rating: Good 4, Weather: Fine, Rail Position: +2m Entire;
Sectional 602m



Section	Overall	L1000	L800	L600	L400	L200
Section Times	1:10.27[13] (0:14.56)	0:55.70[13] (0:10.59)	0:45.11[13] (0:10.80)	0:34.31[13] (0:10.90)	0:23.41[13] (0:11.27)	0:12.14[14] (0:12.14)
Average Speed [km/h]	49.5	68.0	67.7	67.4	64.6	59.3
Top Speed [km/h]	66.6	68.8	68.5	68.0	66.4	63.2
Avg. Dist. to Rail [m]	11.9	4.4	4.0	4.1	9.2	15.1
Avg. Stride Freq. [Hz]	2.2	2.4	2.3	2.3	2.3	2.3
Avg. Stride Length [m]	5.9	7.9	8.1	7.9	7.6	7.4



[] Ranking at each section and finish
-:-:- No data available at this section
NA No data available

Horse/Jockey Name	CORK HARBOUR/Felicity Atkinson
Finish Rank	14
Fastest Section Time (Section)	0:10.37 (L1000)
Top Speed [km/h] (Section)	69.8 (Overall)
Race State	Finished



Morphettville SA - Professional

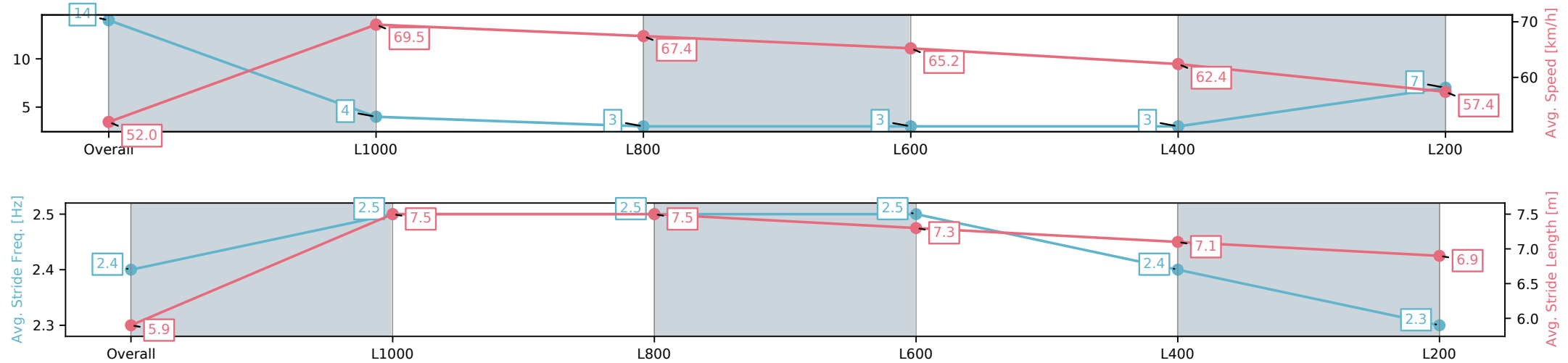
Race 9: Grand Syndicates Festival State Sprint Series Final
- 1200m

03 May 2025 - 4:41PM

Track Rating: Good 4, Weather: Fine, Rail Position: +2m Entire;
Sectional 602m



Section	Overall	L1000	L800	L600	L400	L200
Section Times	1:10.28[14] (0:13.85)	0:56.43[4] (0:10.37)	0:46.06[3] (0:10.79)	0:35.27[3] (0:11.12)	0:24.15[3] (0:11.60)	0:12.55[7] (0:12.55)
Average Speed [km/h]	52.0	69.5	67.4	65.2	62.4	57.4
Top Speed [km/h]	68.5	69.8	68.2	66.4	63.6	60.2
Avg. Dist. to Rail [m]	12.6	4.6	2.8	1.3	5.4	9.8
Avg. Stride Freq. [Hz]	2.4	2.5	2.5	2.5	2.4	2.3
Avg. Stride Length [m]	5.9	7.5	7.5	7.3	7.1	6.9



[] Ranking at each section and finish
-:-:- No data available at this section
NA No data available

Horse/Jockey Name	THREE RINGS/Lachlan Neindorf
Finish Rank	15
Fastest Section Time (Section)	0:10.68 (L1000)
Top Speed [km/h] (Section)	68.0 (L1000)
Race State	Finished



Morphettville SA - Professional

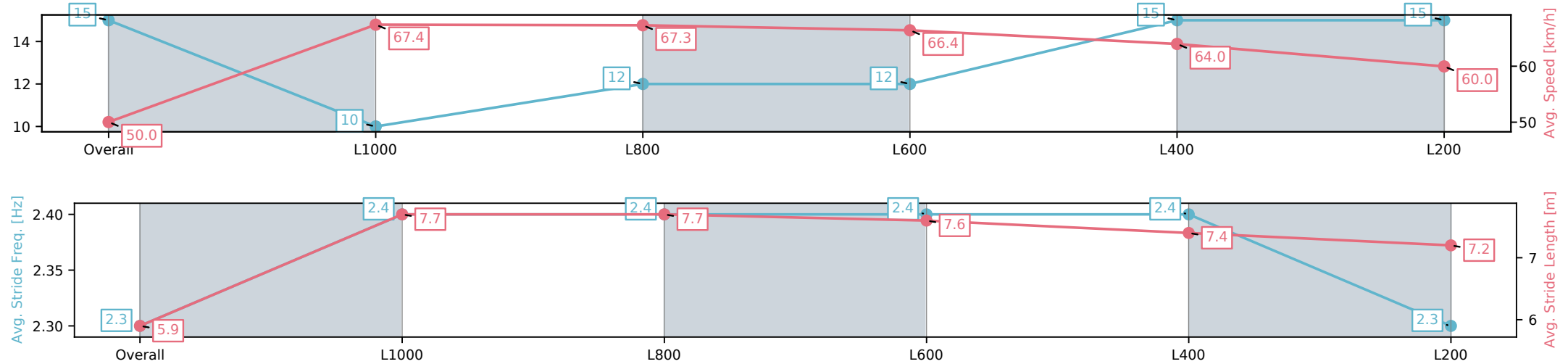
Race 9: Grand Syndicates Festival State Sprint Series Final
- 1200m

03 May 2025 - 4:41PM

Track Rating: Good 4, Weather: Fine, Rail Position: +2m Entire;
Sectional 602m



Section	Overall	L1000	L800	L600	L400	L200
Section Times	1:10.29[15] (0:14.41)	0:55.88[10] (0:10.68)	0:45.20[12] (0:10.85)	0:34.35[12] (0:10.99)	0:23.36[15] (0:11.35)	0:12.01[15] (0:12.01)
Average Speed [km/h]	50.0	67.4	67.3	66.4	64.0	60.0
Top Speed [km/h]	67.4	67.8	68.0	67.5	65.3	63.3
Avg. Dist. to Rail [m]	10.5	4.2	3.5	3.0	6.3	11.5
Avg. Stride Freq. [Hz]	2.3	2.4	2.4	2.4	2.4	2.3
Avg. Stride Length [m]	5.9	7.7	7.7	7.6	7.4	7.2



[] Ranking at each section and finish
-:-:- No data available at this section
NA No data available