



Morphettville SA  
Race 3: Sportsbet Jockey Watch Handicap - 1050m  
03 May 2025 - 1:03PM



Track Rating: Good 4, Weather: Fine, Rail Position: +2m Entire; Sectional 602m

Section  
Field Times

Overall  
1:00.81  
(0:05.26)

L1000  
0:55.55  
(0:10.94)

L800  
0:44.60  
(0:10.51)

L600  
0:34.10  
(0:11.03)

L400  
0:23.07  
(0:11.27)

L200  
0:11.80  
(0:11.80)

| Position | #  | Horse/Jockey     | Barrier | Top Speed<br>[km/h] | Fastest<br>Section | First<br>400m | Overall   | L1000       | L800        | L600        | L400        | L200        | Margin  | Distance<br>Travelled From<br>Winner [m] |
|----------|----|------------------|---------|---------------------|--------------------|---------------|-----------|-------------|-------------|-------------|-------------|-------------|---------|--|
| 1        | 2  | LOVELY LOOKIN'   | 2       | 69.3                | 0:10.59            | 0:24.33       | 1:00.81   | 0:55.55 [1] | 0:44.41 [3] | 0:33.82 [3] | 0:22.80 [4] | 0:11.70 [2] | 1:00.81 |  |
|          |    | Taylor Johnstone |         | 1000-800            | 800-600            |               | (0:05.26) | (0:11.14)   | (0:10.59)   | (0:11.02)   | (0:11.10)   | (0:11.70)   |         |  |
| 2        | 8  | NURYS            | 7       | 69.9                | 0:10.63            | 0:24.96       | 1:01.02   | 0:55.58 [4] | 0:44.00 [9] | 0:33.37 [8] | 0:22.58 [9] | 0:11.51 [7] | 1.32L   | +1                                       |
|          |    | John Allen       |         | 1000-800            | 800-600            |               | (0:05.44) | (0:11.57)   | (0:10.63)   | (0:10.79)   | (0:11.07)   | (0:11.51)   |         |  |
| 3        | 3  | SAVAGERY VIBE    | 5       | 70.2                | 0:10.51            | 0:24.02       | 1:01.07   | 0:55.78 [3] | 0:44.87 [1] | 0:34.36 [1] | 0:23.33 [1] | 0:12.06 [1] | 1.62L   | -1                                       |
|          |    | Mark Zahra       |         | 1000-800            | 800-600            |               | (0:05.28) | (0:10.91)   | (0:10.51)   | (0:11.03)   | (0:11.27)   | (0:12.06)   |         |  |
| 4        | 12 | DE LUCA          | 6       | 69.7                | 0:10.55            | 0:24.76       | 1:01.09   | 0:55.49 [8] | 0:44.18 [7] | 0:33.63 [7] | 0:22.87 [6] | 0:11.76 [3] | 1.73L   | -3                                       |
|          |    | Ben Price        |         | 1000-800            | 800-600            |               | (0:05.60) | (0:11.31)   | (0:10.55)   | (0:10.76)   | (0:11.11)   | (0:11.76)   |         |  |
| 5        | 4  | INVERTATIONAL    | 4       | 69.5                | 0:10.63            | 0:24.45       | 1:01.38   | 0:56.11 [2] | 0:44.84 [5] | 0:34.21 [5] | 0:23.11 [7] | 0:11.93 [6] | 3.59L   | +4                                       |
|          |    | Rochelle Milnes  |         | 1000-800            | 800-600            |               | (0:05.27) | (0:11.27)   | (0:10.63)   | (0:11.10)   | (0:11.18)   | (0:11.93)   |         |  |
| 6        | 7  | MISLU DI         | 8       | 69.9                | 0:10.68            | 0:24.99       | 1:01.44   | 0:55.96 [5] | 0:44.46 [8] | 0:33.78 [9] | 0:23.04 [8] | 0:11.88 [8] | 3.98L   | +3                                       |
|          |    | Lachlan Neindorf |         | 800-600             | 800-600            |               | (0:05.48) | (0:11.50)   | (0:10.68)   | (0:10.74)   | (0:11.16)   | (0:11.88)   |         |  |
| 7        | 1  | KINETIC JEWEL    | 1       | 68.9                | 0:10.57            | 0:24.33       | 1:01.75   | 0:56.27 [5] | 0:45.33 [4] | 0:34.75 [4] | 0:23.77 [3] | 0:12.40 [4] | 5.99L   | -2                                       |
|          |    | Hannah Edgley    |         | 1000-800            | 800-600            |               | (0:05.48) | (0:10.94)   | (0:10.57)   | (0:10.98)   | (0:11.37)   | (0:12.40)   |         |  |
| 8        | 5  | TRULY ELSA       | 10      | 71.1                | 0:10.56            | 0:24.06       | 1:01.92   | 0:56.39 [7] | 0:45.66 [2] | 0:35.09 [2] | 0:24.05 [2] | 0:12.54 [5] | 7.04L   | +2                                       |
|          |    | Alan Lai         |         | 1200-1000           | 800-600            |               | (0:05.53) | (0:10.73)   | (0:10.56)   | (0:11.04)   | (0:11.51)   | (0:12.54)   |         |  |
| 9        | 6  | LOTZA BUBBLES    | 9       | 69.6                | 0:10.53            | 0:24.68       | 1:02.16   | 0:56.55 [9] | 0:45.41 [6] | 0:34.88 [6] | 0:23.97 [5] | 0:12.55 [9] | 8.6L    | +2                                       |
|          |    | Caitlin Jones    |         | 1000-800            | 800-600            |               | (0:05.61) | (0:11.14)   | (0:10.53)   | (0:10.91)   | (0:11.42)   | (0:12.55)   |         |  |

Scratched: Butternut Princess (#9), Mazovia (#10), Asmita (#11), Beurre Rouge (#13), Hidden Witness (#14)

|                                |                                 |
|--------------------------------|---------------------------------|
| Horse/Jockey Name              | LOVELY LOOKIN'/Taylor Johnstone |
| Finish Rank                    | 1                               |
| Fastest Section Time (Section) | 0:10.59 (L800)                  |
| Top Speed [km/h] (Section)     | 69.3 (L1000)                    |
| Race State                     | Finished                        |



Morphettville SA - Professional

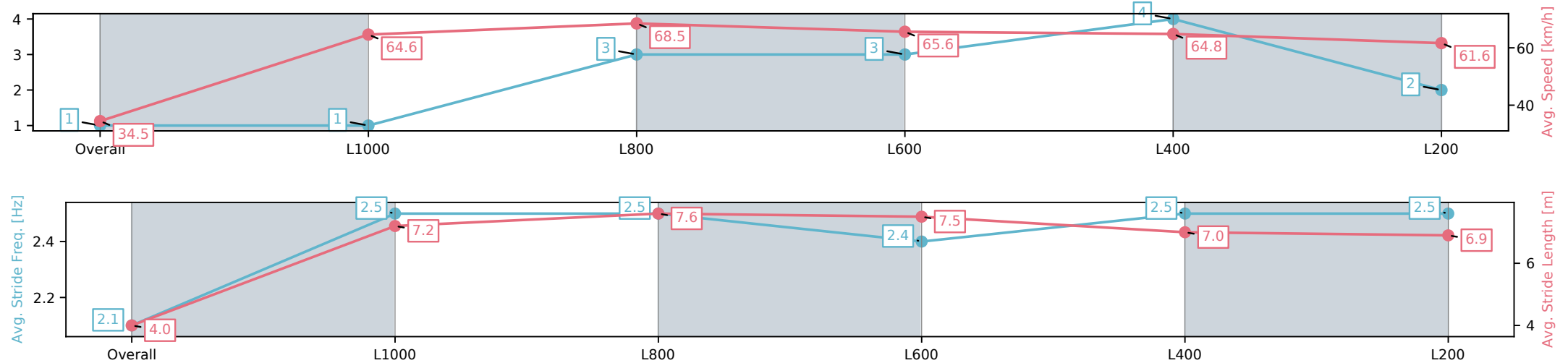
Race 3: Sportsbet Jockey Watch Handicap - 1050m

03 May 2025 - 1:03PM

Track Rating: Good 4, Weather: Fine, Rail Position: +2m Entire;  
Sectional 602m



| Section                | Overall                 | L1000                   | L800                    | L600                    | L400                    | L200                    |
|------------------------|-------------------------|-------------------------|-------------------------|-------------------------|-------------------------|-------------------------|
| Section Times          | 1:00.81[1]<br>(0:05.26) | 0:55.55[1]<br>(0:11.14) | 0:44.41[3]<br>(0:10.59) | 0:33.82[3]<br>(0:11.02) | 0:22.80[4]<br>(0:11.10) | 0:11.70[2]<br>(0:11.70) |
| Average Speed [km/h]   | 34.5                    | 64.6                    | 68.5                    | 65.6                    | 64.8                    | 61.6                    |
| Top Speed [km/h]       | 55.1                    | 69.0                    | 69.3                    | 67.1                    | 65.7                    | 64.7                    |
| Avg. Dist. to Rail [m] | 3.2                     | 2.3                     | 1.9                     | 0.7                     | 1.8                     | 3.3                     |
| Avg. Stride Freq. [Hz] | 2.1                     | 2.5                     | 2.5                     | 2.4                     | 2.5                     | 2.5                     |
| Avg. Stride Length [m] | 4.0                     | 7.2                     | 7.6                     | 7.5                     | 7.0                     | 6.9                     |



[ ] Ranking at each section and finish  
-:-:- No data available at this section  
NA No data available

|                                |                  |
|--------------------------------|------------------|
| Horse/Jockey Name              | NURYS/John Allen |
| Finish Rank                    | 2                |
| Fastest Section Time (Section) | 0:10.63 (L800)   |
| Top Speed [km/h] (Section)     | 69.9 (L1000)     |
| Race State                     | Finished         |



Morphettville SA - Professional

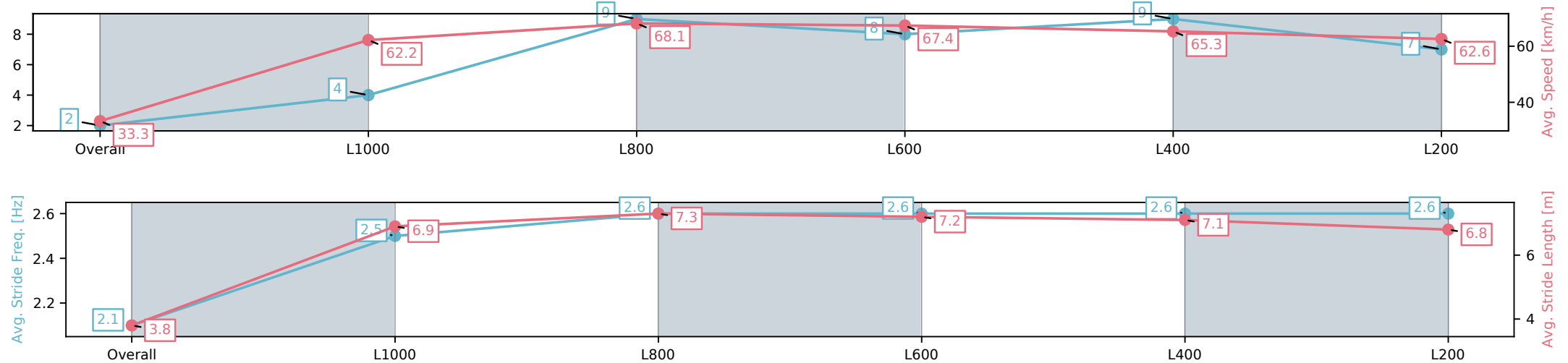
Race 3: Sportsbet Jockey Watch Handicap - 1050m

03 May 2025 - 1:03PM

Track Rating: Good 4, Weather: Fine, Rail Position: +2m Entire;  
Sectional 602m



| Section                | Overall                 | L1000                   | L800                    | L600                    | L400                    | L200                    |
|------------------------|-------------------------|-------------------------|-------------------------|-------------------------|-------------------------|-------------------------|
| Section Times          | 1:01.02[2]<br>(0:05.44) | 0:55.58[4]<br>(0:11.57) | 0:44.00[9]<br>(0:10.63) | 0:33.37[8]<br>(0:10.79) | 0:22.58[9]<br>(0:11.07) | 0:11.51[7]<br>(0:11.51) |
| Average Speed [km/h]   | 33.3                    | 62.2                    | 68.1                    | 67.4                    | 65.3                    | 62.6                    |
| Top Speed [km/h]       | 53.3                    | 66.8                    | 69.9                    | 69.7                    | 65.9                    | 65.3                    |
| Avg. Dist. to Rail [m] | 6.9                     | 4.4                     | 1.8                     | 1.8                     | 3.0                     | 5.3                     |
| Avg. Stride Freq. [Hz] | 2.1                     | 2.5                     | 2.6                     | 2.6                     | 2.6                     | 2.6                     |
| Avg. Stride Length [m] | 3.8                     | 6.9                     | 7.3                     | 7.2                     | 7.1                     | 6.8                     |



[ ] Ranking at each section and finish  
-:-:- No data available at this section  
NA No data available

|                                |                          |
|--------------------------------|--------------------------|
| Horse/Jockey Name              | SAVAGERY VIBE/Mark Zahra |
| Finish Rank                    | 3                        |
| Fastest Section Time (Section) | 0:10.51 (L800)           |
| Top Speed [km/h] (Section)     | 70.2 (L1000)             |
| Race State                     | Finished                 |



Morphettville SA - Professional

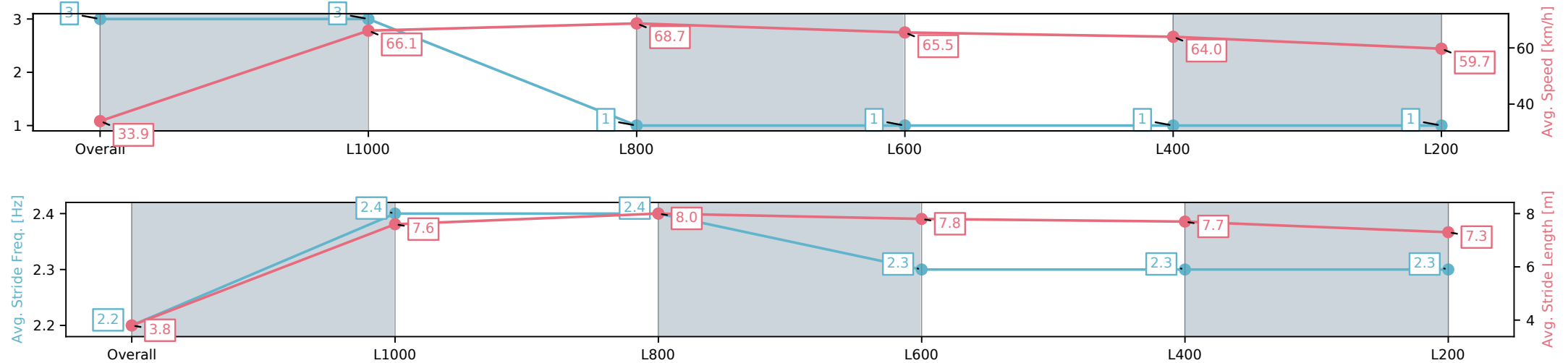
Race 3: Sportsbet Jockey Watch Handicap - 1050m

03 May 2025 - 1:03PM

Track Rating: Good 4, Weather: Fine, Rail Position: +2m Entire;  
Sectional 602m



| Section                | Overall                 | L1000                   | L800                    | L600                    | L400                    | L200                    |
|------------------------|-------------------------|-------------------------|-------------------------|-------------------------|-------------------------|-------------------------|
| Section Times          | 1:01.07[3]<br>(0:05.28) | 0:55.78[3]<br>(0:10.91) | 0:44.87[1]<br>(0:10.51) | 0:34.36[1]<br>(0:11.03) | 0:23.33[1]<br>(0:11.27) | 0:12.06[1]<br>(0:12.06) |
| Average Speed [km/h]   | 33.9                    | 66.1                    | 68.7                    | 65.5                    | 64.0                    | 59.7                    |
| Top Speed [km/h]       | 57.5                    | 69.4                    | 70.2                    | 67.2                    | 64.9                    | 62.4                    |
| Avg. Dist. to Rail [m] | 4.5                     | 2.2                     | 1.2                     | 0.7                     | 0.8                     | 1.6                     |
| Avg. Stride Freq. [Hz] | 2.2                     | 2.4                     | 2.4                     | 2.3                     | 2.3                     | 2.3                     |
| Avg. Stride Length [m] | 3.8                     | 7.6                     | 8.0                     | 7.8                     | 7.7                     | 7.3                     |



|                                |                   |
|--------------------------------|-------------------|
| Horse/Jockey Name              | DE LUCA/Ben Price |
| Finish Rank                    | 4                 |
| Fastest Section Time (Section) | 0:10.55 (L800)    |
| Top Speed [km/h] (Section)     | 69.7 (L1000)      |
| Race State                     | Finished          |



Morphettville SA - Professional

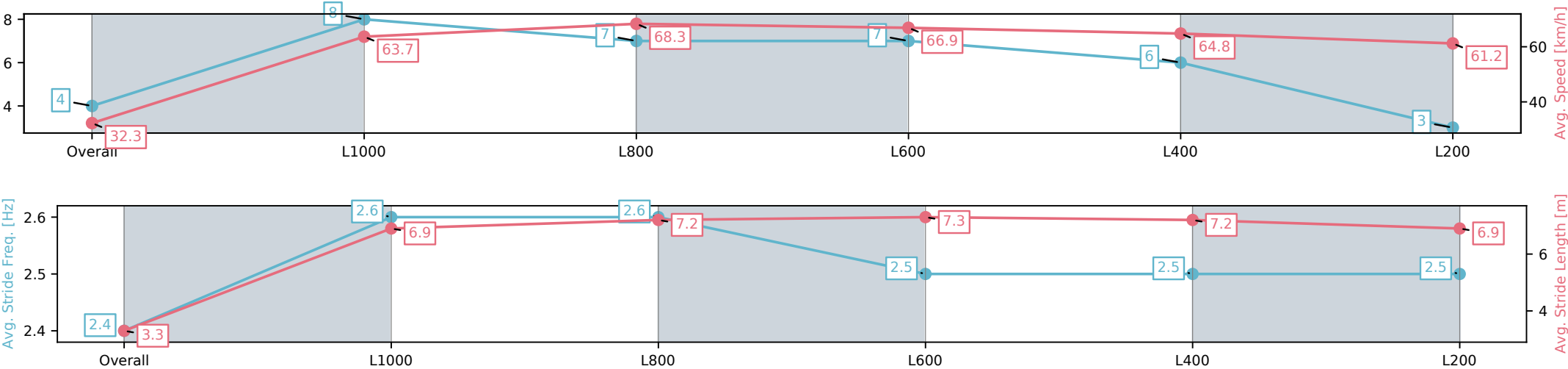
Race 3: Sportsbet Jockey Watch Handicap - 1050m

03 May 2025 - 1:03PM

Track Rating: Good 4, Weather: Fine, Rail Position: +2m Entire;  
Sectional 602m



| Section                | Overall                 | L1000                   | L800                    | L600                    | L400                    | L200                    |
|------------------------|-------------------------|-------------------------|-------------------------|-------------------------|-------------------------|-------------------------|
| Section Times          | 1:01.09[4]<br>(0:05.60) | 0:55.49[8]<br>(0:11.31) | 0:44.18[7]<br>(0:10.55) | 0:33.63[7]<br>(0:10.76) | 0:22.87[6]<br>(0:11.11) | 0:11.76[3]<br>(0:11.76) |
| Average Speed [km/h]   | 32.3                    | 63.7                    | 68.3                    | 66.9                    | 64.8                    | 61.2                    |
| Top Speed [km/h]       | 55.2                    | 68.3                    | 69.7                    | 68.6                    | 65.9                    | 64.2                    |
| Avg. Dist. to Rail [m] | 5.4                     | 2.8                     | 0.5                     | 0.5                     | 0.9                     | 1.4                     |
| Avg. Stride Freq. [Hz] | 2.4                     | 2.6                     | 2.6                     | 2.5                     | 2.5                     | 2.5                     |
| Avg. Stride Length [m] | 3.3                     | 6.9                     | 7.2                     | 7.3                     | 7.2                     | 6.9                     |



[ ] Ranking at each section and finish  
-:-:- No data available at this section  
NA No data available

|                                |                               |
|--------------------------------|-------------------------------|
| Horse/Jockey Name              | INVERTATIONAL/Rochelle Milnes |
| Finish Rank                    | 5                             |
| Fastest Section Time (Section) | 0:10.63 (L800)                |
| Top Speed [km/h] (Section)     | 69.5 (L1000)                  |
| Race State                     | Finished                      |



Morphettville SA - Professional

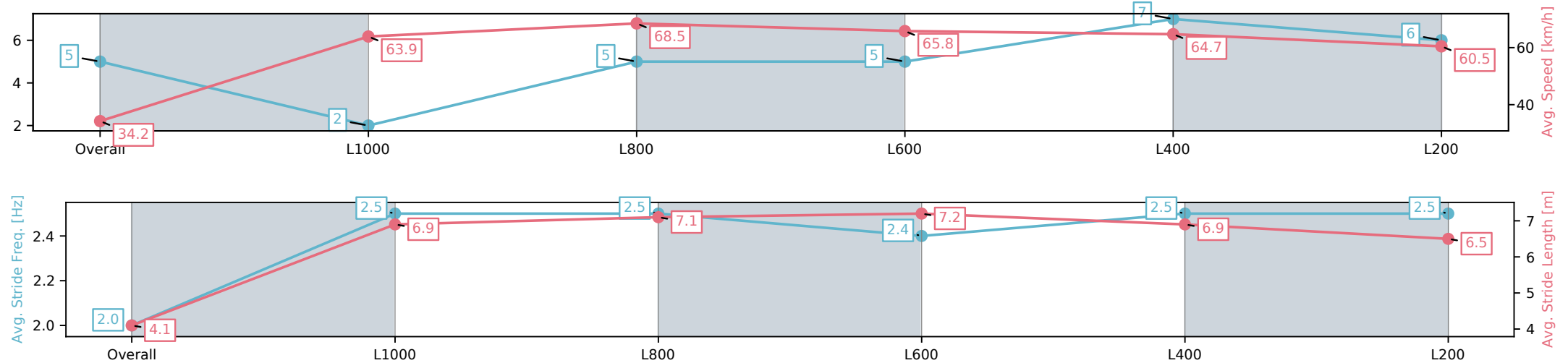
Race 3: Sportsbet Jockey Watch Handicap - 1050m

03 May 2025 - 1:03PM

Track Rating: Good 4, Weather: Fine, Rail Position: +2m Entire;  
Sectional 602m



| Section                | Overall                 | L1000                   | L800                    | L600                    | L400                    | L200                    |
|------------------------|-------------------------|-------------------------|-------------------------|-------------------------|-------------------------|-------------------------|
| Section Times          | 1:01.38[5]<br>(0:05.27) | 0:56.11[2]<br>(0:11.27) | 0:44.84[5]<br>(0:10.63) | 0:34.21[5]<br>(0:11.10) | 0:23.11[7]<br>(0:11.18) | 0:11.93[6]<br>(0:11.93) |
| Average Speed [km/h]   | 34.2                    | 63.9                    | 68.5                    | 65.8                    | 64.7                    | 60.5                    |
| Top Speed [km/h]       | 54.4                    | 67.5                    | 69.5                    | 67.6                    | 67.9                    | 63.3                    |
| Avg. Dist. to Rail [m] | 4.3                     | 3.0                     | 2.7                     | 3.0                     | 4.4                     | 6.7                     |
| Avg. Stride Freq. [Hz] | 2.0                     | 2.5                     | 2.5                     | 2.4                     | 2.5                     | 2.5                     |
| Avg. Stride Length [m] | 4.1                     | 6.9                     | 7.1                     | 7.2                     | 6.9                     | 6.5                     |



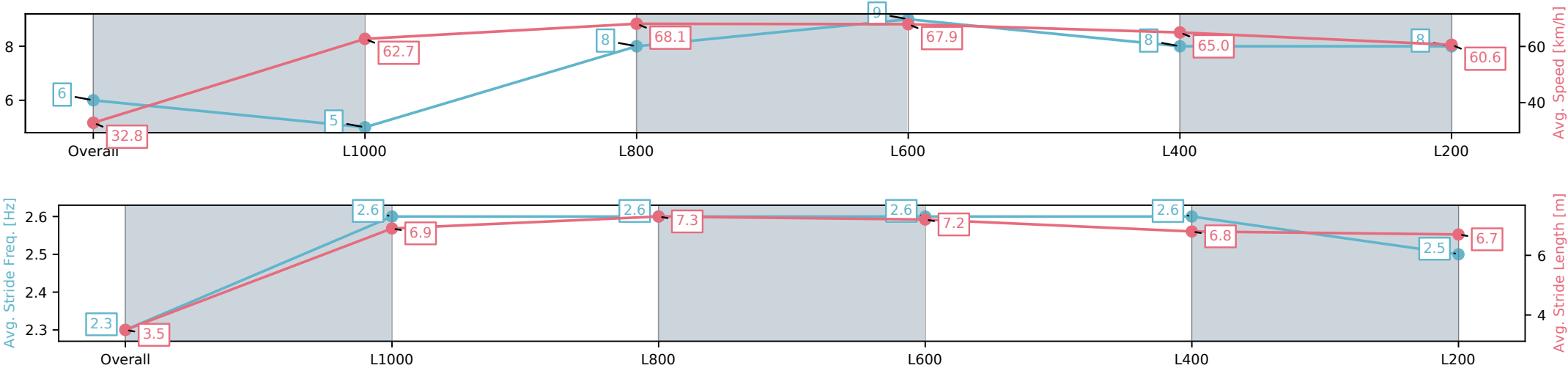
|                                |                          |
|--------------------------------|--------------------------|
| Horse/Jockey Name              | MISLUDI/Lachlan Neindorf |
| Finish Rank                    | 6                        |
| Fastest Section Time (Section) | 0:10.68 (L800)           |
| Top Speed [km/h] (Section)     | 69.9 (L800)              |
| Race State                     | Finished                 |



Morphettville SA - Professional  
Race 3: Sportsbet Jockey Watch Handicap - 1050m  
03 May 2025 - 1:03PM  
Track Rating: Good 4, Weather: Fine, Rail Position: +2m Entire;  
Sectional 602m



| Section                | Overall                 | L1000                   | L800                    | L600                    | L400                    | L200                    |
|------------------------|-------------------------|-------------------------|-------------------------|-------------------------|-------------------------|-------------------------|
| Section Times          | 1:01.44[6]<br>(0:05.48) | 0:55.96[5]<br>(0:11.50) | 0:44.46[8]<br>(0:10.68) | 0:33.78[9]<br>(0:10.74) | 0:23.04[8]<br>(0:11.16) | 0:11.88[8]<br>(0:11.88) |
| Average Speed [km/h]   | 32.8                    | 62.7                    | 68.1                    | 67.9                    | 65.0                    | 60.6                    |
| Top Speed [km/h]       | 54.7                    | 66.1                    | 69.8                    | 69.9                    | 66.7                    | 63.7                    |
| Avg. Dist. to Rail [m] | 7.7                     | 5.4                     | 2.9                     | 2.7                     | 5.3                     | 7.6                     |
| Avg. Stride Freq. [Hz] | 2.3                     | 2.6                     | 2.6                     | 2.6                     | 2.6                     | 2.5                     |
| Avg. Stride Length [m] | 3.5                     | 6.9                     | 7.3                     | 7.2                     | 6.8                     | 6.7                     |



[ ] Ranking at each section and finish  
-:-:- No data available at this section  
NA No data available

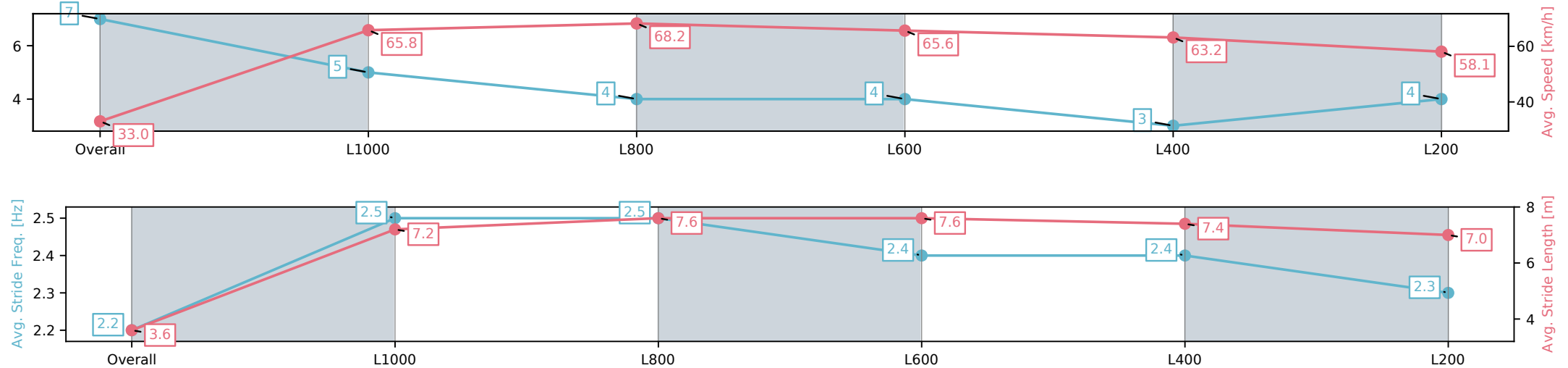
|                                |                             |
|--------------------------------|-----------------------------|
| Horse/Jockey Name              | KINETIC JEWEL/Hannah Edgley |
| Finish Rank                    | 7                           |
| Fastest Section Time (Section) | 0:10.57 (L800)              |
| Top Speed [km/h] (Section)     | 68.9 (L1000)                |
| Race State                     | Finished                    |



Morphettville SA - Professional  
Race 3: Sportsbet Jockey Watch Handicap - 1050m  
03 May 2025 - 1:03PM  
Track Rating: Good 4, Weather: Fine, Rail Position: +2m Entire;  
Sectional 602m



| Section                | Overall                 | L1000                   | L800                    | L600                    | L400                    | L200                    |
|------------------------|-------------------------|-------------------------|-------------------------|-------------------------|-------------------------|-------------------------|
| Section Times          | 1:01.75[7]<br>(0:05.48) | 0:56.27[5]<br>(0:10.94) | 0:45.33[4]<br>(0:10.57) | 0:34.75[4]<br>(0:10.98) | 0:23.77[3]<br>(0:11.37) | 0:12.40[4]<br>(0:12.40) |
| Average Speed [km/h]   | 33.0                    | 65.8                    | 68.2                    | 65.6                    | 63.2                    | 58.1                    |
| Top Speed [km/h]       | 57.4                    | 67.9                    | 68.9                    | 67.2                    | 64.7                    | 61.0                    |
| Avg. Dist. to Rail [m] | 1.5                     | 0.5                     | 0.6                     | 0.4                     | 0.3                     | 0.3                     |
| Avg. Stride Freq. [Hz] | 2.2                     | 2.5                     | 2.5                     | 2.4                     | 2.4                     | 2.3                     |
| Avg. Stride Length [m] | 3.6                     | 7.2                     | 7.6                     | 7.6                     | 7.4                     | 7.0                     |



[ ] Ranking at each section and finish  
-:-:- No data available at this section  
NA No data available



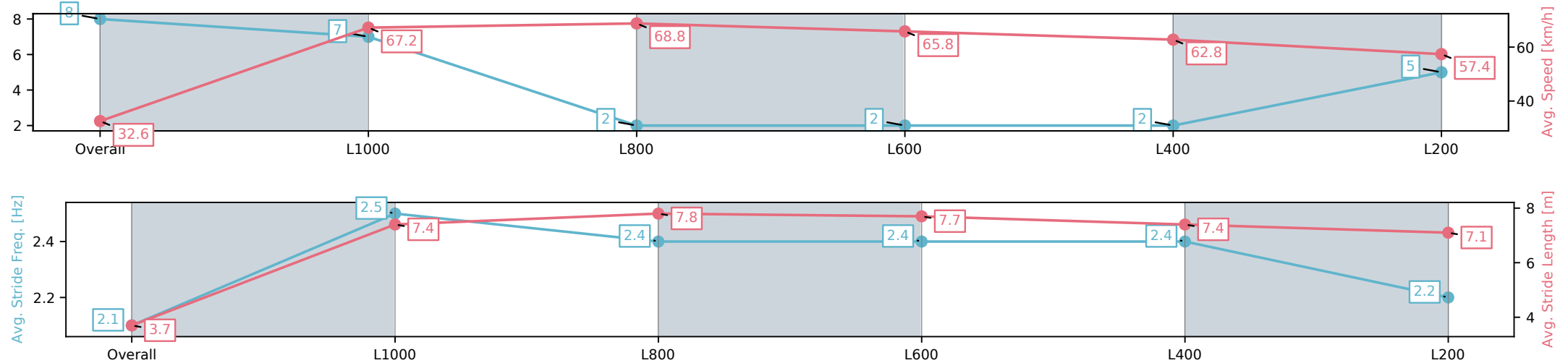
|                                |                     |
|--------------------------------|---------------------|
| Horse/Jockey Name              | TRULY ELSA/Alan Lai |
| Finish Rank                    | 8                   |
| Fastest Section Time (Section) | 0:10.56 (L800)      |
| Top Speed [km/h] (Section)     | 71.1 (Overall)      |
| Race State                     | Finished            |



Morphettville SA - Professional  
Race 3: Sportsbet Jockey Watch Handicap - 1050m  
03 May 2025 - 1:03PM  
Track Rating: Good 4, Weather: Fine, Rail Position: +2m Entire;  
Sectional 602m



| Section                | Overall                 | L1000                   | L800                    | L600                    | L400                    | L200                    |
|------------------------|-------------------------|-------------------------|-------------------------|-------------------------|-------------------------|-------------------------|
| Section Times          | 1:01.92[8]<br>(0:05.53) | 0:56.39[7]<br>(0:10.73) | 0:45.66[2]<br>(0:10.56) | 0:35.09[2]<br>(0:11.04) | 0:24.05[2]<br>(0:11.51) | 0:12.54[5]<br>(0:12.54) |
| Average Speed [km/h]   | 32.6                    | 67.2                    | 68.8                    | 65.8                    | 62.8                    | 57.4                    |
| Top Speed [km/h]       | 55.8                    | 71.1                    | 69.8                    | 67.8                    | 64.4                    | 60.4                    |
| Avg. Dist. to Rail [m] | 9.8                     | 7.7                     | 2.8                     | 2.1                     | 2.4                     | 3.0                     |
| Avg. Stride Freq. [Hz] | 2.1                     | 2.5                     | 2.4                     | 2.4                     | 2.4                     | 2.2                     |
| Avg. Stride Length [m] | 3.7                     | 7.4                     | 7.8                     | 7.7                     | 7.4                     | 7.1                     |



[ ] Ranking at each section and finish  
-:-:- No data available at this section  
NA No data available

|                                |                             |
|--------------------------------|-----------------------------|
| Horse/Jockey Name              | LOTZA BUBBLES/Caitlin Jones |
| Finish Rank                    | 9                           |
| Fastest Section Time (Section) | 0:10.53 (L800)              |
| Top Speed [km/h] (Section)     | 69.6 (L1000)                |
| Race State                     | Finished                    |



Morphettville SA - Professional

Race 3: Sportsbet Jockey Watch Handicap - 1050m

03 May 2025 - 1:03PM

Track Rating: Good 4, Weather: Fine, Rail Position: +2m Entire;  
Sectional 602m



| Section                | Overall                 | L1000                   | L800                    | L600                    | L400                    | L200                    |
|------------------------|-------------------------|-------------------------|-------------------------|-------------------------|-------------------------|-------------------------|
| Section Times          | 1:02.16[9]<br>(0:05.61) | 0:56.55[9]<br>(0:11.14) | 0:45.41[6]<br>(0:10.53) | 0:34.88[6]<br>(0:10.91) | 0:23.97[5]<br>(0:11.42) | 0:12.55[9]<br>(0:12.55) |
| Average Speed [km/h]   | 32.2                    | 64.7                    | 68.9                    | 66.6                    | 63.4                    | 57.3                    |
| Top Speed [km/h]       | 54.2                    | 68.6                    | 69.6                    | 68.7                    | 65.5                    | 60.3                    |
| Avg. Dist. to Rail [m] | 8.4                     | 6.3                     | 2.1                     | 2.1                     | 4.4                     | 5.0                     |
| Avg. Stride Freq. [Hz] | 2.1                     | 2.5                     | 2.5                     | 2.4                     | 2.4                     | 2.3                     |
| Avg. Stride Length [m] | 3.7                     | 7.2                     | 7.7                     | 7.6                     | 7.1                     | 6.9                     |

