



Morphettville SA

Race 4: Thomas Farms Handicap (Heat 7 of Adelaide in Autumn Series) - 1600m

12 April 2025 - 2:04PM

Track Rating: Good 4, Weather: Fine, Rail Position: +9m 1200m-WP, +6m Remainder



Section Field Times							Overall 1:36.05 (0:14.20)	L1400 1:21.85 (0:10.73)	L1200 1:11.11 (0:11.50)	L1000 0:59.61 (0:11.86)	L800 0:47.75 (0:11.81)	L600 0:35.94 (0:11.74)			
Position	#	Horse/Jockey	Barrier	Top Speed [km/h]	Fastest Section	First 400m									Distance Travelled From Winner [m]
1	10	SPIRIT OF CAMELOT	4	66.6	0:11.11	0:25.46	1:36.05	1:21.70 [5]	1:10.59 [5]	0:59.07 [5]	0:47.26 [5]	0:35.46 [4]			
		Todd Pannell		1600-1400	1400-1200		(0:14.35)	(0:11.11)	(0:11.52)	(0:11.81)	(0:11.80)	(0:11.31)			
2	4	SEEKING STARDOM	6	65.8	0:11.10	0:25.42	1:36.35	1:22.03 [3]	1:10.93 [4]	0:59.48 [4]	0:47.61 [4]	0:35.70 [5]		+5	
		Taylor Johnstone		1600-1400	1400-1200		(0:14.32)	(0:11.10)	(0:11.45)	(0:11.87)	(0:11.91)	(0:11.73)			
3	12	NICAJON	10	65.5	0:11.35	0:25.99	1:36.81	1:22.17 [6]	1:10.82 [9]	0:59.40 [10]	0:47.52 [10]	0:35.65 [10]		+4	
		Billy Egan		1600-1400	1400-1200		(0:14.64)	(0:11.35)	(0:11.42)	(0:11.88)	(0:11.87)	(0:11.71)			
4	8	LONGER ROUTE	11	67.3	0:10.73	0:24.93	1:36.87	1:22.67 [1]	1:11.94 [1]	1:00.44 [1]	0:48.57 [1]	0:36.76 [1]		+1	
		Manoel Nunes		1600-1400	1400-1200		(0:14.20)	(0:10.73)	(0:11.50)	(0:11.87)	(0:11.81)	(0:11.74)			
5	5	SURPRISE COMING	7	64.8	0:11.33	0:26.24	1:37.12	1:22.21 [10]	1:10.88 [11]	0:59.54 [11]	0:47.83 [11]	0:35.95 [11]		+9	
		Ben Price		1400-1200	1400-1200		(0:14.91)	(0:11.33)	(0:11.34)	(0:11.71)	(0:11.88)	(0:11.82)			
6	13	INAUGURAL	13	64.7	0:11.38	0:26.47	1:37.20	1:22.11 [12]	1:10.73 [12]	0:59.33 [12]	0:47.68 [12]	0:35.80 [12]		+3	
		Jason Holder		1600-1400	1400-1200		(0:15.09)	(0:11.38)	(0:11.40)	(0:11.65)	(0:11.88)	(0:11.57)			
7	11	ANNIHILATE	1	66.0	0:11.07	0:25.79	1:37.28	1:22.56 [7]	1:11.49 [7]	1:00.09 [8]	0:48.25 [7]	0:36.45 [6]		-1	
		Daniel Stackhouse		1600-1400	1400-1200		(0:14.72)	(0:11.07)	(0:11.40)	(0:11.84)	(0:11.80)	(0:11.46)			
8	3	HARD PRINCE	5	65.8	0:11.09	0:26.03	1:37.37	1:22.43 [11]	1:11.34 [10]	0:59.96 [9]	0:48.11 [9]	0:36.37 [8]		+0	
		Jake Toeroek		1600-1400	1400-1200		(0:14.94)	(0:11.09)	(0:11.38)	(0:11.85)	(0:11.74)	(0:11.61)			
9	9	SMILING ASSASSIN	12	65.3	0:11.33	0:26.53	1:37.76	1:22.56 [13]	1:11.23 [13]	0:59.85 [13]	0:48.12 [13]	0:36.31 [13]		+0	
		Margaret Collett		1600-1400	1400-1200		(0:15.20)	(0:11.33)	(0:11.38)	(0:11.73)	(0:11.81)	(0:11.57)			
10	15	PACIFIC JEWEL	8	66.6	0:10.97	0:25.18	1:37.82	1:23.61 [2]	1:12.64 [2]	1:01.20 [2]	0:49.39 [2]	0:37.51 [2]		+3	
		Rochelle Milnes		1600-1400	1400-1200		(0:14.21)	(0:10.97)	(0:11.44)	(0:11.81)	(0:11.88)	(0:11.86)			

Scratched: Gawnski (#2), Royal Fox (#6)

Report Created: Sat 12 April 2025 15:04:24 GMT+10 (Note: Timing is based on positional data)

Page 1/17

[] Position in running at each section and finish
-:-:- No data available at this section
NA No data available
■ Background shading for fastest section

Saddle cloth number
DNF Did not finish
DNT Did not track



Morphettville SA

Race 4: Thomas Farms Handicap (Heat 7 of Adelaide in Autumn Series) - 1600m

12 April 2025 - 2:04PM

Track Rating: Good 4, Weather: Fine, Rail Position: +9m 1200m-WP, +6m Remainder



Section

Field Times

Overall	L1400	L1200	L1000	L800	L600
1:36.05	1:21.85	1:11.11	0:59.61	0:47.75	0:35.94
(0:14.20)	(0:10.73)	(0:11.50)	(0:11.86)	(0:11.81)	(0:11.74)

Position	#	Horse/Jockey	Barrier	Top Speed [km/h]	Fastest Section	First 400m								Distance Travelled From Winner [m]
11	7	MANZALA	3	66.0	0:11.07	0:25.83	1:37.84	1:23.08 [9]	1:12.01 [8]	1:00.65 [7]	0:48.84 [6]	0:36.83 [9]		+5
		Alan Lai		1600-1400	1400-1200		(0:14.76)	(0:11.07)	(0:11.36)	(0:11.81)	(0:12.01)	(0:11.91)		
12	14	CARARADA	2	66.3	0:11.03	0:25.77	1:37.98	1:23.24 [8]	1:12.21 [6]	1:00.81 [6]	0:48.90 [8]	0:37.04 [7]		+4
		Will Price		1600-1400	1400-1200		(0:14.74)	(0:11.03)	(0:11.40)	(0:11.91)	(0:11.86)	(0:11.83)		
13	1	BRAVE STAR	9	67.1	0:10.93	0:25.25	1:38.78	1:24.46 [4]	1:13.53 [3]	1:02.14 [3]	0:50.26 [3]	0:38.28 [3]		+5
		Lachlan Neindorf		1600-1400	1400-1200		(0:14.32)	(0:10.93)	(0:11.39)	(0:11.88)	(0:11.98)	(0:12.02)		

Scratched: Gawnski (#2), Royal Fox (#6)



Morphettville SA

Race 4: Thomas Farms Handicap (Heat 7 of Adelaide in Autumn Series) - 1600m

12 April 2025 - 2:04PM

Track Rating: Good 4, Weather: Fine, Rail Position: +9m 1200m-WP, +6m Remainder



Section Field Times

Section Field Times							L400 0:24.19 (0:11.64)	L200 0:12.55 (0:12.55)						
Position	#	Horse/Jockey	Barrier	Top Speed [km/h]	Fastest Section	First 400m			Margin					Distance Travelled From Winner [m]
1	10	SPIRIT OF CAMELOT	4	66.6	0:11.11	0:25.46	0:24.15 [2]	0:12.56 [1]	1:36.05					
		Todd Pannell		1600-1400	1400-1200		(0:11.59)	(0:12.56)						
2	4	SEEKING STARDOM	6	65.8	0:11.10	0:25.42	0:23.97 [5]	0:12.33 [3]	1.92L					+5
		Taylor Johnstone		1600-1400	1400-1200		(0:11.64)	(0:12.33)						
3	12	NICAJON	10	65.5	0:11.35	0:25.99	0:23.94 [9]	0:12.16 [7]	4.83L					+4
		Billy Egan		1600-1400	1400-1200		(0:11.78)	(0:12.16)						
4	8	LONGER ROUTE	11	67.3	0:10.73	0:24.93	0:25.02 [1]	0:12.88 [2]	5.21L					+1
		Manoel Nunes		1600-1400	1400-1200		(0:12.14)	(0:12.88)						
5	5	SURPRISE COMING	7	64.8	0:11.33	0:26.24	0:24.13 [12]	0:12.34 [8]	6.84L					+9
		Ben Price		1400-1200	1400-1200		(0:11.79)	(0:12.34)						
6	13	INAUGURAL	13	64.7	0:11.38	0:26.47	0:24.22 [11]	0:12.31 [10]	7.29L					+3
		Jason Holder		1600-1400	1400-1200		(0:11.91)	(0:12.31)						
7	11	ANNIHILATE	1	66.0	0:11.07	0:25.79	0:24.99 [4]	0:13.10 [4]	7.81L					-1
		Daniel Stackhouse		1600-1400	1400-1200		(0:11.89)	(0:13.10)						
8	3	HARD PRINCE	5	65.8	0:11.09	0:26.03	0:24.76 [7]	0:12.77 [6]	8.43L					+0
		Jake Toeroek		1600-1400	1400-1200		(0:11.99)	(0:12.77)						
9	9	SMILING ASSASSIN	12	65.3	0:11.33	0:26.53	0:24.73 [13]	0:12.76 [13]	10.88L					+0
		Margaret Collett		1600-1400	1400-1200		(0:11.97)	(0:12.76)						
10	15	PACIFIC JEWEL	8	66.6	0:10.97	0:25.18	0:25.65 [3]	0:13.48 [5]	11.25L					+3
		Rochelle Milnes		1600-1400	1400-1200		(0:12.17)	(0:13.48)						

Scratched: Gawnski (#2), Royal Fox (#6)

Report Created: Sat 12 April 2025 15:04:24 GMT+10 (Note: Timing is based on positional data)

Page 3/17

[] Position in running at each section and finish
-:-:- No data available at this section
NA No data available
■ Background shading for fastest section

Saddle cloth number
DNF Did not finish
DNT Did not track



Morphettville SA

Race 4: Thomas Farms Handicap (Heat 7 of Adelaide in Autumn Series) - 1600m

12 April 2025 - 2:04PM

Track Rating: Good 4, Weather: Fine, Rail Position: +9m 1200m-WP, +6m Remainder



Section
Field Times

								L400 0:24.19 (0:11.64)		L200 0:12.55 (0:12.55)					
Position	#	Horse/Jockey	Barrier	Top Speed [km/h]	Fastest Section	First 400m					Margin				Distance Travelled From Winner [m]
11	7	MANZALA	3	66.0	0:11.07	0:25.83	0:24.92	[10]	0:12.89	[12]	11.37L				+5
		Alan Lai		1600-1400	1400-1200		(0:12.03)		(0:12.89)						
12	14	CARARADA	2	66.3	0:11.03	0:25.77	0:25.21	[8]	0:13.17	[9]	12.27L				+4
		Will Price		1600-1400	1400-1200		(0:12.04)		(0:13.17)						
13	1	BRAVE STAR	9	67.1	0:10.93	0:25.25	0:26.26	[6]	0:13.89	[11]	17.41L				+5
		Lachlan Neindorf		1600-1400	1400-1200		(0:12.37)		(0:13.89)						

Scratched: Gawnski (#2), Royal Fox (#6)

Horse/Jockey Name	SPRIT OF CAMELOT/Todd Pannell
Finish Rank	1
Fastest Section Time (Section)	0:11.11 (L1400)
Top Speed [km/h] (Section)	66.6 (Overall)
Race State	Finished



Morphettville SA - Professional

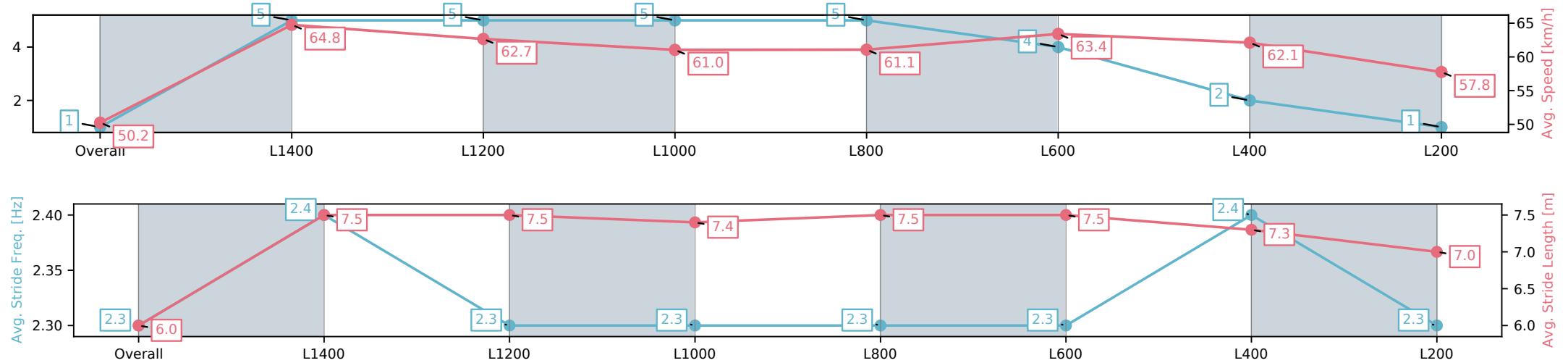
Race 4: Thomas Farms Handicap (Heat 7 of Adelaide in Autumn Series) - 1600m

12 April 2025 - 2:04PM

Track Rating: Good 4, Weather: Fine, Rail Position: +9m 1200m-WP, +6m Remainder



Section	Overall	L1400	L1200	L1000	L800	L600	L400	L200
Section Times	1:36.05[1] (0:14.35)	1:21.70[5] (0:11.11)	1:10.59[5] (0:11.52)	0:59.07[5] (0:11.81)	0:47.26[5] (0:11.80)	0:35.46[4] (0:11.31)	0:24.15[2] (0:11.59)	0:12.56[1] (0:12.56)
Average Speed [km/h]	50.2	64.8	62.7	61.0	61.1	63.4	62.1	57.8
Top Speed [km/h]	65.6	66.6	65.2	61.5	62.8	64.2	63.1	60.0
Avg. Dist. to Rail [m]	3.6	0.4	0.8	1.5	0.6	0.5	0.5	0.6
Avg. Stride Freq. [Hz]	2.3	2.4	2.3	2.3	2.3	2.3	2.4	2.3
Avg. Stride Length [m]	6.0	7.5	7.5	7.4	7.5	7.5	7.3	7.0



[] Ranking at each section and finish
-:-:- No data available at this section
NA No data available

Horse/Jockey Name	SEEKING STARDOM/Taylor Johnstone
Finish Rank	2
Fastest Section Time (Section)	0:11.10 (L1400)
Top Speed [km/h] (Section)	65.8 (Overall)
Race State	Finished



Morphettville SA - Professional

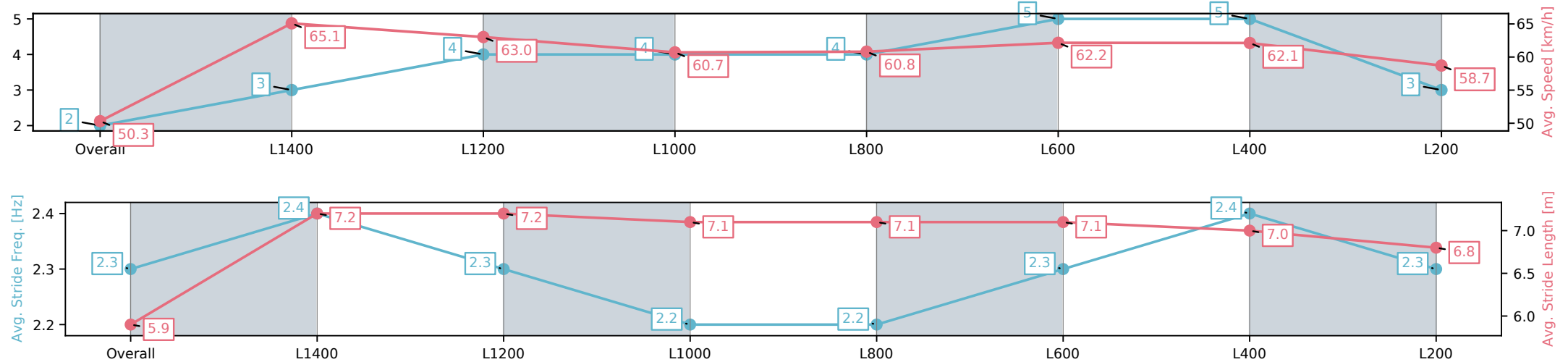
Race 4: Thomas Farms Handicap (Heat 7 of Adelaide in Autumn Series) - 1600m



12 April 2025 - 2:04PM

Track Rating: Good 4, Weather: Fine, Rail Position: +9m 1200m-WP, +6m Remainder

Section	Overall	L1400	L1200	L1000	L800	L600	L400	L200
Section Times	1:36.35[2] (0:14.32)	1:22.03[3] (0:11.10)	1:10.93[4] (0:11.45)	0:59.48[4] (0:11.87)	0:47.61[4] (0:11.91)	0:35.70[5] (0:11.73)	0:23.97[5] (0:11.64)	0:12.33[3] (0:12.33)
Average Speed [km/h]	50.3	65.1	63.0	60.7	60.8	62.2	62.1	58.7
Top Speed [km/h]	65.7	65.8	65.2	61.3	61.8	63.1	62.8	60.8
Avg. Dist. to Rail [m]	5.2	0.9	1.3	2.0	1.7	2.2	3.2	2.6
Avg. Stride Freq. [Hz]	2.3	2.4	2.3	2.2	2.2	2.3	2.4	2.3
Avg. Stride Length [m]	5.9	7.2	7.2	7.1	7.1	7.1	7.0	6.8



[] Ranking at each section and finish
-:-:- No data available at this section
NA No data available

Horse/Jockey Name	NICAJON/Billy Egan
Finish Rank	3
Fastest Section Time (Section)	0:11.35 (L1400)
Top Speed [km/h] (Section)	65.5 (Overall)
Race State	Finished



Morphettville SA - Professional

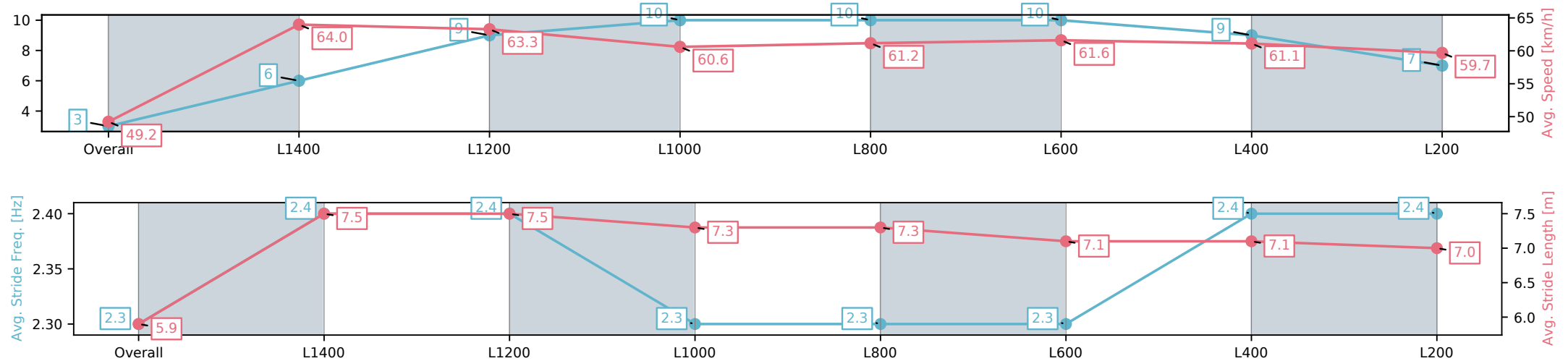
Race 4: Thomas Farms Handicap (Heat 7 of Adelaide in Autumn Series) - 1600m



12 April 2025 - 2:04PM

Track Rating: Good 4, Weather: Fine, Rail Position: +9m 1200m-WP, +6m Remainder

Section	Overall	L1400	L1200	L1000	L800	L600	L400	L200
Section Times	1:36.81[3] (0:14.64)	1:22.17[6] (0:11.35)	1:10.82[9] (0:11.42)	0:59.40[10] (0:11.88)	0:47.52[10] (0:11.87)	0:35.65[10] (0:11.71)	0:23.94[9] (0:11.78)	0:12.16[7] (0:12.16)
Average Speed [km/h]	49.2	64.0	63.3	60.6	61.2	61.6	61.1	59.7
Top Speed [km/h]	65.3	65.5	64.5	61.4	61.9	62.1	61.8	61.0
Avg. Dist. to Rail [m]	7.7	2.1	1.5	2.1	1.7	0.7	1.4	4.0
Avg. Stride Freq. [Hz]	2.3	2.4	2.4	2.3	2.3	2.3	2.4	2.4
Avg. Stride Length [m]	5.9	7.5	7.5	7.3	7.3	7.1	7.1	7.0



[] Ranking at each section and finish
-:-:- No data available at this section
NA No data available

Horse/Jockey Name	LONGER ROUTE/Manoel Nunes
Finish Rank	4
Fastest Section Time (Section)	0:10.73 (L1400)
Top Speed [km/h] (Section)	67.3 (Overall)
Race State	Finished



Morphettville SA - Professional

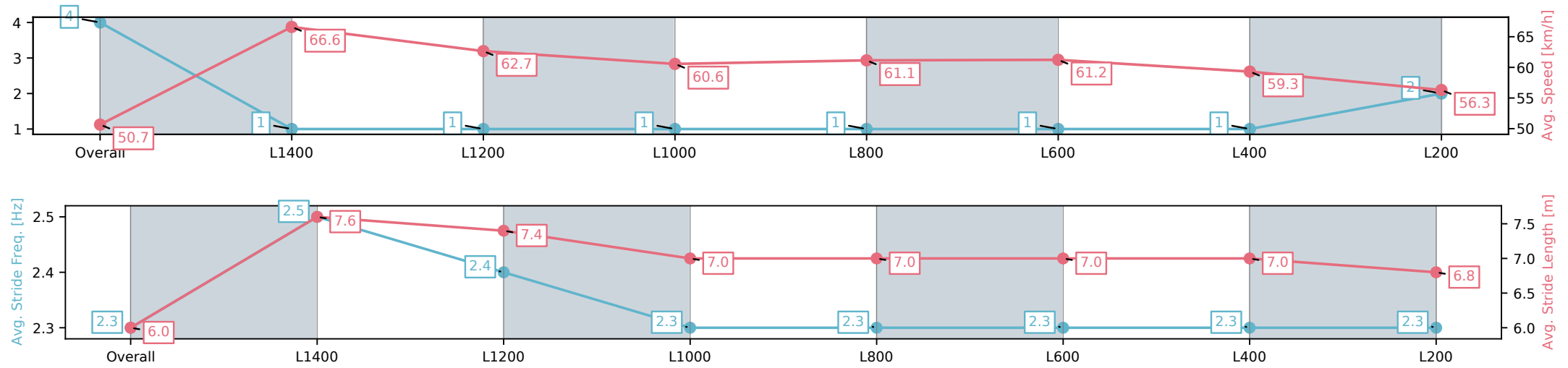
Race 4: Thomas Farms Handicap (Heat 7 of Adelaide in Autumn Series) - 1600m



12 April 2025 - 2:04PM

Track Rating: Good 4, Weather: Fine, Rail Position: +9m 1200m-WP, +6m Remainder

Section	Overall	L1400	L1200	L1000	L800	L600	L400	L200
Section Times	1:36.87[4] (0:14.20)	1:22.67[1] (0:10.73)	1:11.94[1] (0:11.50)	1:00.44[1] (0:11.87)	0:48.57[1] (0:11.81)	0:36.76[1] (0:11.74)	0:25.02[1] (0:12.14)	0:12.88[2] (0:12.88)
Average Speed [km/h]	50.7	66.6	62.7	60.6	61.1	61.2	59.3	56.3
Top Speed [km/h]	65.9	67.3	64.9	61.0	61.5	61.5	60.9	58.1
Avg. Dist. to Rail [m]	9.5	1.9	0.3	0.7	0.3	0.1	0.2	0.3
Avg. Stride Freq. [Hz]	2.3	2.5	2.4	2.3	2.3	2.3	2.3	2.3
Avg. Stride Length [m]	6.0	7.6	7.4	7.0	7.0	7.0	7.0	6.8



[] Ranking at each section and finish
-:-:- No data available at this section
NA No data available

Horse/Jockey Name	SURPRISE COMING/Ben Price
Finish Rank	5
Fastest Section Time (Section)	0:11.33 (L1400)
Top Speed [km/h] (Section)	64.8 (L1400)
Race State	Finished



Morphettville SA - Professional

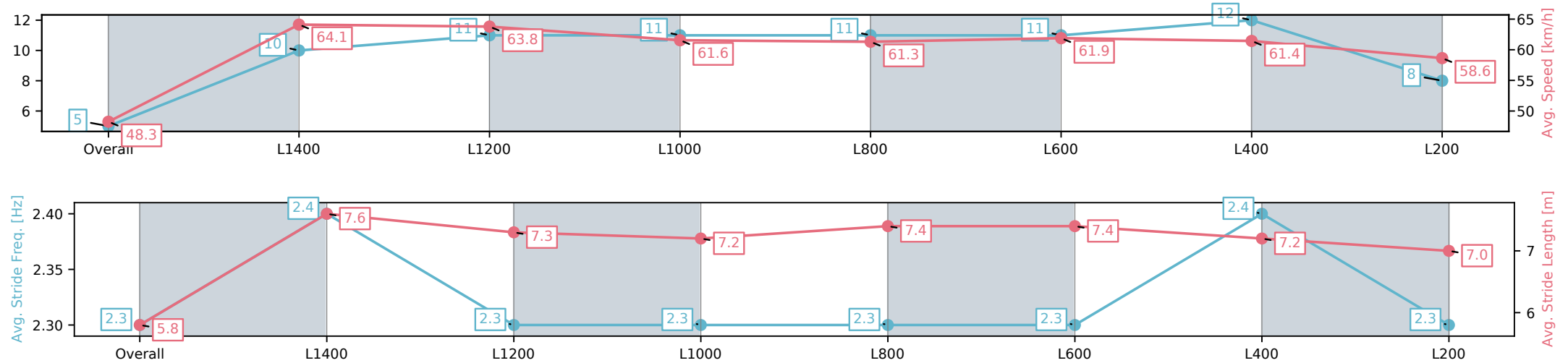
Race 4: Thomas Farms Handicap (Heat 7 of Adelaide in Autumn Series) - 1600m



12 April 2025 - 2:04PM

Track Rating: Good 4, Weather: Fine, Rail Position: +9m 1200m-WP, +6m Remainder

Section	Overall	L1400	L1200	L1000	L800	L600	L400	L200
Section Times	1:37.12[5] (0:14.91)	1:22.21[10] (0:11.33)	1:10.88[11] (0:11.34)	0:59.54[11] (0:11.71)	0:47.83[11] (0:11.88)	0:35.95[11] (0:11.82)	0:24.13[12] (0:11.79)	0:12.34[8] (0:12.34)
Average Speed [km/h]	48.3	64.1	63.8	61.6	61.3	61.9	61.4	58.6
Top Speed [km/h]	63.5	64.5	64.8	62.5	62.9	63.2	62.6	60.5
Avg. Dist. to Rail [m]	5.2	1.8	2.0	2.9	3.0	3.2	5.1	6.6
Avg. Stride Freq. [Hz]	2.3	2.4	2.3	2.3	2.3	2.3	2.4	2.3
Avg. Stride Length [m]	5.8	7.6	7.3	7.2	7.4	7.4	7.2	7.0



[] Ranking at each section and finish
-:-:- No data available at this section
NA No data available

Horse/Jockey Name	INAUGURAL/Jason Holder
Finish Rank	6
Fastest Section Time (Section)	0:11.38 (L1400)
Top Speed [km/h] (Section)	64.7 (Overall)
Race State	Finished



Morphettville SA - Professional

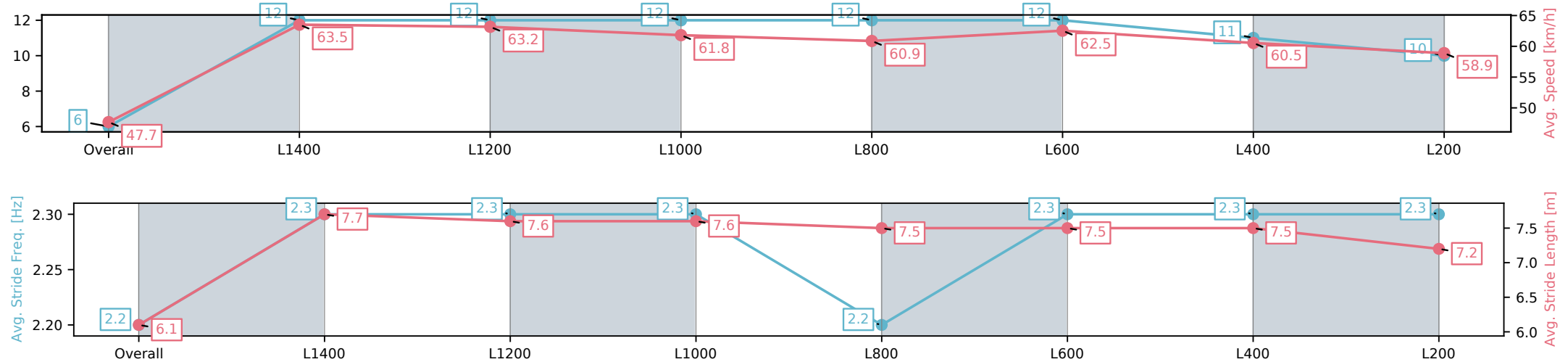
Race 4: Thomas Farms Handicap (Heat 7 of Adelaide in Autumn Series) - 1600m



12 April 2025 - 2:04PM

Track Rating: Good 4, Weather: Fine, Rail Position: +9m 1200m-WP, +6m Remainder

Section	Overall	L1400	L1200	L1000	L800	L600	L400	L200
Section Times	1:37.20[6] (0:15.09)	1:22.11[12] (0:11.38)	1:10.73[12] (0:11.40)	0:59.33[12] (0:11.65)	0:47.68[12] (0:11.88)	0:35.80[12] (0:11.57)	0:24.22[11] (0:11.91)	0:12.31[10] (0:12.31)
Average Speed [km/h]	47.7	63.5	63.2	61.8	60.9	62.5	60.5	58.9
Top Speed [km/h]	63.2	64.7	63.8	63.4	61.9	63.8	61.7	60.0
Avg. Dist. to Rail [m]	9.1	1.3	0.5	1.4	1.0	1.3	1.6	4.0
Avg. Stride Freq. [Hz]	2.2	2.3	2.3	2.3	2.2	2.3	2.3	2.3
Avg. Stride Length [m]	6.1	7.7	7.6	7.6	7.5	7.5	7.5	7.2



[] Ranking at each section and finish
-:-:- No data available at this section
NA No data available

Horse/Jockey Name	ANNIHILATE/Daniel Stackhouse
Finish Rank	7
Fastest Section Time (Section)	0:11.07 (L1400)
Top Speed [km/h] (Section)	66.0 (Overall)
Race State	Finished



Morphettville SA - Professional

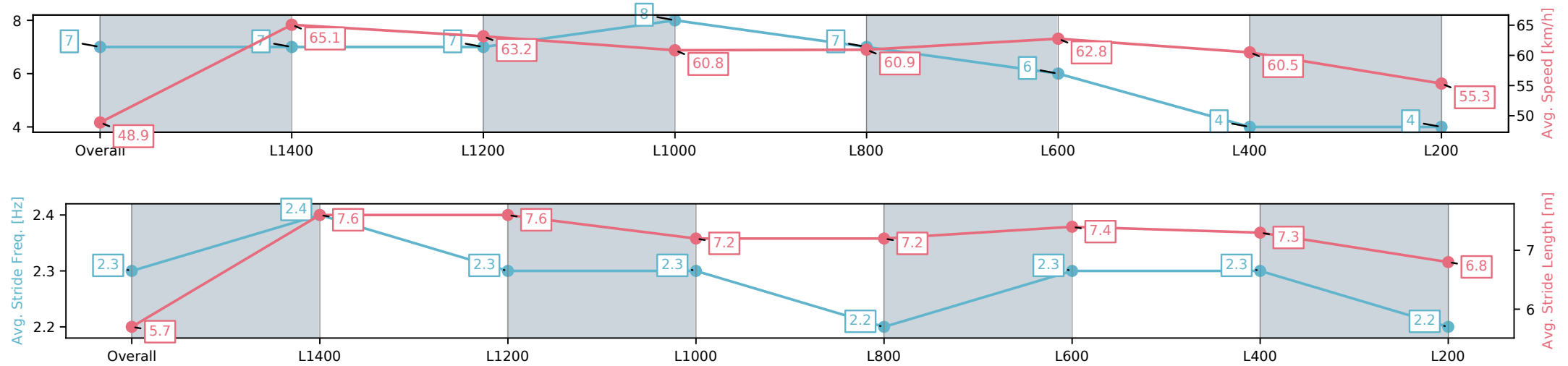
Race 4: Thomas Farms Handicap (Heat 7 of Adelaide in Autumn Series) - 1600m



12 April 2025 - 2:04PM

Track Rating: Good 4, Weather: Fine, Rail Position: +9m 1200m-WP, +6m Remainder

Section	Overall	L1400	L1200	L1000	L800	L600	L400	L200
Section Times	1:37.28[7] (0:14.72)	1:22.56[7] (0:11.07)	1:11.49[7] (0:11.40)	1:00.09[8] (0:11.84)	0:48.25[7] (0:11.80)	0:36.45[6] (0:11.46)	0:24.99[4] (0:11.89)	0:13.10[4] (0:13.10)
Average Speed [km/h]	48.9	65.1	63.2	60.8	60.9	62.8	60.5	55.3
Top Speed [km/h]	64.9	66.0	64.4	61.4	61.9	63.2	62.3	57.7
Avg. Dist. to Rail [m]	1.1	0.5	0.4	0.7	0.2	0.3	1.1	1.8
Avg. Stride Freq. [Hz]	2.3	2.4	2.3	2.3	2.2	2.3	2.3	2.2
Avg. Stride Length [m]	5.7	7.6	7.6	7.2	7.2	7.4	7.3	6.8



[] Ranking at each section and finish
-:-:- No data available at this section
NA No data available

Horse/Jockey Name	HARD PRINCE/Jake Toeroek
Finish Rank	8
Fastest Section Time (Section)	0:11.09 (L1400)
Top Speed [km/h] (Section)	65.8 (Overall)
Race State	Finished



Morphettville SA - Professional

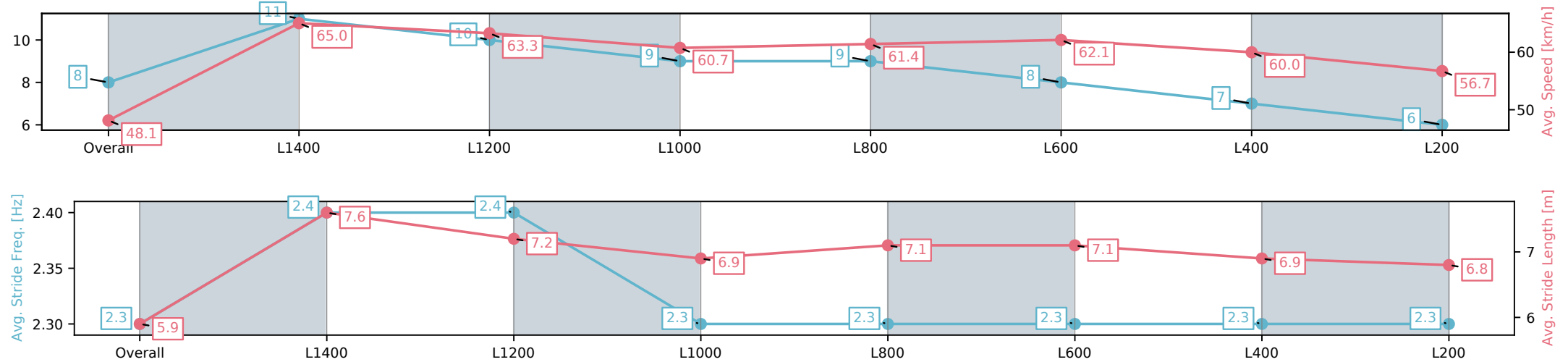
Race 4: Thomas Farms Handicap (Heat 7 of Adelaide in Autumn Series) - 1600m

12 April 2025 - 2:04PM

Track Rating: Good 4, Weather: Fine, Rail Position: +9m 1200m-WP, +6m Remainder



Section	Overall	L1400	L1200	L1000	L800	L600	L400	L200
Section Times	1:37.37[8] (0:14.94)	1:22.43[11] (0:11.09)	1:11.34[10] (0:11.38)	0:59.96[9] (0:11.85)	0:48.11[9] (0:11.74)	0:36.37[8] (0:11.61)	0:24.76[7] (0:11.99)	0:12.77[6] (0:12.77)
Average Speed [km/h]	48.1	65.0	63.3	60.7	61.4	62.1	60.0	56.7
Top Speed [km/h]	64.9	65.8	64.3	61.5	62.0	62.5	61.2	58.4
Avg. Dist. to Rail [m]	3.9	0.5	0.4	0.7	0.5	0.4	0.9	1.1
Avg. Stride Freq. [Hz]	2.3	2.4	2.4	2.3	2.3	2.3	2.3	2.3
Avg. Stride Length [m]	5.9	7.6	7.2	6.9	7.1	7.1	6.9	6.8



[] Ranking at each section and finish
-:-:- No data available at this section
NA No data available

Horse/Jockey Name	SMILING ASSASSIN/Margaret Collett
Finish Rank	9
Fastest Section Time (Section)	0:11.33 (L1400)
Top Speed [km/h] (Section)	65.3 (Overall)
Race State	Finished



Morphettville SA - Professional

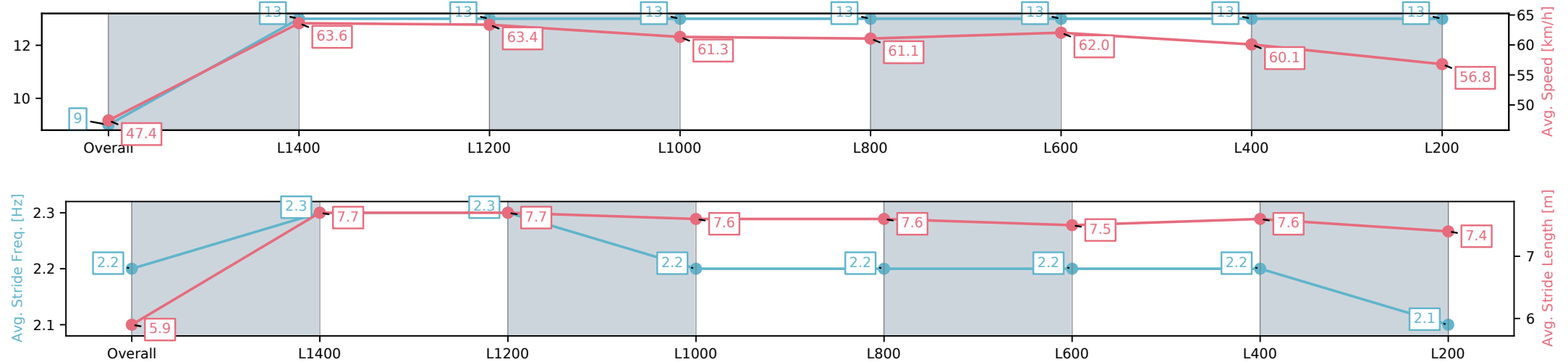
Race 4: Thomas Farms Handicap (Heat 7 of Adelaide in Autumn Series) - 1600m



12 April 2025 - 2:04PM

Track Rating: Good 4, Weather: Fine, Rail Position: +9m 1200m-WP, +6m Remainder

Section	Overall	L1400	L1200	L1000	L800	L600	L400	L200
Section Times	1:37.76[9] (0:15.20)	1:22.56[13] (0:11.33)	1:11.23[13] (0:11.38)	0:59.85[13] (0:11.73)	0:48.12[13] (0:11.81)	0:36.31[13] (0:11.57)	0:24.73[13] (0:11.97)	0:12.76[13] (0:12.76)
Average Speed [km/h]	47.4	63.6	63.4	61.3	61.1	62.0	60.1	56.8
Top Speed [km/h]	61.3	65.3	64.3	62.9	63.0	62.5	61.3	59.4
Avg. Dist. to Rail [m]	8.8	0.8	0.5	1.2	0.6	0.4	0.6	1.1
Avg. Stride Freq. [Hz]	2.2	2.3	2.3	2.2	2.2	2.2	2.2	2.1
Avg. Stride Length [m]	5.9	7.7	7.7	7.6	7.6	7.5	7.6	7.4



[] Ranking at each section and finish
-:-:- No data available at this section
NA No data available

Horse/Jockey Name	PACIFIC JEWEL/Rochelle Milnes
Finish Rank	10
Fastest Section Time (Section)	0:10.97 (L1400)
Top Speed [km/h] (Section)	66.6 (Overall)
Race State	Finished



Morphettville SA - Professional

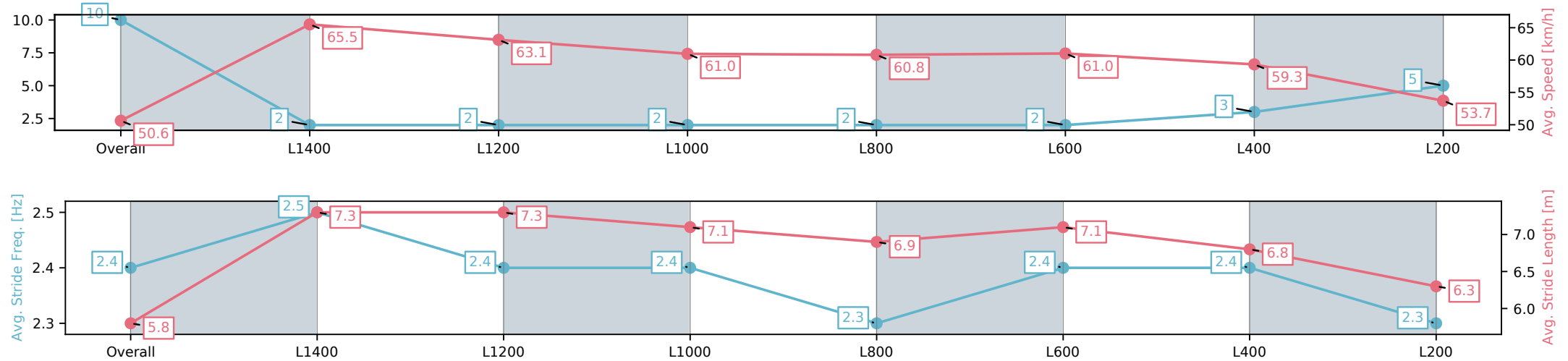
Race 4: Thomas Farms Handicap (Heat 7 of Adelaide in Autumn Series) - 1600m



12 April 2025 - 2:04PM

Track Rating: Good 4, Weather: Fine, Rail Position: +9m 1200m-WP, +6m Remainder

Section	Overall	L1400	L1200	L1000	L800	L600	L400	L200
Section Times	1:37.82[10] (0:14.21)	1:23.61[2] (0:10.97)	1:12.64[2] (0:11.44)	1:01.20[2] (0:11.81)	0:49.39[2] (0:11.88)	0:37.51[2] (0:11.86)	0:25.65[3] (0:12.17)	0:13.48[5] (0:13.48)
Average Speed [km/h]	50.6	65.5	63.1	61.0	60.8	61.0	59.3	53.7
Top Speed [km/h]	65.9	66.6	65.2	61.5	61.4	62.2	61.0	56.8
Avg. Dist. to Rail [m]	5.9	0.9	0.7	1.6	0.9	1.3	2.2	2.7
Avg. Stride Freq. [Hz]	2.4	2.5	2.4	2.4	2.3	2.4	2.4	2.3
Avg. Stride Length [m]	5.8	7.3	7.3	7.1	6.9	7.1	6.8	6.3



[] Ranking at each section and finish
-:-:- No data available at this section
NA No data available

Horse/Jockey Name	MANZALA/Alan Lai
Finish Rank	11
Fastest Section Time (Section)	0:11.07 (L1400)
Top Speed [km/h] (Section)	66.0 (Overall)
Race State	Finished



Morphettville SA - Professional

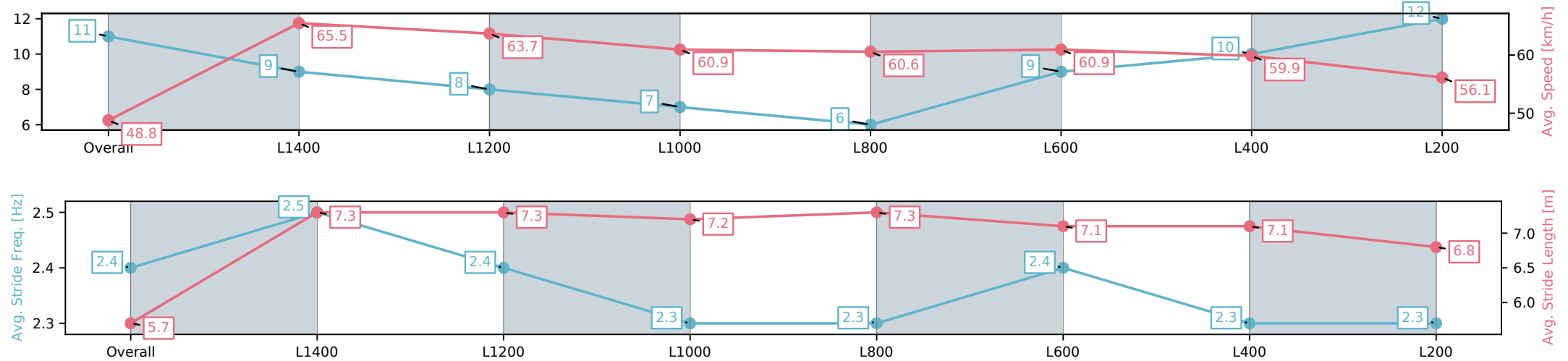
Race 4: Thomas Farms Handicap (Heat 7 of Adelaide in Autumn Series) - 1600m



12 April 2025 - 2:04PM

Track Rating: Good 4, Weather: Fine, Rail Position: +9m 1200m-WP, +6m Remainder

Section	Overall	L1400	L1200	L1000	L800	L600	L400	L200
Section Times	1:37.84[11] (0:14.76)	1:23.08[9] (0:11.07)	1:12.01[8] (0:11.36)	1:00.65[7] (0:11.81)	0:48.84[6] (0:12.01)	0:36.83[9] (0:11.91)	0:24.92[10] (0:12.03)	0:12.89[12] (0:12.89)
Average Speed [km/h]	48.8	65.5	63.7	60.9	60.6	60.9	59.9	56.1
Top Speed [km/h]	65.6	66.0	65.2	61.8	61.2	61.7	60.6	59.1
Avg. Dist. to Rail [m]	2.9	1.5	1.6	3.0	2.5	1.7	2.2	5.9
Avg. Stride Freq. [Hz]	2.4	2.5	2.4	2.3	2.3	2.4	2.3	2.3
Avg. Stride Length [m]	5.7	7.3	7.3	7.2	7.3	7.1	7.1	6.8



[] Ranking at each section and finish
-:-:- No data available at this section
NA No data available

Horse/Jockey Name	CARARADA/Will Price
Finish Rank	12
Fastest Section Time (Section)	0:11.03 (L1400)
Top Speed [km/h] (Section)	66.3 (Overall)
Race State	Finished



Morphettville SA - Professional

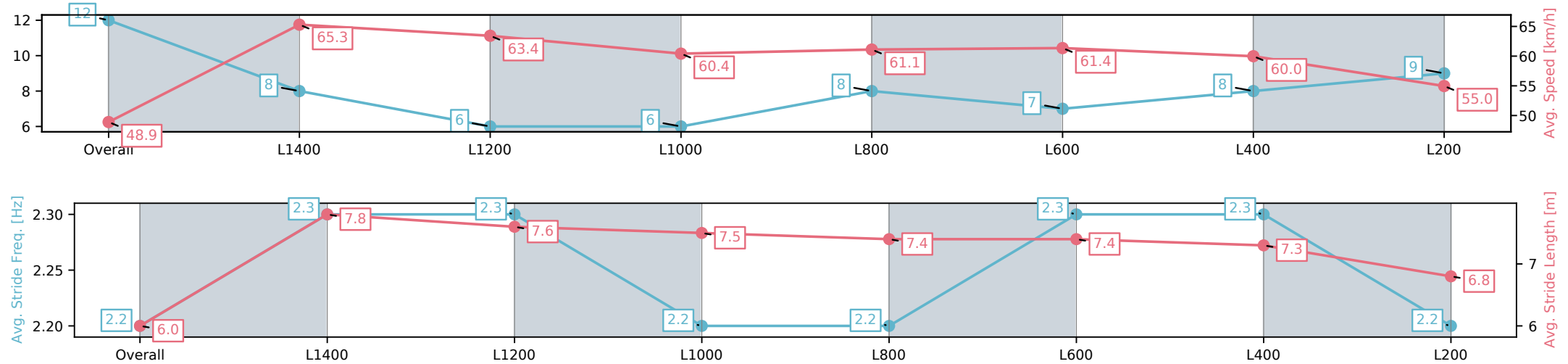
Race 4: Thomas Farms Handicap (Heat 7 of Adelaide in Autumn Series) - 1600m



12 April 2025 - 2:04PM

Track Rating: Good 4, Weather: Fine, Rail Position: +9m 1200m-WP, +6m Remainder

Section	Overall	L1400	L1200	L1000	L800	L600	L400	L200
Section Times	1:37.98[12] (0:14.74)	1:23.24[8] (0:11.03)	1:12.21[6] (0:11.40)	1:00.81[6] (0:11.91)	0:48.90[8] (0:11.86)	0:37.04[7] (0:11.83)	0:25.21[8] (0:12.04)	0:13.17[9] (0:13.17)
Average Speed [km/h]	48.9	65.3	63.4	60.4	61.1	61.4	60.0	55.0
Top Speed [km/h]	65.2	66.3	65.2	61.1	61.8	62.4	61.4	58.1
Avg. Dist. to Rail [m]	2.3	0.6	1.2	2.1	1.6	1.6	3.0	5.4
Avg. Stride Freq. [Hz]	2.2	2.3	2.3	2.2	2.2	2.3	2.3	2.2
Avg. Stride Length [m]	6.0	7.8	7.6	7.5	7.4	7.4	7.3	6.8



[] Ranking at each section and finish
-:-:- No data available at this section
NA No data available

Horse/Jockey Name	BRAVE STAR/Lachlan Neindorf
Finish Rank	13
Fastest Section Time (Section)	0:10.93 (L1400)
Top Speed [km/h] (Section)	67.1 (Overall)
Race State	Finished



Morphettville SA - Professional

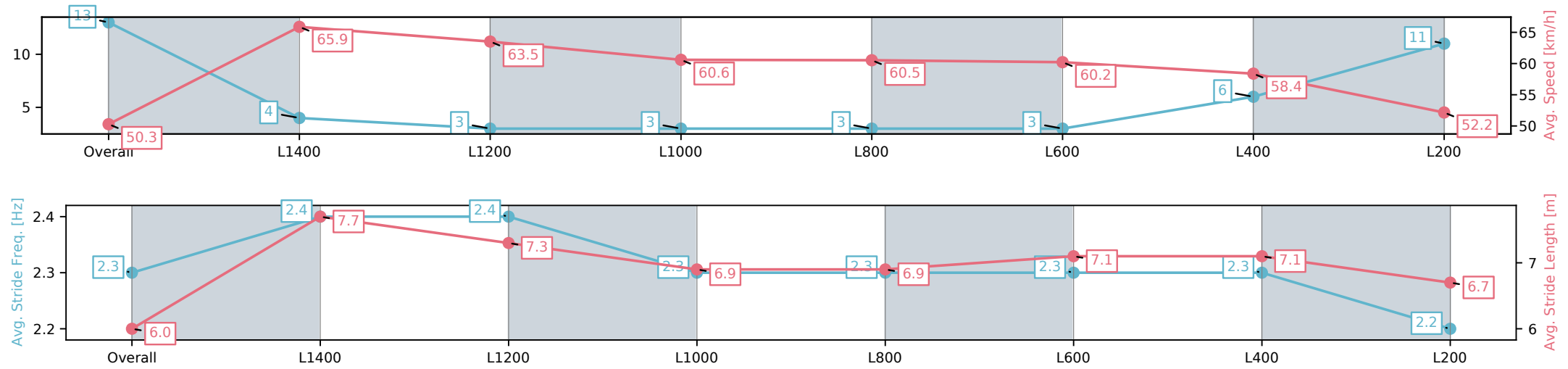
Race 4: Thomas Farms Handicap (Heat 7 of Adelaide in Autumn Series) - 1600m

12 April 2025 - 2:04PM

Track Rating: Good 4, Weather: Fine, Rail Position: +9m 1200m-WP, +6m Remainder



Section	Overall	L1400	L1200	L1000	L800	L600	L400	L200
Section Times	1:38.78[13] (0:14.32)	1:24.46[4] (0:10.93)	1:13.53[3] (0:11.39)	1:02.14[3] (0:11.88)	0:50.26[3] (0:11.98)	0:38.28[3] (0:12.02)	0:26.26[6] (0:12.37)	0:13.89[11] (0:13.89)
Average Speed [km/h]	50.3	65.9	63.5	60.6	60.5	60.2	58.4	52.2
Top Speed [km/h]	67.1	66.6	65.5	61.3	61.0	61.0	59.6	56.3
Avg. Dist. to Rail [m]	8.1	2.2	1.3	2.1	1.8	1.5	2.8	5.2
Avg. Stride Freq. [Hz]	2.3	2.4	2.4	2.3	2.3	2.3	2.3	2.2
Avg. Stride Length [m]	6.0	7.7	7.3	6.9	6.9	7.1	7.1	6.7



[] Ranking at each section and finish
-:-:- No data available at this section
NA No data available