



**Morphettville Parks SA**  
**Race 8: Adelaide Galvanising Industries Handicap - 1000m**  
**05 April 2025 - 4:38PM**



Track Rating: Good 4, Weather: Overcast, Rail Position: +3m 1000m-W/Post, True  
Remainder. Sectional 604m

**Section  
Field Times**

**Overall**  
**0:58.10**  
(0:13.56)

**L800**  
**0:44.53**  
(0:10.43)

**L600**  
**0:34.10**  
(0:11.07)

**L400**  
**0:23.03**  
(0:11.27)

**L200**  
**0:11.77**  
(0:11.77)

Position	#	Horse/Jockey	Barrier	Top Speed [km/h]	Fastest Section	First 400m							Margin	Distance Travelled From Winner [m]
1	11	VEXATIOUS DANCER	9	70.5	0:10.42	0:23.99	0:58.10	0:44.53 [1]	0:34.11 [1]	0:23.04 [1]	0:11.77 [1]		0:58.10	
		Callan Murray		1000-800	800-600		(0:13.56)	(0:10.42)	(0:11.07)	(0:11.27)	(0:11.77)			
2	2	LONRODEX	1	69.1	0:10.68	0:24.49	0:58.15	0:44.34 [4]	0:33.66 [5]	0:22.64 [6]	0:11.52 [4]		0.34L	-2
		Connor Murtagh		1000-800	800-600		(0:13.81)	(0:10.68)	(0:11.02)	(0:11.12)	(0:11.52)			
3	12	GEMINGA	2	70.1	0:10.54	0:24.75	0:58.18	0:43.97 [10]	0:33.43 [9]	0:22.45 [9]	0:11.50 [6]		0.53L	-1
		Ben Price		1000-800	800-600		(0:14.21)	(0:10.54)	(0:10.98)	(0:10.95)	(0:11.50)			
4	10	SUZIDO	3	69.6	0:10.55	0:24.59	0:58.28	0:44.24 [8]	0:33.69 [6]	0:22.77 [5]	0:11.64 [5]		1.18L	-1
		Kayla Crowther		1000-800	800-600		(0:14.04)	(0:10.55)	(0:10.92)	(0:11.13)	(0:11.64)			
5	5	ZEBELLA	6	68.9	0:10.63	0:24.61	0:58.36	0:44.38 [6]	0:33.75 [7]	0:22.70 [7]	0:11.64 [7]		1.71L	+5
		Lachlan Neindorf		1000-800	800-600		(0:13.98)	(0:10.63)	(0:11.05)	(0:11.06)	(0:11.64)			
6	8	RAIN LORD	7	70.6	0:10.47	0:24.26	0:58.41	0:44.62 [3]	0:34.15 [3]	0:23.16 [3]	0:11.91 [3]		2.01L	+3
		Manoel Nunes		1000-800	800-600		(0:13.79)	(0:10.47)	(0:10.99)	(0:11.25)	(0:11.91)			
7	1	MAGIC MAX	5	68.7	0:10.70	0:24.93	0:58.45	0:44.22 [11]	0:33.52 [11]	0:22.54 [12]	0:11.46 [12]		2.3L	+1
		Rochelle Milnes		1000-800	800-600		(0:14.23)	(0:10.70)	(0:10.98)	(0:11.08)	(0:11.46)			
8	6	BALLON D'OR	8	68.7	0:10.76	0:24.87	0:58.48	0:44.37 [9]	0:33.61 [10]	0:22.65 [10]	0:11.56 [10]		2.48L	+6
		Todd Pannell		800-600	800-600		(0:14.11)	(0:10.76)	(0:10.96)	(0:11.09)	(0:11.56)			
9	7	CLASSY KENNY	10	69.4	0:10.75	0:25.14	0:58.50	0:44.24 [12]	0:33.36 [12]	0:22.61 [11]	0:11.53 [11]		2.64L	+0
		Will Price		800-600	600-400		(0:14.26)	(0:10.88)	(0:10.75)	(0:11.08)	(0:11.53)			
10	4	COOL MAGNUM	4	69.9	0:10.61	0:24.62	0:58.51	0:44.50 [7]	0:33.89 [8]	0:22.82 [8]	0:11.60 [9]		2.65L	+2
		Zoe Lloyd		1000-800	800-600		(0:14.01)	(0:10.61)	(0:11.07)	(0:11.22)	(0:11.60)			

Scratched: Metro Legend (#3)

Report Created: Sat 05 April 2025 17:44:29 GMT+11 (Note: Timing is based on positional data)

Page 1/14

[ ] Position in running at each section and finish  
-:-:- No data available at this section  
NA No data available  
■ Background shading for fastest section

# Saddle cloth number  
DNF Did not finish  
DNT Did not track



Morphettville Parks SA  
Race 8: Adelaide Galvanising Industries Handicap - 1000m  
05 April 2025 - 4:38PM



Track Rating: Good 4, Weather: Overcast, Rail Position: +3m 1000m-W/Post, True  
Remainder. Sectional 604m

Section Field Times							Overall	L800	L600	L400	L200			
							0:58.10 (0:13.56)	0:44.53 (0:10.43)	0:34.10 (0:11.07)	0:23.03 (0:11.27)	0:11.77 (0:11.77)			
Position	#	Horse/Jockey	Barrier	Top Speed [km/h]	Fastest Section	First 400m							Margin	Distance Travelled From Winner [m]
11	9	SUNZOU	11	70.8	0:10.42	0:24.09	0:58.59	0:44.92 [2]	0:34.50 [2]	0:23.52 [2]	0:12.10 [2]		3.2L	+0
		Jacob Opperman		1000-800	800-600		(0:13.67)	(0:10.42)	(0:10.98)	(0:11.42)	(0:12.10)			
12	13	BABAYKA	12	69.6	0:10.55	0:24.42	0:58.65	0:44.78 [5]	0:34.23 [4]	0:23.17 [4]	0:11.92 [8]		3.55L	+5
		Stacey Metcalfe		1000-800	800-600		(0:13.87)	(0:10.55)	(0:11.06)	(0:11.25)	(0:11.92)			

Scratched: Metro Legend (#3)

- [ ]

Position in running at each section and finish
- :--:--

No data available at this section
- NA

No data available
- Background shading for fastest section
- #

Saddle cloth number
- DNF

Did not finish
- DNT

Did not track

Horse/Jockey Name	VEXATIOUS DANCER/Callan Murray
Finish Rank	1
Fastest Section Time (Section)	0:10.42 (L800)
Top Speed [km/h] (Section)	70.5 (Overall)
Race State	Finished



Morphettville Parks SA - Professional

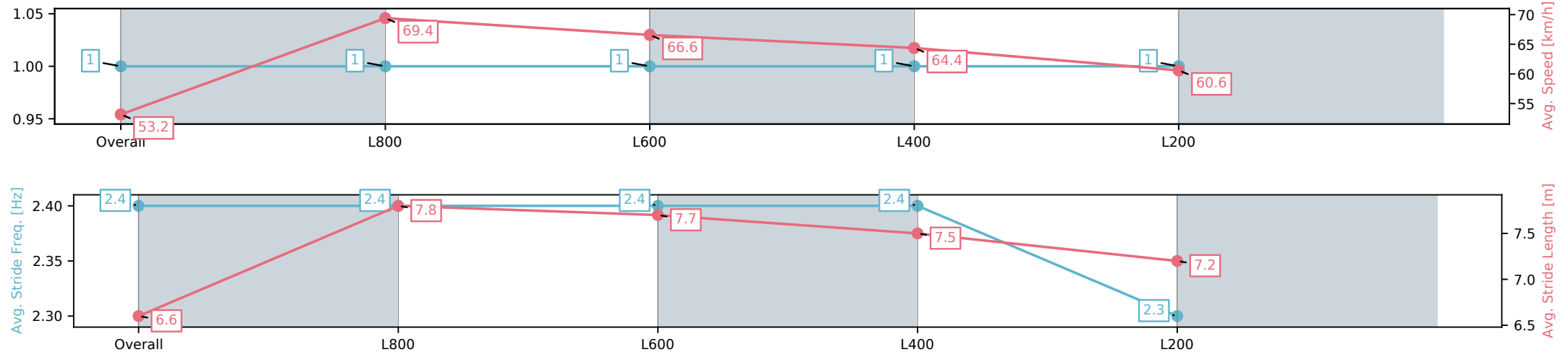
Race 8: Adelaide Galvanising Industries Handicap - 1000m

05 April 2025 - 4:38PM

Track Rating: Good 4, Weather: Overcast, Rail Position: +3m  
1000m-W/Post, True Remainder. Sectional 604m



Section	Overall	L800	L600	L400	L200
Section Times	0:58.10[1] (0:13.56)	0:44.53[1] (0:10.42)	0:34.11[1] (0:11.07)	0:23.04[1] (0:11.27)	0:11.77[1] (0:11.77)
Average Speed [km/h]	53.2	69.4	66.6	64.4	60.6
Top Speed [km/h]	70.1	70.5	68.1	65.1	64.7
Avg. Dist. to Rail [m]	9.1	1.9	3.6	5.1	4.1
Avg. Stride Freq. [Hz]	2.4	2.4	2.4	2.4	2.3
Avg. Stride Length [m]	6.6	7.8	7.7	7.5	7.2



[ ] Ranking at each section and finish  
-:-:- No data available at this section  
NA No data available

Horse/Jockey Name	LONRODEX/Connor Murtagh
Finish Rank	2
Fastest Section Time (Section)	0:10.68 (L800)
Top Speed [km/h] (Section)	69.1 (Overall)
Race State	Finished



Morphettville Parks SA - Professional

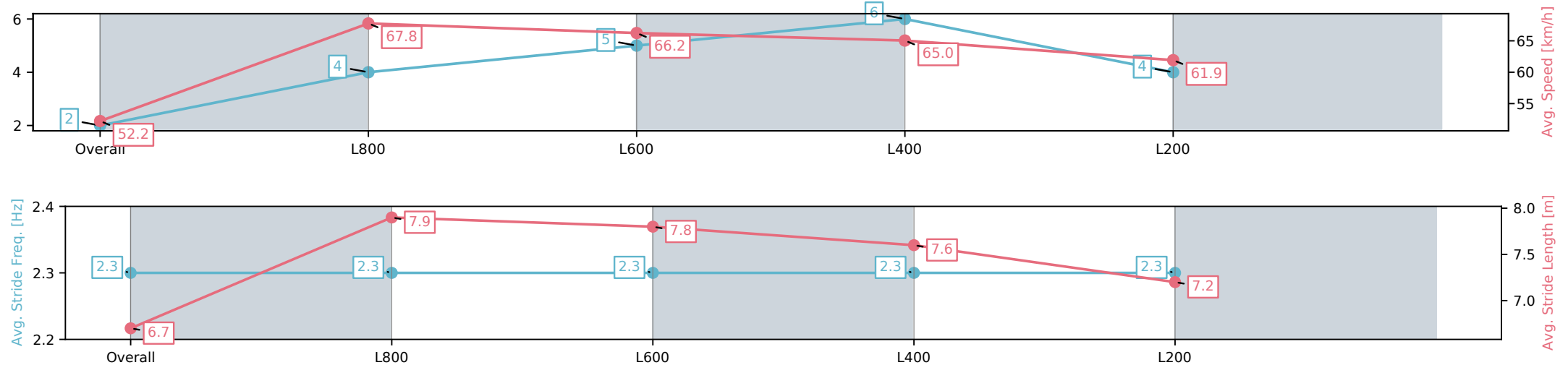
Race 8: Adelaide Galvanising Industries Handicap - 1000m

05 April 2025 - 4:38PM

Track Rating: Good 4, Weather: Overcast, Rail Position: +3m  
1000m-W/Post, True Remainder. Sectional 604m



Section	Overall	L800	L600	L400	L200
Section Times	0:58.15[2] (0:13.81)	0:44.34[4] (0:10.68)	0:33.66[5] (0:11.02)	0:22.64[6] (0:11.12)	0:11.52[4] (0:11.52)
Average Speed [km/h]	52.2	67.8	66.2	65.0	61.9
Top Speed [km/h]	68.5	69.1	67.3	66.0	63.8
Avg. Dist. to Rail [m]	4.1	2.4	2.2	2.5	2.1
Avg. Stride Freq. [Hz]	2.3	2.3	2.3	2.3	2.3
Avg. Stride Length [m]	6.7	7.9	7.8	7.6	7.2



[ ] Ranking at each section and finish  
-:-:- No data available at this section  
NA No data available

Horse/Jockey Name	GEMINGA/Ben Price
Finish Rank	3
Fastest Section Time (Section)	0:10.54 (L800)
Top Speed [km/h] (Section)	70.1 (Overall)
Race State	Finished



Morphettville Parks SA - Professional

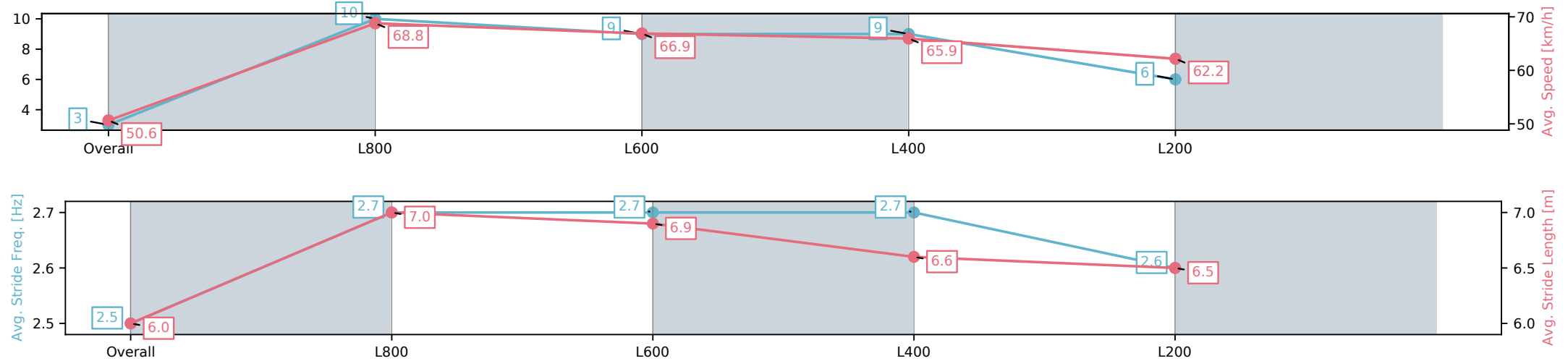
Race 8: Adelaide Galvanising Industries Handicap - 1000m

05 April 2025 - 4:38PM

Track Rating: Good 4, Weather: Overcast, Rail Position: +3m  
1000m-W/Post, True Remainder. Sectional 604m



Section	Overall	L800	L600	L400	L200
Section Times	0:58.18[3] (0:14.21)	0:43.97[10] (0:10.54)	0:33.43[9] (0:10.98)	0:22.45[9] (0:10.95)	0:11.50[6] (0:11.50)
Average Speed [km/h]	50.6	68.8	66.9	65.9	62.2
Top Speed [km/h]	69.4	70.1	67.9	68.1	64.4
Avg. Dist. to Rail [m]	5.0	2.4	2.9	3.5	5.0
Avg. Stride Freq. [Hz]	2.5	2.7	2.7	2.7	2.6
Avg. Stride Length [m]	6.0	7.0	6.9	6.6	6.5



[ ] Ranking at each section and finish  
-:-:- No data available at this section  
NA No data available

Horse/Jockey Name	SUZIDO/Kayla Crowther
Finish Rank	4
Fastest Section Time (Section)	0:10.55 (L800)
Top Speed [km/h] (Section)	69.6 (Overall)
Race State	Finished



Morphettville Parks SA - Professional

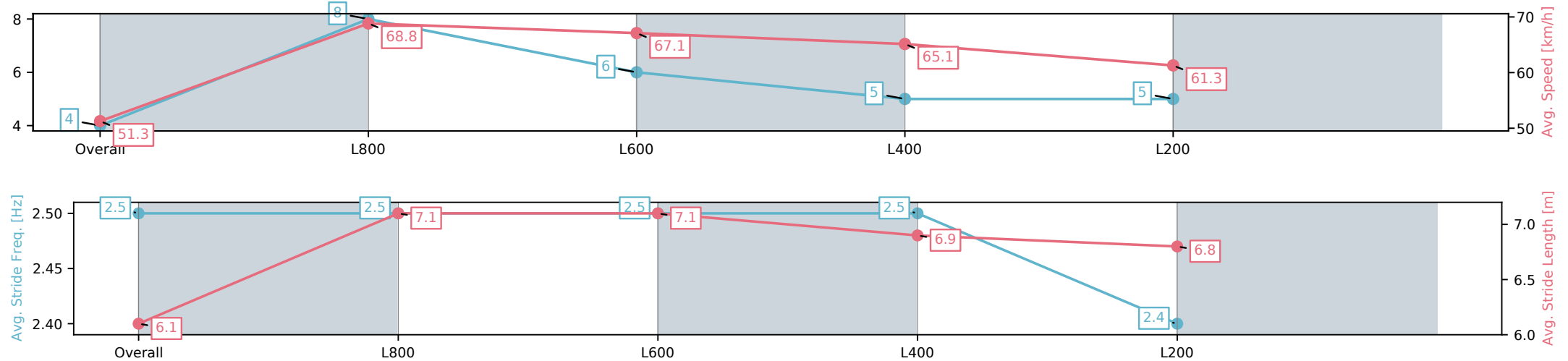
Race 8: Adelaide Galvanising Industries Handicap - 1000m

05 April 2025 - 4:38PM

Track Rating: Good 4, Weather: Overcast, Rail Position: +3m  
1000m-W/Post, True Remainder. Sectional 604m



Section	Overall	L800	L600	L400	L200
Section Times	0:58.28[4] (0:14.04)	0:44.24[8] (0:10.55)	0:33.69[6] (0:10.92)	0:22.77[5] (0:11.13)	0:11.64[5] (0:11.64)
Average Speed [km/h]	51.3	68.8	67.1	65.1	61.3
Top Speed [km/h]	69.2	69.6	67.7	66.3	64.0
Avg. Dist. to Rail [m]	5.4	3.2	2.7	5.0	7.2
Avg. Stride Freq. [Hz]	2.5	2.5	2.5	2.5	2.4
Avg. Stride Length [m]	6.1	7.1	7.1	6.9	6.8



[ ] Ranking at each section and finish  
-:-:- No data available at this section  
NA No data available

Horse/Jockey Name	ZEBELLA/Lachlan Neindorf
Finish Rank	5
Fastest Section Time (Section)	0:10.63 (L800)
Top Speed [km/h] (Section)	68.9 (Overall)
Race State	Finished



Morphettville Parks SA - Professional

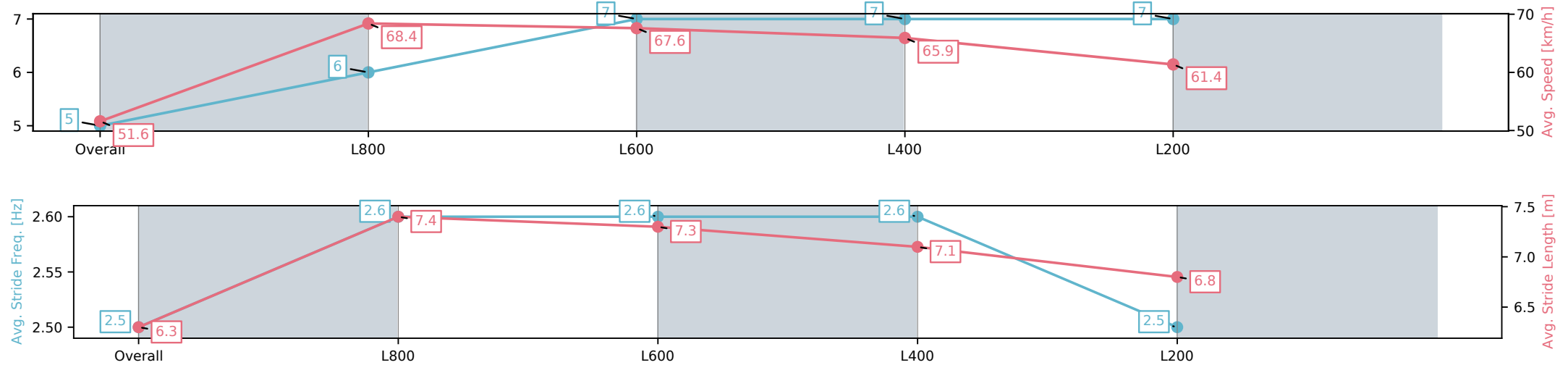
Race 8: Adelaide Galvanising Industries Handicap - 1000m

05 April 2025 - 4:38PM

Track Rating: Good 4, Weather: Overcast, Rail Position: +3m  
1000m-W/Post, True Remainder. Sectional 604m



Section	Overall	L800	L600	L400	L200
Section Times	0:58.36[5] (0:13.98)	0:44.38[6] (0:10.63)	0:33.75[7] (0:11.05)	0:22.70[7] (0:11.06)	0:11.64[7] (0:11.64)
Average Speed [km/h]	51.6	68.4	67.6	65.9	61.4
Top Speed [km/h]	67.8	68.9	68.6	67.5	64.1
Avg. Dist. to Rail [m]	7.4	4.1	6.1	8.7	10.3
Avg. Stride Freq. [Hz]	2.5	2.6	2.6	2.6	2.5
Avg. Stride Length [m]	6.3	7.4	7.3	7.1	6.8



- [ ] Ranking at each section and finish
- :-:- No data available at this section
- NA No data available

Horse/Jockey Name	RAIN LORD/Manoel Nunes
Finish Rank	6
Fastest Section Time (Section)	0:10.47 (L800)
Top Speed [km/h] (Section)	70.6 (Overall)
Race State	Finished



Morphettville Parks SA - Professional

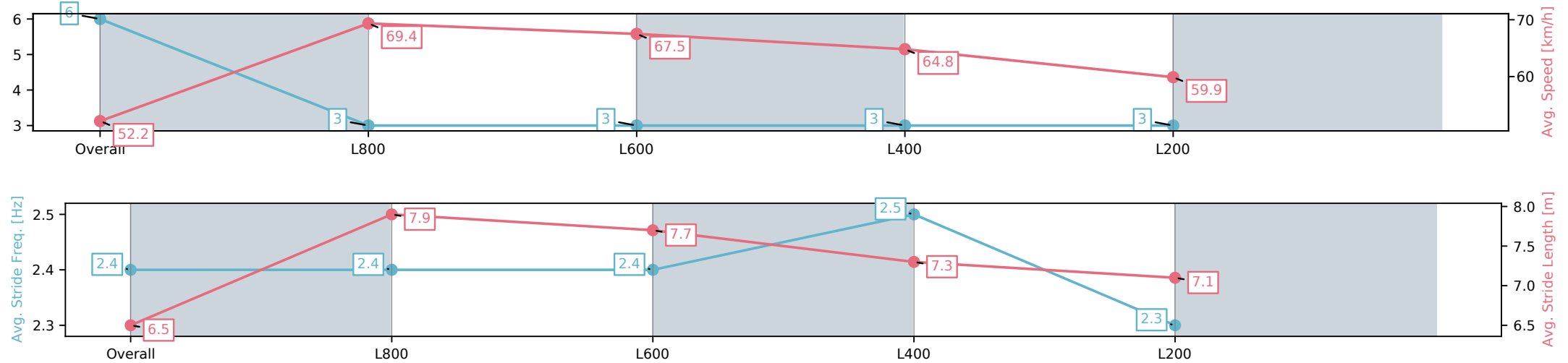
Race 8: Adelaide Galvanising Industries Handicap - 1000m

05 April 2025 - 4:38PM

Track Rating: Good 4, Weather: Overcast, Rail Position: +3m  
1000m-W/Post, True Remainder. Sectional 604m



Section	Overall	L800	L600	L400	L200
Section Times	0:58.41[6] (0:13.79)	0:44.62[3] (0:10.47)	0:34.15[3] (0:10.99)	0:23.16[3] (0:11.25)	0:11.91[3] (0:11.91)
Average Speed [km/h]	52.2	69.4	67.5	64.8	59.9
Top Speed [km/h]	70.6	70.5	68.3	66.9	63.5
Avg. Dist. to Rail [m]	7.5	3.1	4.8	8.0	8.0
Avg. Stride Freq. [Hz]	2.4	2.4	2.4	2.5	2.3
Avg. Stride Length [m]	6.5	7.9	7.7	7.3	7.1



[ ] Ranking at each section and finish  
-:-:- No data available at this section  
NA No data available



Horse/Jockey Name	MAGIC MAX/Rochelle Milnes
Finish Rank	7
Fastest Section Time (Section)	0:10.70 (L800)
Top Speed [km/h] (Section)	68.7 (Overall)
Race State	Finished



Morphettville Parks SA - Professional

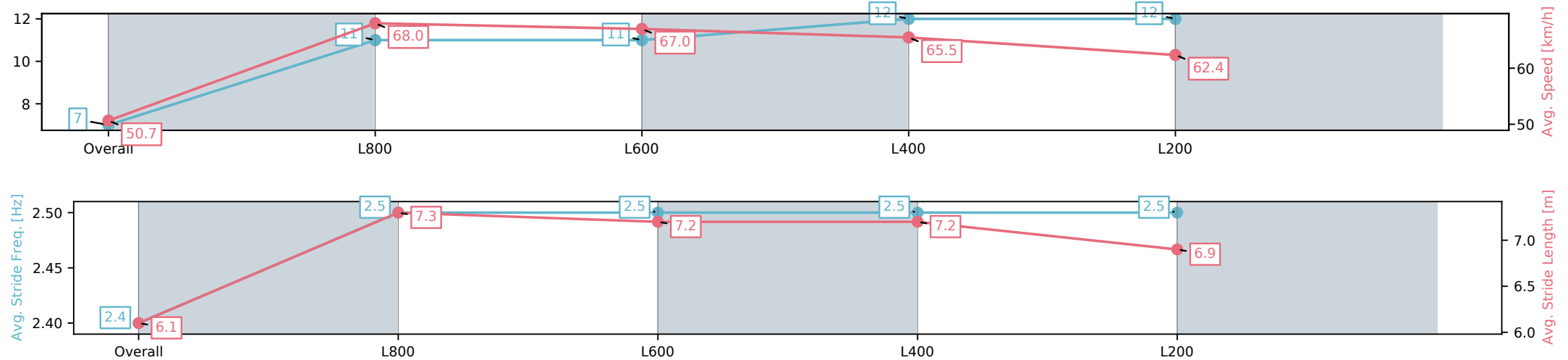
Race 8: Adelaide Galvanising Industries Handicap - 1000m

05 April 2025 - 4:38PM

Track Rating: Good 4, Weather: Overcast, Rail Position: +3m  
1000m-W/Post, True Remainder. Sectional 604m



Section	Overall	L800	L600	L400	L200
Section Times	0:58.45[7] (0:14.23)	0:44.22[11] (0:10.70)	0:33.52[11] (0:10.98)	0:22.54[12] (0:11.08)	0:11.46[12] (0:11.46)
Average Speed [km/h]	50.7	68.0	67.0	65.5	62.4
Top Speed [km/h]	67.8	68.7	67.6	66.5	64.7
Avg. Dist. to Rail [m]	7.6	4.6	3.6	6.1	9.7
Avg. Stride Freq. [Hz]	2.4	2.5	2.5	2.5	2.5
Avg. Stride Length [m]	6.1	7.3	7.2	7.2	6.9



[ ] Ranking at each section and finish  
-:-:- No data available at this section  
NA No data available

Horse/Jockey Name	BALLON D'OR/Todd Pannell
Finish Rank	8
Fastest Section Time (Section)	0:10.76 (L800)
Top Speed [km/h] (Section)	68.7 (L800)
Race State	Finished



Morphettville Parks SA - Professional

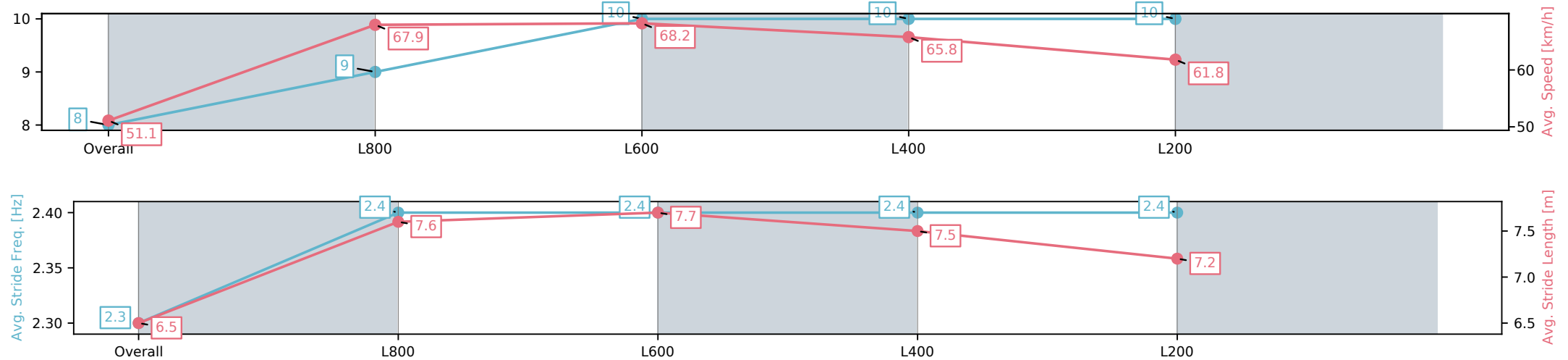
Race 8: Adelaide Galvanising Industries Handicap - 1000m

05 April 2025 - 4:38PM

Track Rating: Good 4, Weather: Overcast, Rail Position: +3m  
1000m-W/Post, True Remainder. Sectional 604m



Section	Overall	L800	L600	L400	L200
Section Times	0:58.48[8] (0:14.11)	0:44.37[9] (0:10.76)	0:33.61[10] (0:10.96)	0:22.65[10] (0:11.09)	0:11.56[10] (0:11.56)
Average Speed [km/h]	51.1	67.9	68.2	65.8	61.8
Top Speed [km/h]	67.3	68.4	68.7	67.9	63.8
Avg. Dist. to Rail [m]	9.5	5.7	6.1	8.9	12.0
Avg. Stride Freq. [Hz]	2.3	2.4	2.4	2.4	2.4
Avg. Stride Length [m]	6.5	7.6	7.7	7.5	7.2



[ ] Ranking at each section and finish  
-:-:- No data available at this section  
NA No data available

Horse/Jockey Name	CLASSY KENNY/Will Price
Finish Rank	9
Fastest Section Time (Section)	0:10.75 (L600)
Top Speed [km/h] (Section)	69.4 (L800)
Race State	Finished



Morphettville Parks SA - Professional

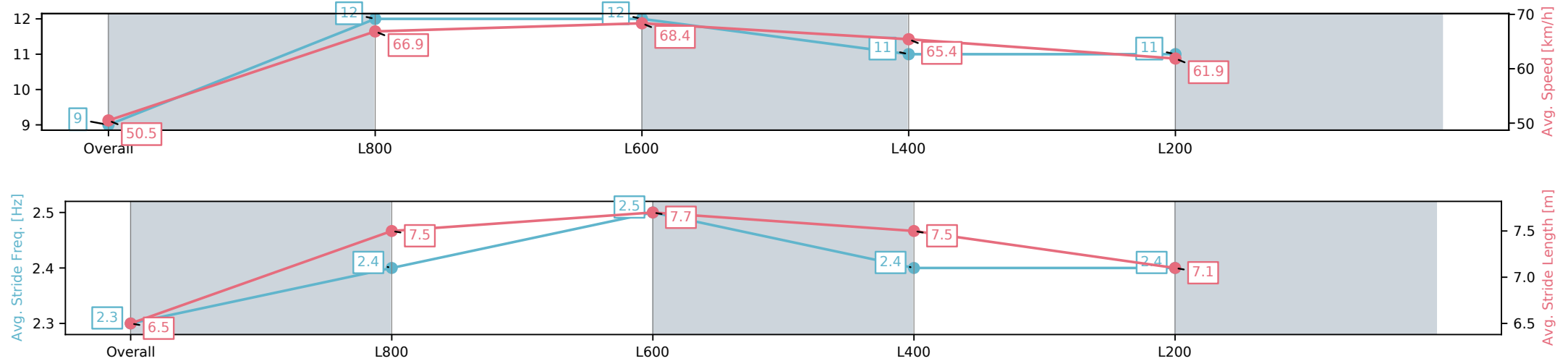
Race 8: Adelaide Galvanising Industries Handicap - 1000m

05 April 2025 - 4:38PM

Track Rating: Good 4, Weather: Overcast, Rail Position: +3m  
1000m-W/Post, True Remainder. Sectional 604m



Section	Overall	L800	L600	L400	L200
Section Times	0:58.50[9] (0:14.26)	0:44.24[12] (0:10.88)	0:33.36[12] (0:10.75)	0:22.61[11] (0:11.08)	0:11.53[11] (0:11.53)
Average Speed [km/h]	50.5	66.9	68.4	65.4	61.9
Top Speed [km/h]	68.7	68.7	69.4	67.1	65.0
Avg. Dist. to Rail [m]	10.9	5.8	3.3	4.4	5.9
Avg. Stride Freq. [Hz]	2.3	2.4	2.5	2.4	2.4
Avg. Stride Length [m]	6.5	7.5	7.7	7.5	7.1



[ ] Ranking at each section and finish  
-:-:- No data available at this section  
NA No data available

Horse/Jockey Name	COOL MAGNUM/Zoe Lloyd
Finish Rank	10
Fastest Section Time (Section)	0:10.61 (L800)
Top Speed [km/h] (Section)	69.9 (Overall)
Race State	Finished



Morphettville Parks SA - Professional

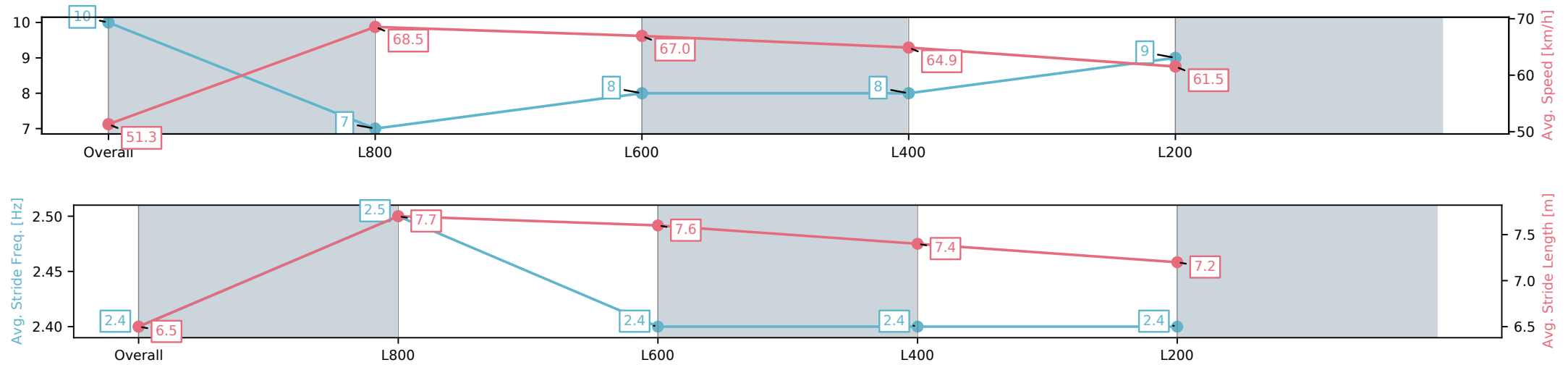
Race 8: Adelaide Galvanising Industries Handicap - 1000m

05 April 2025 - 4:38PM

Track Rating: Good 4, Weather: Overcast, Rail Position: +3m  
1000m-W/Post, True Remainder. Sectional 604m



Section	Overall	L800	L600	L400	L200
Section Times	0:58.51[10] (0:14.01)	0:44.50[7] (0:10.61)	0:33.89[8] (0:11.07)	0:22.82[8] (0:11.22)	0:11.60[9] (0:11.60)
Average Speed [km/h]	51.3	68.5	67.0	64.9	61.5
Top Speed [km/h]	67.9	69.9	68.6	65.8	64.4
Avg. Dist. to Rail [m]	5.6	2.9	4.5	7.4	8.7
Avg. Stride Freq. [Hz]	2.4	2.5	2.4	2.4	2.4
Avg. Stride Length [m]	6.5	7.7	7.6	7.4	7.2



Horse/Jockey Name	SUNZOU/Jacob Opperman
Finish Rank	11
Fastest Section Time (Section)	0:10.42 (L800)
Top Speed [km/h] (Section)	70.8 (Overall)
Race State	Finished



Morphettville Parks SA - Professional

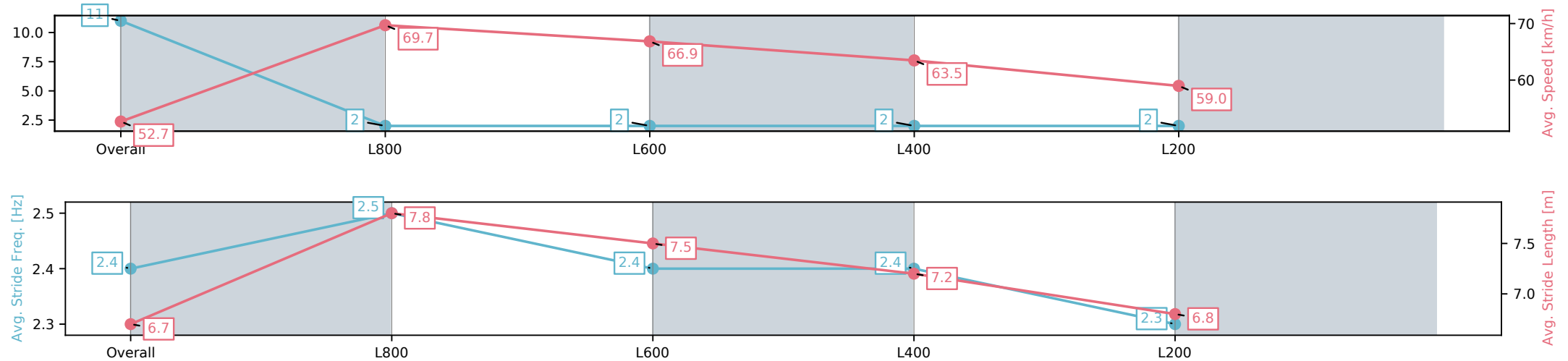
Race 8: Adelaide Galvanising Industries Handicap - 1000m

05 April 2025 - 4:38PM

Track Rating: Good 4, Weather: Overcast, Rail Position: +3m  
1000m-W/Post, True Remainder. Sectional 604m



Section	Overall	L800	L600	L400	L200
Section Times	0:58.59[11] (0:13.67)	0:44.92[2] (0:10.42)	0:34.50[2] (0:10.98)	0:23.52[2] (0:11.42)	0:12.10[2] (0:12.10)
Average Speed [km/h]	52.7	69.7	66.9	63.5	59.0
Top Speed [km/h]	70.8	70.7	69.0	65.2	61.5
Avg. Dist. to Rail [m]	11.2	3.3	3.2	4.0	3.8
Avg. Stride Freq. [Hz]	2.4	2.5	2.4	2.4	2.3
Avg. Stride Length [m]	6.7	7.8	7.5	7.2	6.8



[ ] Ranking at each section and finish  
-:-:- No data available at this section  
NA No data available

Horse/Jockey Name	BABAYKA/Stacey Metcalfe
Finish Rank	12
Fastest Section Time (Section)	0:10.55 (L800)
Top Speed [km/h] (Section)	69.6 (Overall)
Race State	Finished



Morphettville Parks SA - Professional

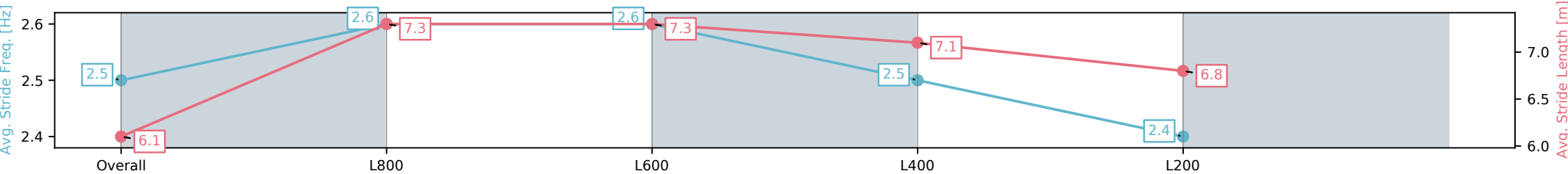
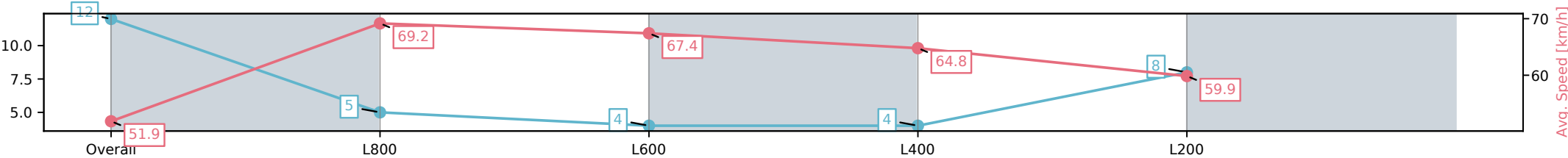
Race 8: Adelaide Galvanising Industries Handicap - 1000m

05 April 2025 - 4:38PM

Track Rating: Good 4, Weather: Overcast, Rail Position: +3m  
1000m-W/Post, True Remainder. Sectional 604m



Section	Overall	L800	L600	L400	L200
Section Times	0:58.65[12] (0:13.87)	0:44.78[5] (0:10.55)	0:34.23[4] (0:11.06)	0:23.17[4] (0:11.25)	0:11.92[8] (0:11.92)
Average Speed [km/h]	51.9	69.2	67.4	64.8	59.9
Top Speed [km/h]	68.8	69.6	68.7	66.6	62.4
Avg. Dist. to Rail [m]	12.2	5.6	5.7	7.8	9.2
Avg. Stride Freq. [Hz]	2.5	2.6	2.6	2.5	2.4
Avg. Stride Length [m]	6.1	7.3	7.3	7.1	6.8



[ ] Ranking at each section and finish  
-:-:- No data available at this section  
NA No data available