



# Morphettville Parks SA

Race 5: Croser Handicap (Heat 5 Adelaide in Autumn Series) - 1400m

05 April 2025 - 2:43PM

Track Rating: Good 4, Weather: Overcast, Rail Position: +3m 1000m-W/Post, True  
Remainder. Sectional 604m



Section Field Times							Overall	L1200	L1000	L800	L600	L400		
							1:24.11 (0:14.16)	1:09.95 (0:11.38)	0:58.56 (0:11.71)	0:46.86 (0:11.47)	0:35.39 (0:11.75)	0:23.64 (0:11.55)		
Position	#	Horse/Jockey	Barrier	Top Speed [km/h]	Fastest Section	First 400m							Distance Travelled From Winner [m]	
1	11	JILLADORA	1	64.1	0:11.41	0:25.74	1:24.11	1:09.88 [2]	0:58.37 [2]	0:46.60 [3]	0:35.05 [3]	0:23.50 [2]		
		Margaret Collett		600-400	400-200		(0:14.23)	(0:11.51)	(0:11.77)	(0:11.55)	(0:11.55)	(0:11.41)		
2	12	WINE BARRON	4	64.3	0:11.44	0:25.88	1:24.32	1:09.88 [3]	0:58.44 [3]	0:46.71 [4]	0:35.22 [4]	0:23.60 [4]		+3
		Manoel Nunes		1000-800	1200-1000		(0:14.44)	(0:11.44)	(0:11.73)	(0:11.49)	(0:11.62)	(0:11.55)		
3	5	FINE FUTURE	2	65.2	0:11.40	0:25.99	1:24.35	1:09.76 [4]	0:58.36 [5]	0:46.56 [5]	0:35.02 [6]	0:23.37 [7]		+3
		Kayla Crowther		1400-1200	1200-1000		(0:14.59)	(0:11.40)	(0:11.80)	(0:11.54)	(0:11.65)	(0:11.56)		
4	8	GIVE SOME LIP	7	64.8	0:11.28	0:26.10	1:24.61	1:09.80 [8]	0:58.51 [6]	0:46.76 [7]	0:35.28 [7]	0:23.78 [5]		+0
		Ben Price		1400-1200	1200-1000		(0:14.81)	(0:11.28)	(0:11.75)	(0:11.48)	(0:11.50)	(0:11.52)		
5	6	FRANCE'S BOY	9	66.3	0:11.38	0:25.54	1:24.73	1:10.57 [1]	0:59.19 [1]	0:47.49 [1]	0:36.01 [1]	0:24.26 [1]		-2
		Zoe Lloyd		1400-1200	1200-1000		(0:14.16)	(0:11.38)	(0:11.70)	(0:11.48)	(0:11.75)	(0:11.75)		
6	13	GIORGI	5	64.3	0:11.45	0:26.31	1:25.08	1:10.30 [7]	0:58.77 [8]	0:46.98 [9]	0:35.53 [10]	0:23.92 [10]		+0
		Will Price		1000-800	800-600		(0:14.78)	(0:11.53)	(0:11.79)	(0:11.45)	(0:11.61)	(0:11.56)		
7	2	EVERGLADE	8	67.3	0:10.90	0:26.95	1:25.39	1:09.34 [10]	0:58.44 [10]	0:47.13 [10]	0:35.88 [9]	0:24.25 [9]		+2
		Jake Toeroek		1400-1200	1200-1000		(0:16.05)	(0:10.90)	(0:11.31)	(0:11.25)	(0:11.63)	(0:11.70)		
8	3	WILD WILLY	10	64.4	0:11.43	0:26.16	1:25.52	1:10.80 [6]	0:59.36 [7]	0:47.71 [6]	0:36.28 [5]	0:24.65 [6]		+8
		Justin Potter		1000-800	800-600		(0:14.72)	(0:11.44)	(0:11.65)	(0:11.43)	(0:11.63)	(0:11.90)		
9	10	THE JOURNO	6	64.3	0:11.39	0:26.47	1:25.74	1:10.76 [9]	0:59.27 [9]	0:47.65 [8]	0:36.26 [8]	0:24.63 [8]		+8
		Jacob Opperman		800-600	800-600		(0:14.98)	(0:11.49)	(0:11.62)	(0:11.39)	(0:11.63)	(0:11.93)		
10	1	LE VIZIR	3	67.3	0:11.22	0:25.88	1:25.75	1:11.09 [5]	0:59.87 [3]	0:48.40 [2]	0:36.86 [2]	0:25.03 [3]		+5
		Alan Lai		1200-1000	1200-1000		(0:14.66)	(0:11.22)	(0:11.47)	(0:11.54)	(0:11.83)	(0:12.12)		

Scratched: Bullet Wing (#4), Dolcemente (#7), Miss Kermie (#9)

Report Created: Sat 05 April 2025 15:58:33 GMT+11 (Note: Timing is based on positional data)

Page 1/12

[ ] Position in running at each section and finish  
-:-:- No data available at this section  
NA No data available  
# Saddle cloth number  
DNF Did not finish  
DNT Did not track  
Background shading for fastest section



# Morphettville Parks SA

Race 5: Croser Handicap (Heat 5 Adelaide in Autumn Series) - 1400m

05 April 2025 - 2:43PM

Track Rating: Good 4, Weather: Overcast, Rail Position: +3m 1000m-W/Post, True  
Remainder. Sectional 604m



## Section Field Times

L200  
0:12.09  
(0:12.09)

Position	#	Horse/Jockey	Barrier	Top Speed [km/h]	Fastest Section	First 400m	Margin							Distance Travelled From Winner [m]
1	11	JILLADORA	1	64.1	0:11.41	0:25.74	0:12.09 [1]	1:24.11						
		Margaret Collett		600-400	400-200		(0:12.09)							
2	12	WINE BARRON	4	64.3	0:11.44	0:25.88	0:12.05 [3]	1.33L						+3
		Manoel Nunes		1000-800	1200-1000		(0:12.05)							
3	5	FINE FUTURE	2	65.2	0:11.40	0:25.99	0:11.80 [5]	1.52L						+3
		Kayla Crowther		1400-1200	1200-1000		(0:11.80)							
4	8	GIVE SOME LIP	7	64.8	0:11.28	0:26.10	0:12.26 [4]	3.12L						+0
		Ben Price		1400-1200	1200-1000		(0:12.26)							
5	6	FRANCE'S BOY	9	66.3	0:11.38	0:25.54	0:12.51 [2]	3.9L						-2
		Zoe Lloyd		1400-1200	1200-1000		(0:12.51)							
6	13	GIORGI	5	64.3	0:11.45	0:26.31	0:12.36 [6]	6.07L						+0
		Will Price		1000-800	800-600		(0:12.36)							
7	2	EVERGLADE	8	67.3	0:10.90	0:26.95	0:12.55 [8]	8.0L						+2
		Jake Toeroek		1400-1200	1200-1000		(0:12.55)							
8	3	WILD WILLY	10	64.4	0:11.43	0:26.16	0:12.75 [7]	8.8L						+8
		Justin Potter		1000-800	800-600		(0:12.75)							
9	10	THE JOURNO	6	64.3	0:11.39	0:26.47	0:12.70 [10]	10.22L						+8
		Jacob Opperman		800-600	800-600		(0:12.70)							
10	1	LE VIZIR	3	67.3	0:11.22	0:25.88	0:12.91 [8]	10.28L						+5
		Alan Lai		1200-1000	1200-1000		(0:12.91)							

Scratched: Bullet Wing (#4), Dolcemente (#7), Miss Kermie (#9)

Report Created: Sat 05 April 2025 15:58:33 GMT+11 (Note: Timing is based on positional data)

Page 2/12

[ ] Position in running at each section and finish  
-:-:- No data available at this section  
NA No data available  
Background shading for fastest section

# Saddle cloth number  
DNF Did not finish  
DNT Did not track

Horse/Jockey Name	JILLADORA/Margaret Collett
Finish Rank	1
Fastest Section Time (Section)	0:11.41 (L400)
Top Speed [km/h] (Section)	64.1 (L600)
Race State	Finished



Morphettville Parks SA - Professional

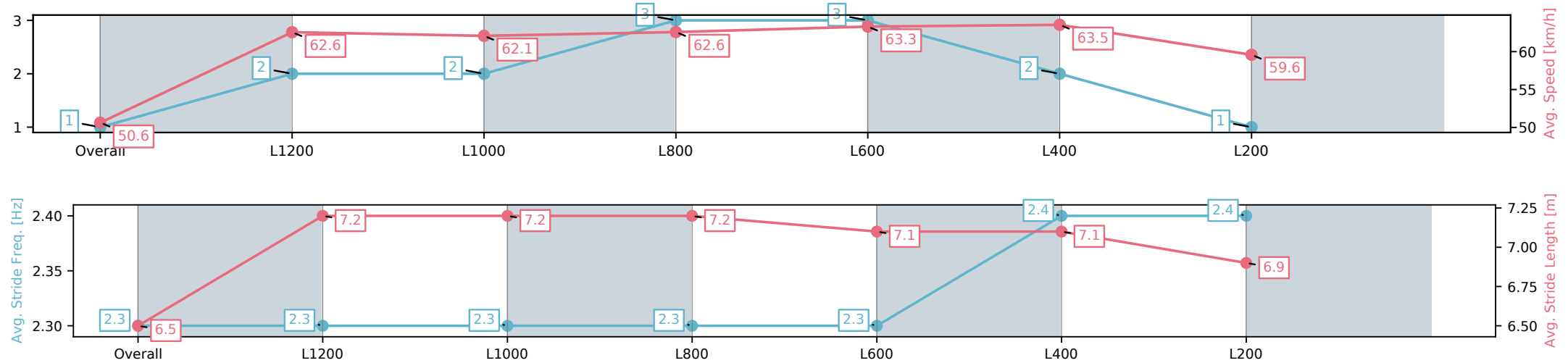
Race 5: Croser Handicap (Heat 5 Adelaide in Autumn Series) - 1400m



05 April 2025 - 2:43PM

Track Rating: Good 4, Weather: Overcast, Rail Position: +3m  
1000m-W/Post, True Remainder. Sectional 604m

Section	Overall	L1200	L1000	L800	L600	L400	L200
Section Times	1:24.11[1] (0:14.23)	1:09.88[2] (0:11.51)	0:58.37[2] (0:11.77)	0:46.60[3] (0:11.55)	0:35.05[3] (0:11.55)	0:23.50[2] (0:11.41)	0:12.09[1] (0:12.09)
Average Speed [km/h]	50.6	62.6	62.1	62.6	63.3	63.5	59.6
Top Speed [km/h]	63.7	63.8	62.5	63.5	63.9	64.1	62.6
Avg. Dist. to Rail [m]	2.3	1.8	2.6	2.5	2.5	4.1	5.7
Avg. Stride Freq. [Hz]	2.3	2.3	2.3	2.3	2.3	2.4	2.4
Avg. Stride Length [m]	6.5	7.2	7.2	7.2	7.1	7.1	6.9



[ ] Ranking at each section and finish  
-:-:- No data available at this section  
NA No data available

Horse/Jockey Name	WINE BARRON/Manoel Nunes
Finish Rank	2
Fastest Section Time (Section)	0:11.44 (L1200)
Top Speed [km/h] (Section)	64.3 (L1000)
Race State	Finished



Morphettville Parks SA - Professional

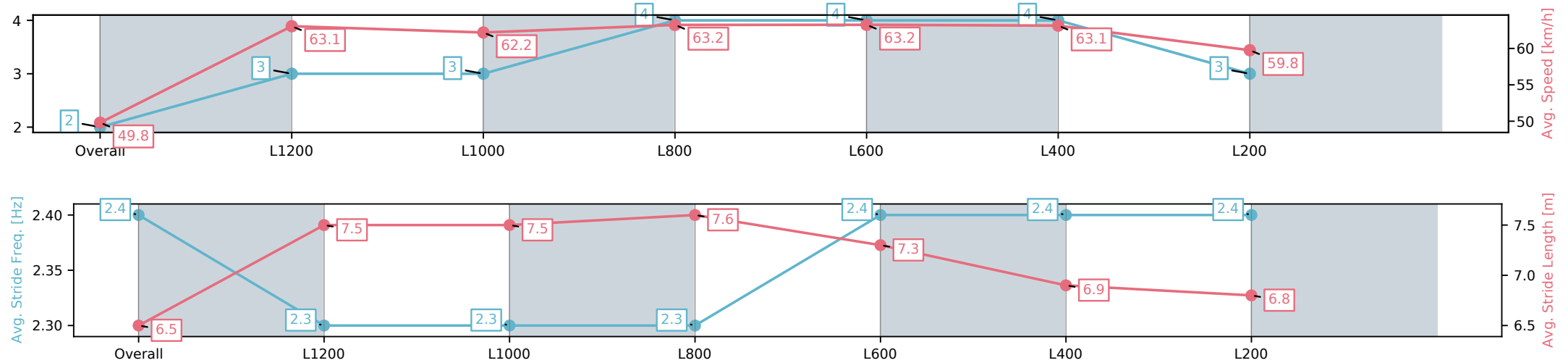
Race 5: Croser Handicap (Heat 5 Adelaide in Autumn Series) - 1400m

05 April 2025 - 2:43PM

Track Rating: Good 4, Weather: Overcast, Rail Position: +3m  
1000m-W/Post, True Remainder. Sectional 604m



Section	Overall	L1200	L1000	L800	L600	L400	L200
Section Times	1:24.32[2] (0:14.44)	1:09.88[3] (0:11.44)	0:58.44[3] (0:11.73)	0:46.71[4] (0:11.49)	0:35.22[4] (0:11.62)	0:23.60[4] (0:11.55)	0:12.05[3] (0:12.05)
Average Speed [km/h]	49.8	63.1	62.2	63.2	63.2	63.1	59.8
Top Speed [km/h]	63.1	63.8	63.5	64.3	64.0	63.6	62.5
Avg. Dist. to Rail [m]	4.6	2.9	2.6	2.9	3.9	5.5	6.6
Avg. Stride Freq. [Hz]	2.4	2.3	2.3	2.3	2.4	2.4	2.4
Avg. Stride Length [m]	6.5	7.5	7.5	7.6	7.3	6.9	6.8



[ ] Ranking at each section and finish  
-:-:- No data available at this section  
NA No data available

Horse/Jockey Name	FINE FUTURE/Kayla Crowther
Finish Rank	3
Fastest Section Time (Section)	0:11.40 (L1200)
Top Speed [km/h] (Section)	65.2 (Overall)
Race State	Finished



Morphettville Parks SA - Professional

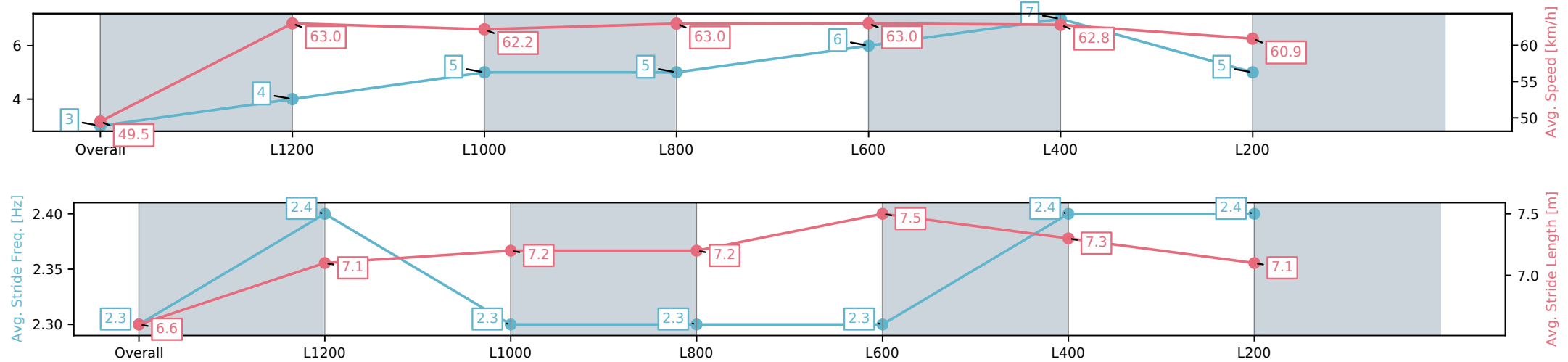
Race 5: Croser Handicap (Heat 5 Adelaide in Autumn Series) - 1400m

05 April 2025 - 2:43PM

Track Rating: Good 4, Weather: Overcast, Rail Position: +3m  
1000m-W/Post, True Remainder. Sectional 604m



Section	Overall	L1200	L1000	L800	L600	L400	L200
Section Times	1:24.35[3] (0:14.59)	1:09.76[4] (0:11.40)	0:58.36[5] (0:11.80)	0:46.56[5] (0:11.54)	0:35.02[6] (0:11.65)	0:23.37[7] (0:11.56)	0:11.80[5] (0:11.80)
Average Speed [km/h]	49.5	63.0	62.2	63.0	63.0	62.8	60.9
Top Speed [km/h]	64.5	65.2	63.4	63.5	63.5	63.3	63.4
Avg. Dist. to Rail [m]	3.2	2.7	3.8	3.6	3.6	4.1	4.9
Avg. Stride Freq. [Hz]	2.3	2.4	2.3	2.3	2.3	2.4	2.4
Avg. Stride Length [m]	6.6	7.1	7.2	7.2	7.5	7.3	7.1



[ ] Ranking at each section and finish  
-:-:- No data available at this section  
NA No data available

Horse/Jockey Name	GIVE SOME LIP/Ben Price
Finish Rank	4
Fastest Section Time (Section)	0:11.28 (L1200)
Top Speed [km/h] (Section)	64.8 (Overall)
Race State	Finished



Morphettville Parks SA - Professional

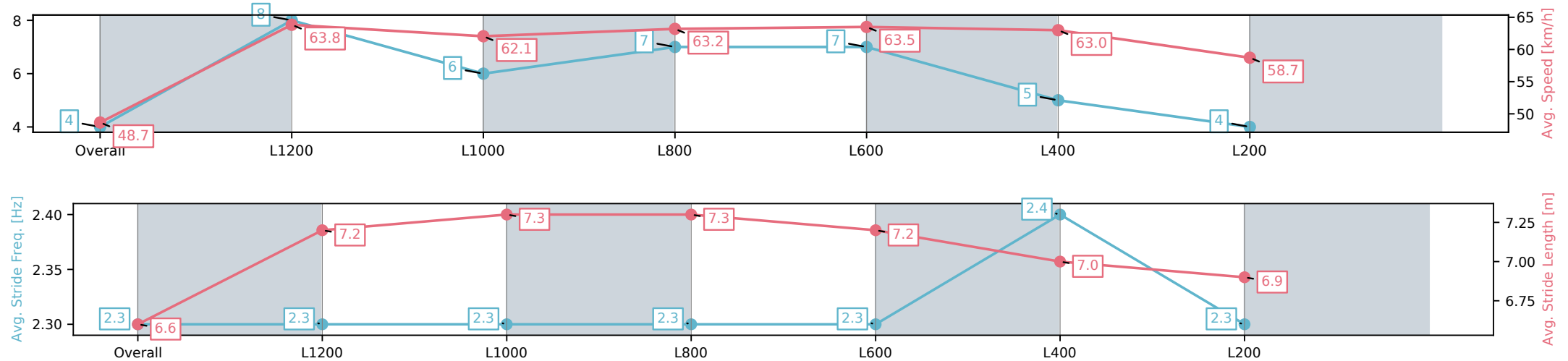
Race 5: Croser Handicap (Heat 5 Adelaide in Autumn Series) - 1400m

05 April 2025 - 2:43PM

Track Rating: Good 4, Weather: Overcast, Rail Position: +3m  
1000m-W/Post, True Remainder. Sectional 604m



Section	Overall	L1200	L1000	L800	L600	L400	L200
Section Times	1:24.61[4] (0:14.81)	1:09.80[8] (0:11.28)	0:58.51[6] (0:11.75)	0:46.76[7] (0:11.48)	0:35.28[7] (0:11.50)	0:23.78[5] (0:11.52)	0:12.26[4] (0:12.26)
Average Speed [km/h]	48.7	63.8	62.1	63.2	63.5	63.0	58.7
Top Speed [km/h]	64.5	64.8	63.3	63.7	64.1	63.9	61.9
Avg. Dist. to Rail [m]	5.3	2.1	2.5	2.3	2.8	3.2	3.8
Avg. Stride Freq. [Hz]	2.3	2.3	2.3	2.3	2.3	2.4	2.3
Avg. Stride Length [m]	6.6	7.2	7.3	7.3	7.2	7.0	6.9



[ ] Ranking at each section and finish  
-:-:- No data available at this section  
NA No data available

Horse/Jockey Name	FRANCE'S BOY/Zoe Lloyd
Finish Rank	5
Fastest Section Time (Section)	0:11.38 (L1200)
Top Speed [km/h] (Section)	66.3 (Overall)
Race State	Finished



Morphettville Parks SA - Professional

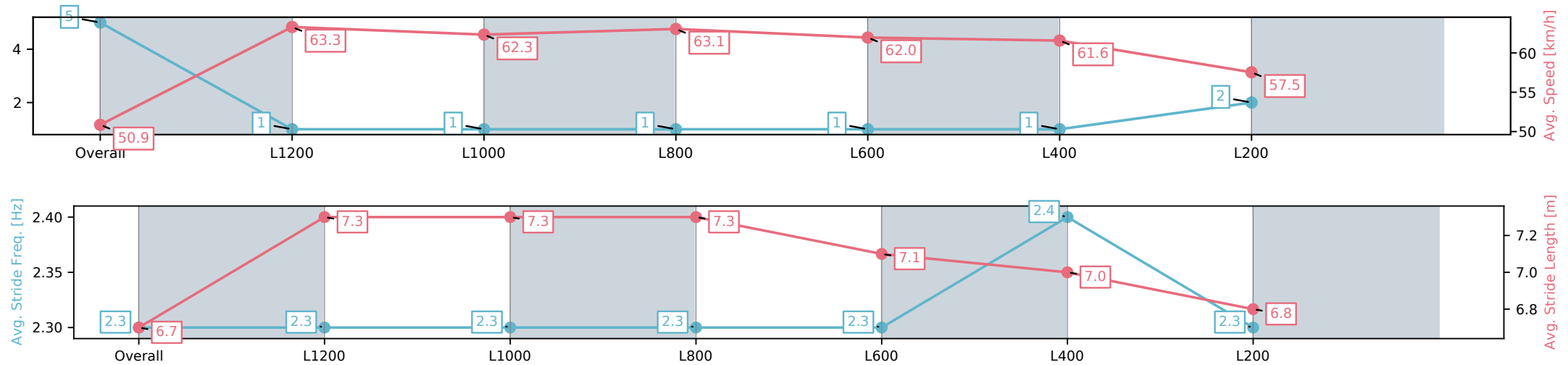
Race 5: Croser Handicap (Heat 5 Adelaide in Autumn Series) - 1400m

05 April 2025 - 2:43PM

Track Rating: Good 4, Weather: Overcast, Rail Position: +3m  
1000m-W/Post, True Remainder. Sectional 604m



Section	Overall	L1200	L1000	L800	L600	L400	L200
Section Times	1:24.73[5] (0:14.16)	1:10.57[1] (0:11.38)	0:59.19[1] (0:11.70)	0:47.49[1] (0:11.48)	0:36.01[1] (0:11.75)	0:24.26[1] (0:11.75)	0:12.51[2] (0:12.51)
Average Speed [km/h]	50.9	63.3	62.3	63.1	62.0	61.6	57.5
Top Speed [km/h]	64.3	66.3	62.8	63.5	62.7	62.0	60.9
Avg. Dist. to Rail [m]	7.5	2.5	2.3	2.3	2.3	2.0	1.8
Avg. Stride Freq. [Hz]	2.3	2.3	2.3	2.3	2.3	2.4	2.3
Avg. Stride Length [m]	6.7	7.3	7.3	7.3	7.1	7.0	6.8



Horse/Jockey Name	GIORGI/Will Price
Finish Rank	6
Fastest Section Time (Section)	0:11.45 (L800)
Top Speed [km/h] (Section)	64.3 (L1000)
Race State	Finished



Morphettville Parks SA - Professional

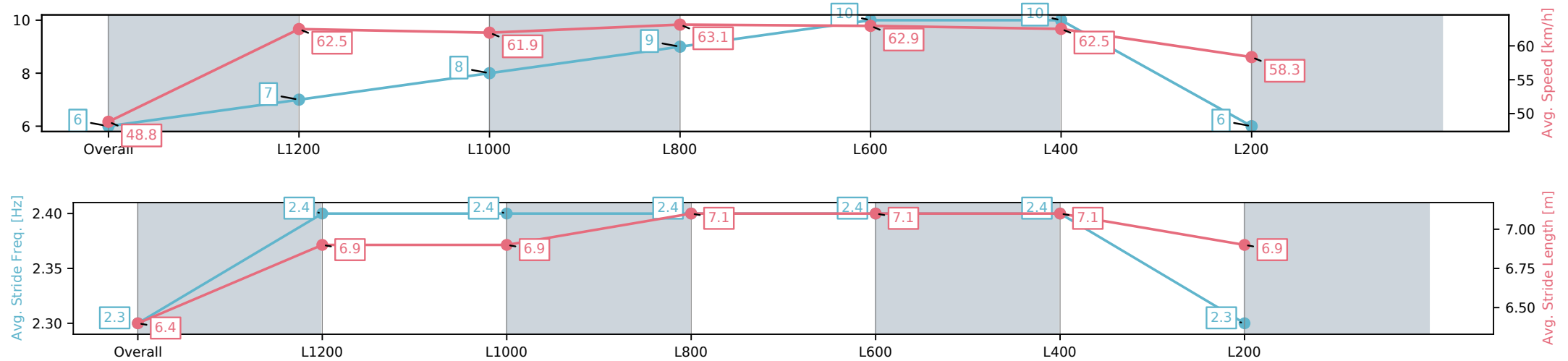
Race 5: Croser Handicap (Heat 5 Adelaide in Autumn Series) - 1400m

05 April 2025 - 2:43PM

Track Rating: Good 4, Weather: Overcast, Rail Position: +3m  
1000m-W/Post, True Remainder. Sectional 604m



Section	Overall	L1200	L1000	L800	L600	L400	L200
Section Times	1:25.08[6] (0:14.78)	1:10.30[7] (0:11.53)	0:58.77[8] (0:11.79)	0:46.98[9] (0:11.45)	0:35.53[10] (0:11.61)	0:23.92[10] (0:11.56)	0:12.36[6] (0:12.36)
Average Speed [km/h]	48.8	62.5	61.9	63.1	62.9	62.5	58.3
Top Speed [km/h]	61.5	62.8	62.8	64.3	63.6	63.5	61.2
Avg. Dist. to Rail [m]	6.0	2.4	2.6	2.6	2.4	2.4	4.2
Avg. Stride Freq. [Hz]	2.3	2.4	2.4	2.4	2.4	2.4	2.3
Avg. Stride Length [m]	6.4	6.9	6.9	7.1	7.1	7.1	6.9





Horse/Jockey Name	EVERGLADE/Jake Toeroek
Finish Rank	7
Fastest Section Time (Section)	0:10.90 (L1200)
Top Speed [km/h] (Section)	67.3 (Overall)
Race State	Finished



Morphettville Parks SA - Professional

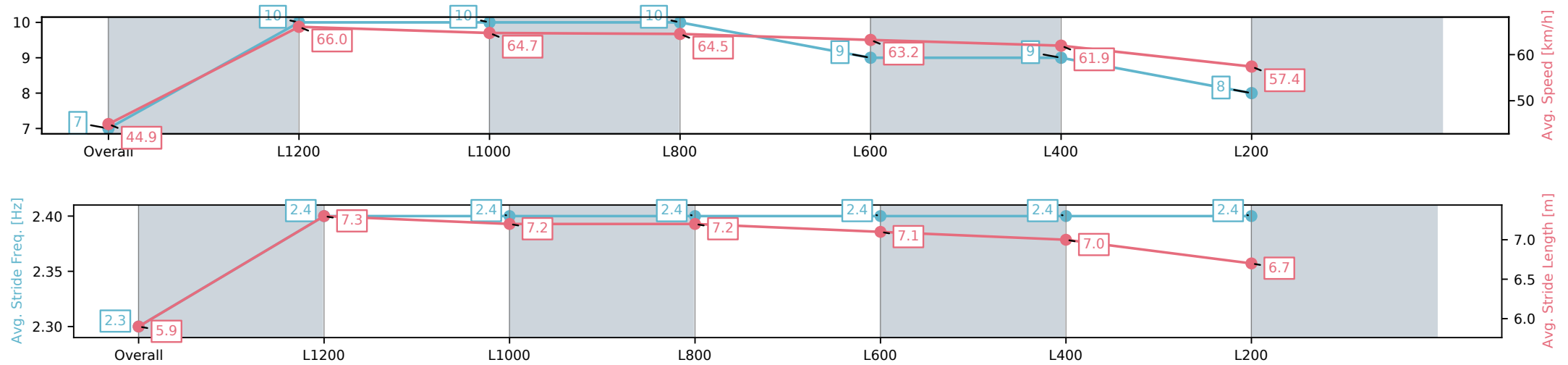
Race 5: Croser Handicap (Heat 5 Adelaide in Autumn Series) - 1400m



05 April 2025 - 2:43PM

Track Rating: Good 4, Weather: Overcast, Rail Position: +3m  
1000m-W/Post, True Remainder. Sectional 604m

Section	Overall	L1200	L1000	L800	L600	L400	L200
Section Times	1:25.39[7] (0:16.05)	1:09.34[10] (0:10.90)	0:58.44[10] (0:11.31)	0:47.13[10] (0:11.25)	0:35.88[9] (0:11.63)	0:24.25[9] (0:11.70)	0:12.55[8] (0:12.55)
Average Speed [km/h]	44.9	66.0	64.7	64.5	63.2	61.9	57.4
Top Speed [km/h]	65.9	67.3	66.2	65.4	63.6	63.1	60.9
Avg. Dist. to Rail [m]	5.2	2.0	3.0	3.6	3.7	3.4	5.1
Avg. Stride Freq. [Hz]	2.3	2.4	2.4	2.4	2.4	2.4	2.4
Avg. Stride Length [m]	5.9	7.3	7.2	7.2	7.1	7.0	6.7



[ ] Ranking at each section and finish  
-:-:- No data available at this section  
NA No data available

Horse/Jockey Name	WILD WILLY/Justin Potter
Finish Rank	8
Fastest Section Time (Section)	0:11.43 (L800)
Top Speed [km/h] (Section)	64.4 (L1000)
Race State	Finished



Morphettville Parks SA - Professional

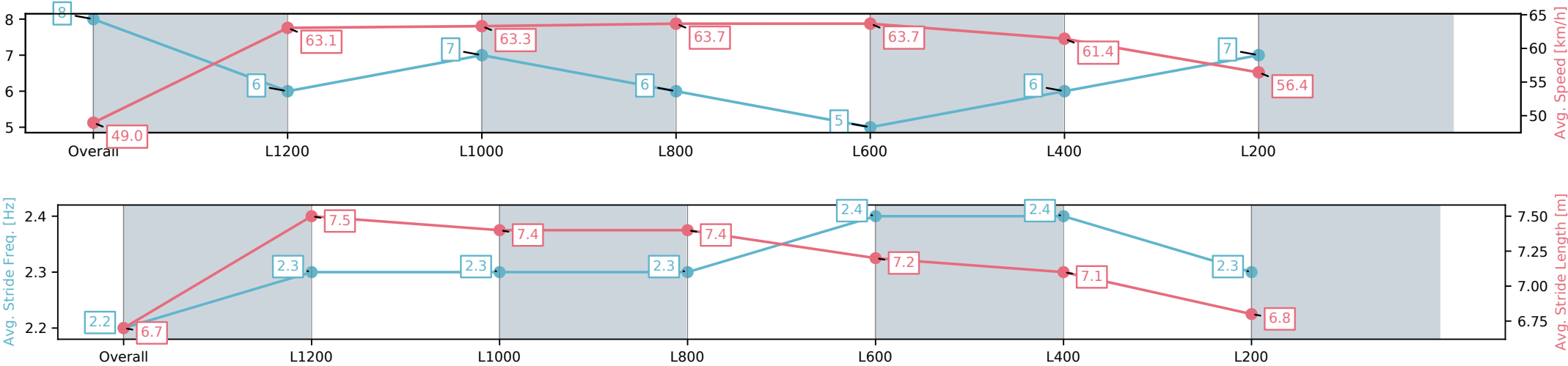
Race 5: Croser Handicap (Heat 5 Adelaide in Autumn Series) - 1400m

05 April 2025 - 2:43PM

Track Rating: Good 4, Weather: Overcast, Rail Position: +3m  
1000m-W/Post, True Remainder. Sectional 604m



Section	Overall	L1200	L1000	L800	L600	L400	L200
Section Times	1:25.52[8] (0:14.72)	1:10.80[6] (0:11.44)	0:59.36[7] (0:11.65)	0:47.71[6] (0:11.43)	0:36.28[5] (0:11.63)	0:24.65[6] (0:11.90)	0:12.75[7] (0:12.75)
Average Speed [km/h]	49.0	63.1	63.3	63.7	63.7	61.4	56.4
Top Speed [km/h]	61.9	64.0	64.2	64.4	63.9	63.0	59.9
Avg. Dist. to Rail [m]	8.8	4.1	4.8	4.5	5.0	6.8	8.3
Avg. Stride Freq. [Hz]	2.2	2.3	2.3	2.3	2.4	2.4	2.3
Avg. Stride Length [m]	6.7	7.5	7.4	7.4	7.2	7.1	6.8



[ ] Ranking at each section and finish  
-:-:- No data available at this section  
NA No data available

Horse/Jockey Name	THE JOURNO/Jacob Opperman
Finish Rank	9
Fastest Section Time (Section)	0:11.39 (L800)
Top Speed [km/h] (Section)	64.3 (L800)
Race State	Finished



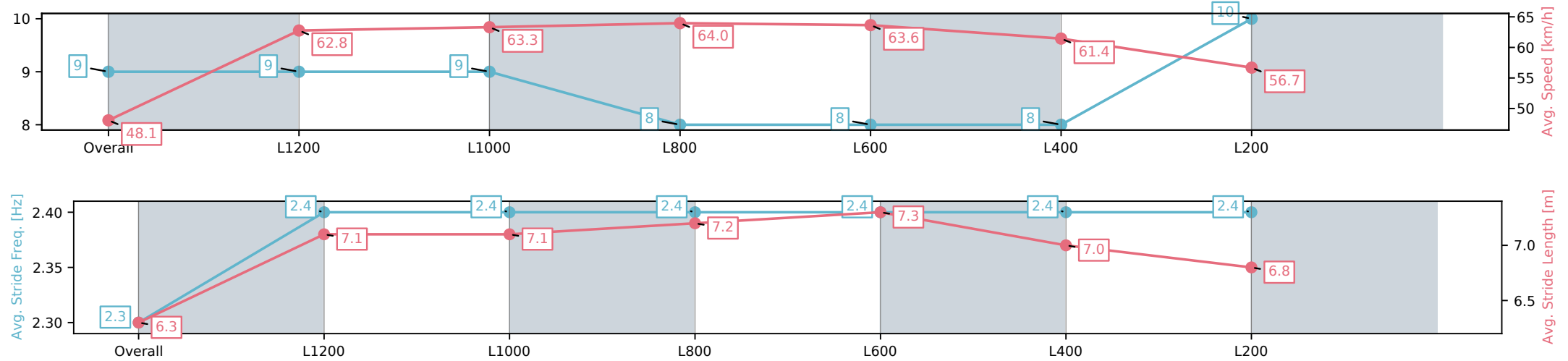
Morphettville Parks SA - Professional  
Race 5: Croser Handicap (Heat 5 Adelaide in Autumn Series) - 1400m



05 April 2025 - 2:43PM

Track Rating: Good 4, Weather: Overcast, Rail Position: +3m  
1000m-W/Post, True Remainder. Sectional 604m

Section	Overall	L1200	L1000	L800	L600	L400	L200
Section Times	1:25.74[9] (0:14.98)	1:10.76[9] (0:11.49)	0:59.27[9] (0:11.62)	0:47.65[8] (0:11.39)	0:36.26[8] (0:11.63)	0:24.63[8] (0:11.93)	0:12.70[10] (0:12.70)
Average Speed [km/h]	48.1	62.8	63.3	64.0	63.6	61.4	56.7
Top Speed [km/h]	62.2	63.6	64.2	64.2	64.3	62.5	60.7
Avg. Dist. to Rail [m]	6.0	3.6	4.2	4.3	5.3	9.0	11.5
Avg. Stride Freq. [Hz]	2.3	2.4	2.4	2.4	2.4	2.4	2.4
Avg. Stride Length [m]	6.3	7.1	7.1	7.2	7.3	7.0	6.8



[ ] Ranking at each section and finish  
-:-:- No data available at this section  
NA No data available

Horse/Jockey Name	LE VIZIR/Alan Lai
Finish Rank	10
Fastest Section Time (Section)	0:11.22 (L1200)
Top Speed [km/h] (Section)	67.3 (L1200)
Race State	Finished



Morphettville Parks SA - Professional

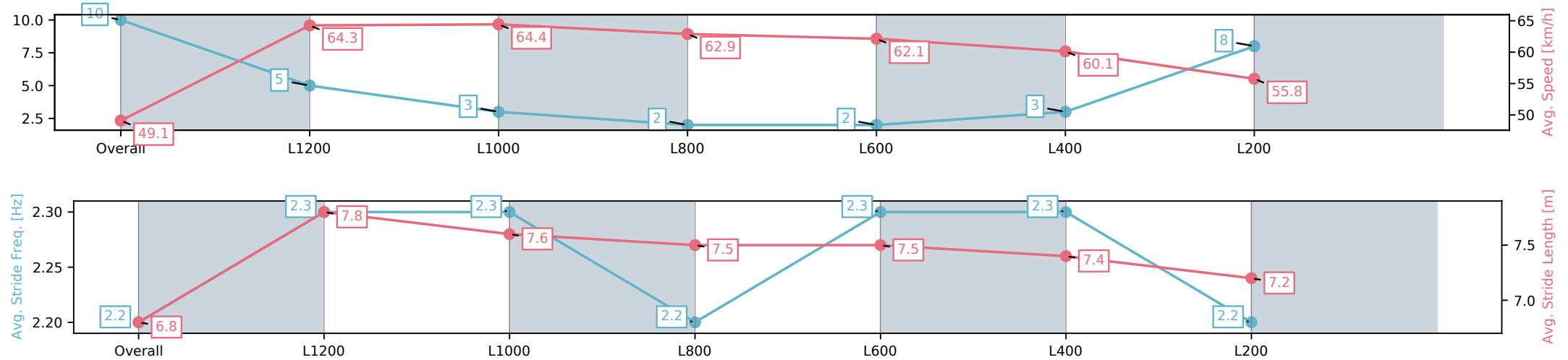
Race 5: Croser Handicap (Heat 5 Adelaide in Autumn Series) - 1400m

05 April 2025 - 2:43PM

Track Rating: Good 4, Weather: Overcast, Rail Position: +3m  
1000m-W/Post, True Remainder. Sectional 604m



Section	Overall	L1200	L1000	L800	L600	L400	L200
Section Times	1:25.75[10] (0:14.66)	1:11.09[5] (0:11.22)	0:59.87[3] (0:11.47)	0:48.40[2] (0:11.54)	0:36.86[2] (0:11.83)	0:25.03[3] (0:12.12)	0:12.91[8] (0:12.91)
Average Speed [km/h]	49.1	64.3	64.4	62.9	62.1	60.1	55.8
Top Speed [km/h]	62.5	65.5	67.3	63.4	62.4	61.2	59.0
Avg. Dist. to Rail [m]	4.6	3.9	4.8	3.3	3.6	5.8	7.8
Avg. Stride Freq. [Hz]	2.2	2.3	2.3	2.2	2.3	2.3	2.2
Avg. Stride Length [m]	6.8	7.8	7.6	7.5	7.5	7.4	7.2



[ ] Ranking at each section and finish  
-:-:- No data available at this section  
NA No data available