



RACINGSA

# Morphettville SA

Race 9: AIG Security Handicap (Heat 3 of Adelaide in Autumn Series) - 1200m

29 March 2025 - 5:21PM

Track Rating: Good 4, Weather: Fine, Rail Position: +6m Entire; Sectional 608m



Morphettville

Section Field Times							Overall	L1000	L800	L600	L400	L200		
							1:09.49 (0:13.47)	0:56.02 (0:10.46)	0:45.56 (0:10.69)	0:34.87 (0:11.12)	0:23.75 (0:11.50)	0:12.25 (0:12.25)		
Position	#	Horse/Jockey	Barrier	Top Speed [km/h]	Fastest Section	First 400m						Margin	Distance Travelled From Winner [m]	
1	12	STAR SIRIUS Jake Toeroek	8	69.5 800-600	0:10.66 1000-800	0:24.82	1:09.49 (0:14.16)	0:55.33 [14] (0:10.66)	0:44.67 [12] (0:10.90)	0:33.77 [11] (0:10.82)	0:22.95 [9] (0:11.07)	0:11.88 [5] (0:11.88)	1:09.49	
2	2	DECLARED Kayla Crowther	9	70.1 1200-1000	0:10.42 1000-800	0:23.92	1:09.66 (0:13.50)	0:56.16 [2] (0:10.42)	0:45.74 [1] (0:10.69)	0:35.05 [1] (0:11.12)	0:23.93 [1] (0:11.51)	0:12.42 [1] (0:12.42)	1.04L	-6
3	9	VALLENCOURT Taylor Johnstone	6	69.8 1200-1000	0:10.51 1000-800	0:23.97	1:09.79 (0:13.46)	0:56.33 [1] (0:10.51)	0:45.82 [2] (0:10.77)	0:35.05 [2] (0:11.02)	0:24.03 [2] (0:11.59)	0:12.44 [3] (0:12.44)	1.84L	-8
4	15	GLOBAL TURN Lachlan Neindorf	10	69.0 800-600	0:10.59 1000-800	0:24.28	1:09.80 (0:13.69)	0:56.11 [5] (0:10.59)	0:45.52 [5] (0:10.90)	0:34.62 [4] (0:10.72)	0:23.90 [3] (0:11.34)	0:12.56 [2] (0:12.56)	1.93L	-6
5	3	RICHE D'AMOUR Todd Pannell	2	68.8 1200-1000	0:10.67 1000-800	0:24.82	1:09.83 (0:14.15)	0:55.68 [12] (0:10.67)	0:45.01 [11] (0:10.96)	0:34.05 [13] (0:11.04)	0:23.01 [14] (0:11.08)	0:11.93 [9] (0:11.93)	2.11L	-7
6	11	SKINDER Justin Potter	14	69.9 1200-1000	0:10.68 1000-800	0:24.24	1:09.84 (0:13.56)	0:56.28 [3] (0:10.68)	0:45.60 [4] (0:10.98)	0:34.62 [5] (0:11.14)	0:23.48 [6] (0:11.24)	0:12.24 [4] (0:12.24)	2.18L	+3
7	14	BURNING BRIGHT Jason Holder	3	68.5 1200-1000	0:10.67 1000-800	0:24.63	1:09.97 (0:13.96)	0:56.01 [9] (0:10.67)	0:45.34 [9] (0:10.86)	0:34.48 [7] (0:11.05)	0:23.43 [10] (0:11.28)	0:12.14 [6] (0:12.14)	3.01L	-7
8	16	REINE OF NINE Will Price	12	68.9 800-600	0:10.82 1000-800	0:24.94	1:10.01 (0:14.12)	0:55.89 [11] (0:10.82)	0:45.07 [14] (0:10.91)	0:34.16 [14] (0:10.82)	0:23.34 [12] (0:11.22)	0:12.12 [8] (0:12.12)	3.27L	-1
9	7	CARARADA Manoel Nunes	11	70.1 800-600	0:10.68 1000-800	0:24.75	1:10.13 (0:14.07)	0:56.06 [10] (0:10.68)	0:45.38 [10] (0:10.89)	0:34.49 [10] (0:10.71)	0:23.78 [5] (0:11.48)	0:12.30 [7] (0:12.30)	4.01L	-2
10	5	UNDER THE CONE Jacob Opperman	1	68.4 1200-1000	0:10.72 1000-800	0:24.87	1:10.15 (0:14.15)	0:56.00 [12] (0:10.72)	0:45.28 [13] (0:10.86)	0:34.42 [12] (0:10.88)	0:23.54 [11] (0:11.32)	0:12.22 [10] (0:12.22)	4.1L	-8

Scratched: Knight Dancer (#17), Sharendipity (#18), Tales Of Conflict (#19)

Report Created: Sat 29 March 2025 18:09:48 GMT+11 (Note: Timing is based on positional data)

- [ ] Position in running at each section and finish
- #: Saddle cloth number
- No data available at this section
- DNF Did not finish
- NA No data available
- DNT Did not track
- █ Background shading for fastest section



RACINGSA

# Morphettville SA

Race 9: AIG Security Handicap (Heat 3 of Adelaide in Autumn Series) - 1200m

29 March 2025 - 5:21PM

Track Rating: Good 4, Weather: Fine, Rail Position: +6m Entire; Sectional 608m



Morphettville

Section Field Times							Overall	L1000	L800	L600	L400	L200		
							1:09.49 (0:13.47)	0:56.02 (0:10.46)	0:45.56 (0:10.69)	0:34.87 (0:11.12)	0:23.75 (0:11.50)	0:12.25 (0:12.25)		
Position	#	Horse/Jockey	Barrier	Top Speed [km/h]	Fastest Section	First 400m						Margin	Distance Travelled From Winner [m]	
11	4	<b>GIVE SOME LIP</b>	16	69.6	0:10.81	0:25.19	1:10.36	0:56.12 [15]	0:45.17 [15]	0:34.22 [16]	0:23.41 [15]	0:12.25 [12]	5.46L	+0
		Ben Price		800-600	600-400		(0:14.24)	(0:10.95)	(0:10.95)	(0:10.81)	(0:11.16)	(0:12.25)		
12	10	<b>SHE'S TERNACIOUS</b>	4	69.1	0:10.62	0:24.49	1:10.70	0:56.83 [8]	0:46.21 [7]	0:35.19 [9]	0:24.02 [13]	0:12.43 [14]	7.56L	+0
		Jessica Tzaferis		1200-1000	1000-800		(0:13.87)	(0:10.62)	(0:11.02)	(0:11.17)	(0:11.59)	(0:12.43)		
13	6	<b>ASTRODEAN</b>	5	71.3	0:10.68	0:24.43	1:11.10	0:57.35 [6]	0:46.67 [6]	0:35.78 [6]	0:24.71 [7]	0:13.08 [11]	10.09L	-8
		Celine Gaudray		1200-1000	1000-800		(0:13.75)	(0:10.68)	(0:10.89)	(0:11.07)	(0:11.63)	(0:13.08)		
14	1	<b>MARIMENKO</b>	13	69.3	0:10.59	0:25.34	1:11.13	0:56.38 [16]	0:45.79 [16]	0:35.02 [15]	0:24.15 [16]	0:12.56 [16]	10.25L	-6
		Alan Lai		1200-1000	1000-800		(0:14.75)	(0:10.59)	(0:10.77)	(0:10.87)	(0:11.59)	(0:12.56)		
15	13	<b>STARTIDE</b>	7	68.8	0:10.72	0:24.56	1:12.03	0:58.18 [7]	0:47.46 [8]	0:36.52 [8]	0:25.62 [8]	0:13.84 [13]	15.86L	-1
		Callan Murray		800-600	1000-800		(0:13.85)	(0:10.72)	(0:10.94)	(0:10.90)	(0:11.78)	(0:13.84)		
16	8	<b>LI'L WONDER</b>	15	70.4	0:10.56	0:24.16	1:13.75	1:00.15 [4]	0:49.59 [3]	0:38.65 [3]	0:27.42 [4]	0:15.22 [15]	26.62L	-6
		Connor Murtagh		1200-1000	1000-800		(0:13.60)	(0:10.56)	(0:10.94)	(0:11.23)	(0:12.20)	(0:15.22)		

Scratched: Knight Dancer (#17), Sharendipity (#18), Tales Of Conflict (#19)

- [ ] Position in running at each section and finish
- #: Saddle cloth number
- :--:-- No data available at this section
- DNF Did not finish
- NA No data available
- DNT Did not track
- █ Background shading for fastest section

Horse/Jockey Name	STAR SIRIUS/Jake Toeroek
Finish Rank	1
Fastest Section Time (Section)	0:10.66 (L1000)
Top Speed [km/h] (Section)	69.5 (L800)
Race State	Finished



Morphettville SA - Professional

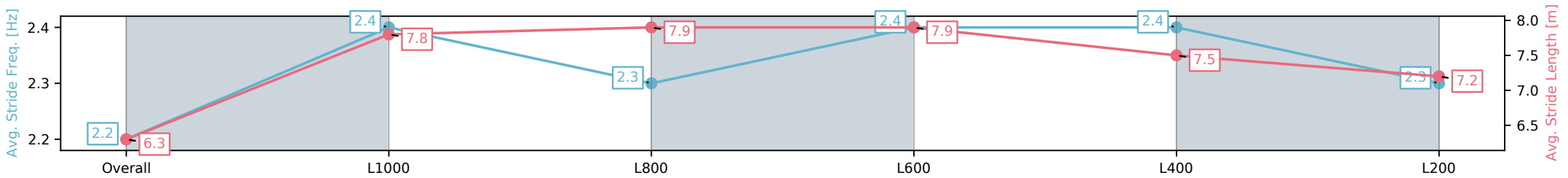
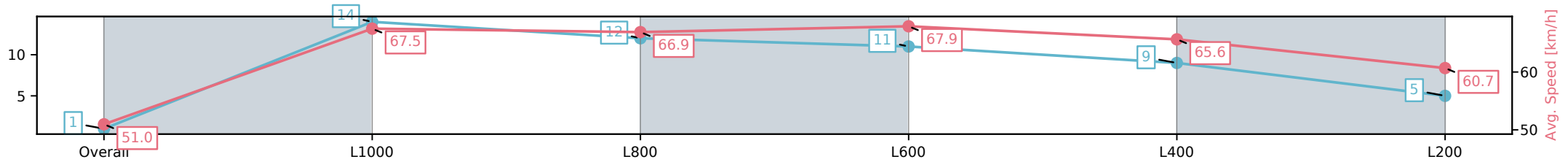
Race 9: AIG Security Handicap (Heat 3 of Adelaide in Autumn Series) - 1200m

29 March 2025 - 5:21PM

Track Rating: Good 4, Weather: Fine, Rail Position: +6m Entire; Sectional 608m



Section	Overall	L1000	L800	L600	L400	L200
Section Times	1:09.49[1] (0:14.16)	0:55.33[14] (0:10.66)	0:44.67[12] (0:10.90)	0:33.77[11] (0:10.82)	0:22.95[9] (0:11.07)	0:11.88[5] (0:11.88)
Average Speed [km/h]	51.0	67.5	66.9	67.9	65.6	60.7
Top Speed [km/h]	67.7	68.4	68.4	69.5	69.1	64.1
Avg. Dist. to Rail [m]	7.5	3.3	3.4	4.3	6.7	7.5
Avg. Stride Freq. [Hz]	2.2	2.4	2.3	2.4	2.4	2.3
Avg. Stride Length [m]	6.3	7.8	7.9	7.9	7.5	7.2



[ ] Ranking at each section and finish  
 -:-:- No data available at this section  
 NA No data available

Horse/Jockey Name	DECLARED/Kayla Crowther
Finish Rank	2
Fastest Section Time (Section)	0:10.42 (L1000)
Top Speed [km/h] (Section)	70.1 (Overall)
Race State	Finished



### Morphettville SA - Professional

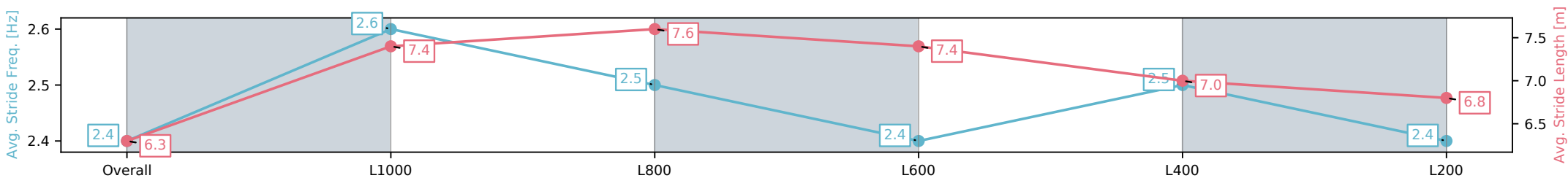
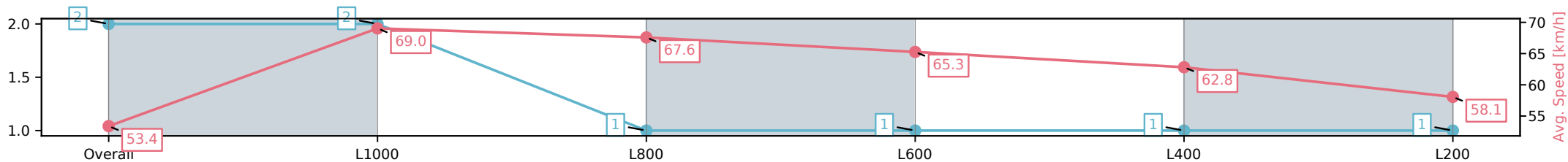
Race 9: AIG Security Handicap (Heat 3 of Adelaide in Autumn Series) - 1200m

29 March 2025 - 5:21PM



Track Rating: Good 4, Weather: Fine, Rail Position: +6m Entire; Sectional 608m

Section	Overall	L1000	L800	L600	L400	L200
Section Times	1:09.66[2] (0:13.50)	0:56.16[2] (0:10.42)	0:45.74[1] (0:10.69)	0:35.05[1] (0:11.12)	0:23.93[1] (0:11.51)	0:12.42[1] (0:12.42)
Average Speed [km/h]	53.4	69.0	67.6	65.3	62.8	58.1
Top Speed [km/h]	68.6	70.1	68.3	66.3	63.8	60.9
Avg. Dist. to Rail [m]	8.4	2.4	1.1	1.6	3.9	3.6
Avg. Stride Freq. [Hz]	2.4	2.6	2.5	2.4	2.5	2.4
Avg. Stride Length [m]	6.3	7.4	7.6	7.4	7.0	6.8



[ ] Ranking at each section and finish  
 -:-:- No data available at this section  
 NA No data available

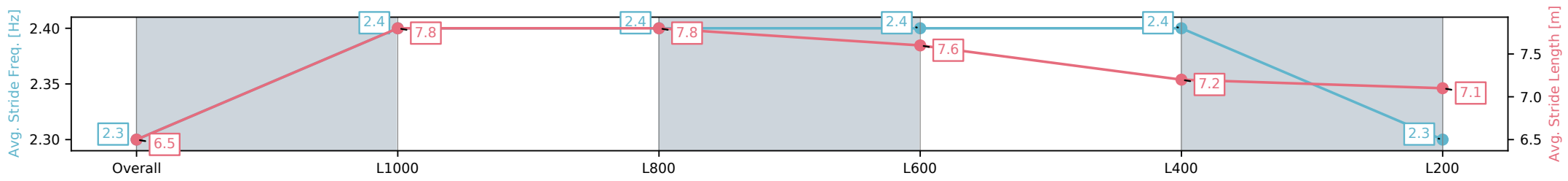
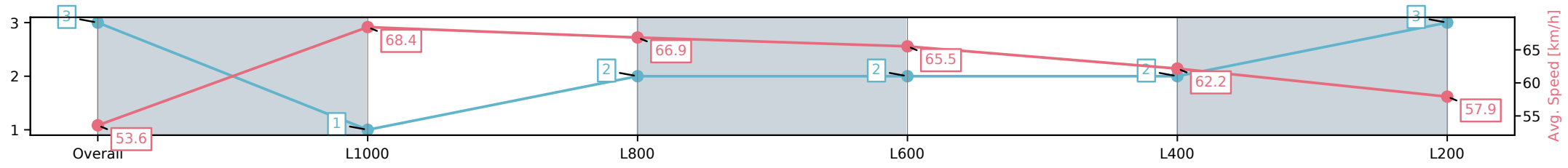
Horse/Jockey Name	VALLENCOURT/Taylor Johnstone
Finish Rank	3
Fastest Section Time (Section)	0:10.51 (L1000)
Top Speed [km/h] (Section)	69.8 (Overall)
Race State	Finished



**Morphettville SA - Professional**  
**Race 9: AIG Security Handicap (Heat 3 of Adelaide in Autumn Series) - 1200m**  
 29 March 2025 - 5:21PM  
 Track Rating: Good 4, Weather: Fine, Rail Position: +6m Entire; Sectional 608m



Section	Overall	L1000	L800	L600	L400	L200
Section Times	1:09.79[3] (0:13.46)	0:56.33[1] (0:10.51)	0:45.82[2] (0:10.77)	0:35.05[2] (0:11.02)	0:24.03[2] (0:11.59)	0:12.44[3] (0:12.44)
Average Speed [km/h]	53.6	68.4	66.9	65.5	62.2	57.9
Top Speed [km/h]	69.8	69.4	68.1	66.7	64.4	61.1
Avg. Dist. to Rail [m]	6.4	1.2	0.5	0.3	2.0	1.9
Avg. Stride Freq. [Hz]	2.3	2.4	2.4	2.4	2.4	2.3
Avg. Stride Length [m]	6.5	7.8	7.8	7.6	7.2	7.1



[ ] Ranking at each section and finish  
 -:-:- No data available at this section  
 NA No data available

Horse/Jockey Name	GLOBAL TURN/Lachlan Neindorf
Finish Rank	4
Fastest Section Time (Section)	0:10.59 (L1000)
Top Speed [km/h] (Section)	69.0 (L800)
Race State	Finished



Morphettville SA - Professional

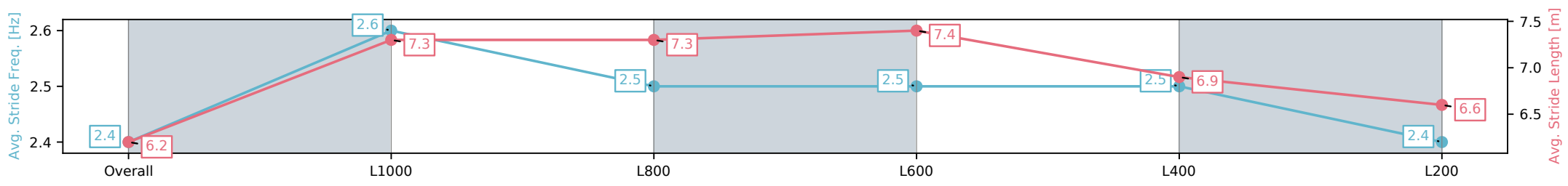
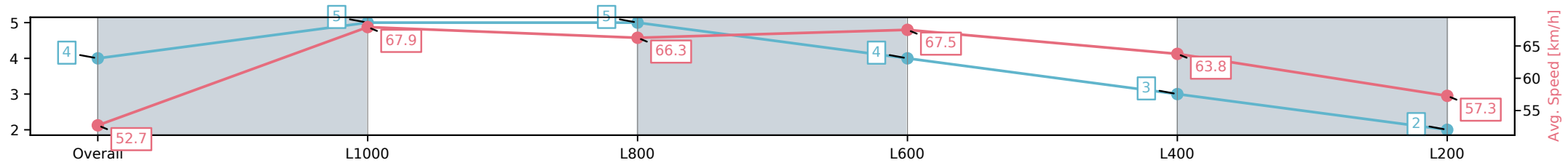
Race 9: AIG Security Handicap (Heat 3 of Adelaide in Autumn Series) - 1200m

29 March 2025 - 5:21PM

Track Rating: Good 4, Weather: Fine, Rail Position: +6m Entire; Sectional 608m



Section	Overall	L1000	L800	L600	L400	L200
Section Times	1:09.80[4] (0:13.69)	0:56.11[5] (0:10.59)	0:45.52[5] (0:10.90)	0:34.62[4] (0:10.72)	0:23.90[3] (0:11.34)	0:12.56[2] (0:12.56)
Average Speed [km/h]	52.7	67.9	66.3	67.5	63.8	57.3
Top Speed [km/h]	68.4	69.0	67.1	69.0	67.5	61.8
Avg. Dist. to Rail [m]	10.1	3.2	1.3	0.7	6.1	6.5
Avg. Stride Freq. [Hz]	2.4	2.6	2.5	2.5	2.5	2.4
Avg. Stride Length [m]	6.2	7.3	7.3	7.4	6.9	6.6



[ ] Ranking at each section and finish  
 -:-:- No data available at this section  
 NA No data available

Horse/Jockey Name	RICHE D'AMOUR/Todd Pannell
Finish Rank	5
Fastest Section Time (Section)	0:10.67 (L1000)
Top Speed [km/h] (Section)	68.8 (Overall)
Race State	Finished



Morphettville SA - Professional

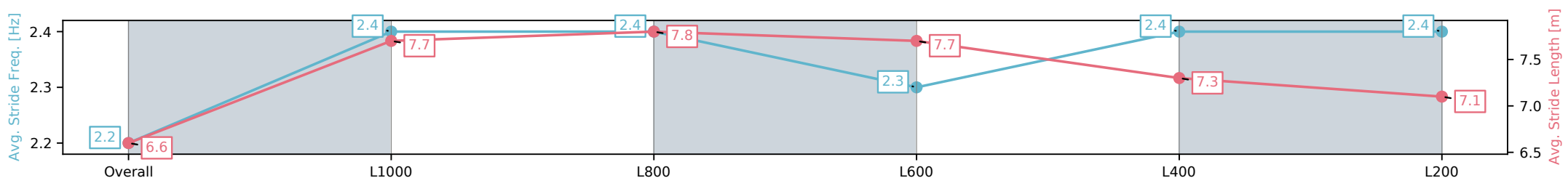
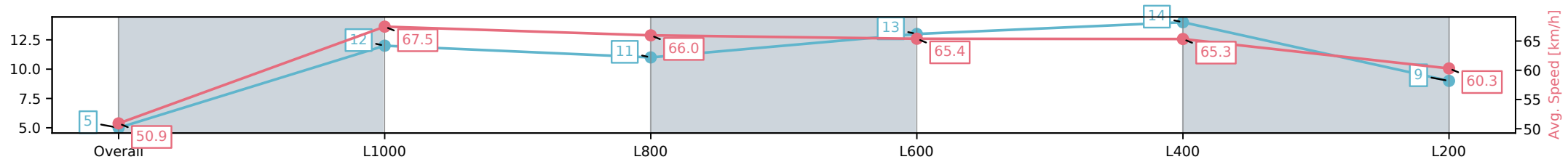
Race 9: AIG Security Handicap (Heat 3 of Adelaide in Autumn Series) - 1200m

29 March 2025 - 5:21PM

Track Rating: Good 4, Weather: Fine, Rail Position: +6m Entire; Sectional 608m



Section	Overall	L1000	L800	L600	L400	L200
Section Times	1:09.83[5] (0:14.15)	0:55.68[12] (0:10.67)	0:45.01[11] (0:10.96)	0:34.05[13] (0:11.04)	0:23.01[14] (0:11.08)	0:11.93[9] (0:11.93)
Average Speed [km/h]	50.9	67.5	66.0	65.4	65.3	60.3
Top Speed [km/h]	65.9	68.8	67.6	67.1	66.4	63.6
Avg. Dist. to Rail [m]	3.0	1.7	1.1	0.8	5.2	6.5
Avg. Stride Freq. [Hz]	2.2	2.4	2.4	2.3	2.4	2.4
Avg. Stride Length [m]	6.6	7.7	7.8	7.7	7.3	7.1



[ ] Ranking at each section and finish  
 -:-:- No data available at this section  
 NA No data available

Horse/Jockey Name	SKINDER/Justin Potter
Finish Rank	6
Fastest Section Time (Section)	0:10.68 (L1000)
Top Speed [km/h] (Section)	69.9 (Overall)
Race State	Finished



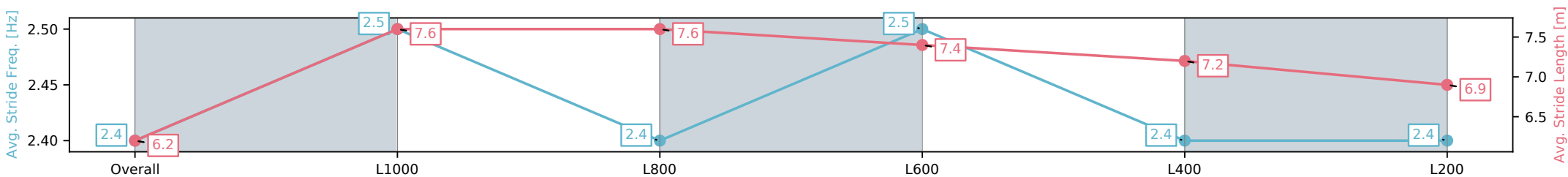
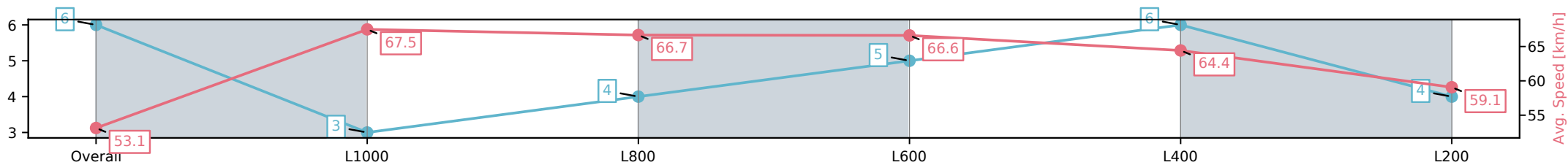
Morphettville SA - Professional  
Race 9: AIG Security Handicap (Heat 3 of Adelaide in Autumn Series) - 1200m



29 March 2025 - 5:21PM

Track Rating: Good 4, Weather: Fine, Rail Position: +6m Entire; Sectional 608m

Section	Overall	L1000	L800	L600	L400	L200
Section Times	1:09.84[6] (0:13.56)	0:56.28[3] (0:10.68)	0:45.60[4] (0:10.98)	0:34.62[5] (0:11.14)	0:23.48[6] (0:11.24)	0:12.24[4] (0:12.24)
Average Speed [km/h]	53.1	67.5	66.7	66.6	64.4	59.1
Top Speed [km/h]	68.7	69.9	68.0	68.4	66.5	64.4
Avg. Dist. to Rail [m]	11.8	3.5	4.0	6.0	7.6	7.9
Avg. Stride Freq. [Hz]	2.4	2.5	2.4	2.5	2.4	2.4
Avg. Stride Length [m]	6.2	7.6	7.6	7.4	7.2	6.9



[ ] Ranking at each section and finish  
-:-:- No data available at this section  
NA No data available



Horse/Jockey Name	BURNING BRIGHT/Jason Holder
Finish Rank	7
Fastest Section Time (Section)	0:10.67 (L1000)
Top Speed [km/h] (Section)	68.5 (Overall)
Race State	Finished



Morphettville SA - Professional

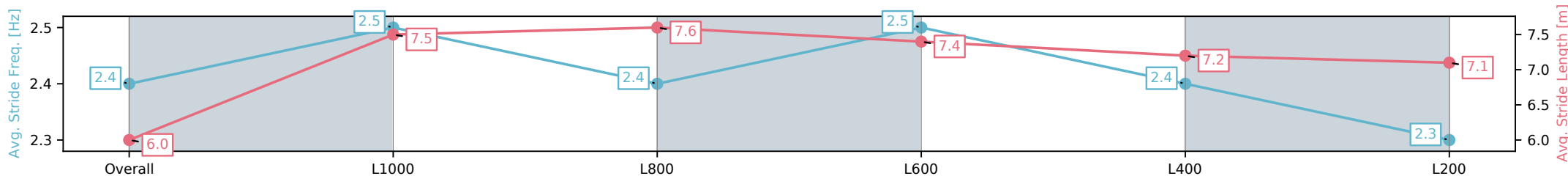
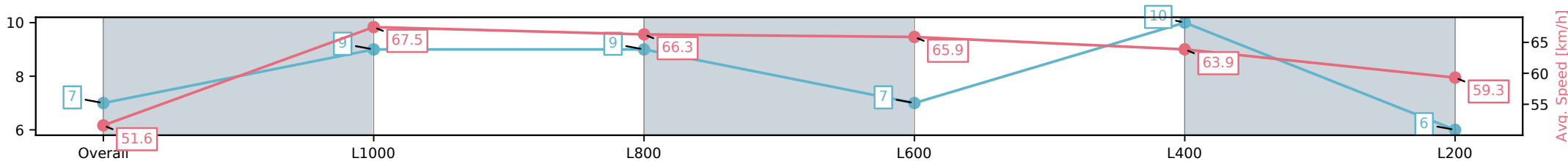
Race 9: AIG Security Handicap (Heat 3 of Adelaide in Autumn Series) - 1200m

29 March 2025 - 5:21PM



Track Rating: Good 4, Weather: Fine, Rail Position: +6m Entire; Sectional 608m

Section	Overall	L1000	L800	L600	L400	L200
Section Times	1:09.97[7] (0:13.96)	0:56.01[9] (0:10.67)	0:45.34[9] (0:10.86)	0:34.48[7] (0:11.05)	0:23.43[10] (0:11.28)	0:12.14[6] (0:12.14)
Average Speed [km/h]	51.6	67.5	66.3	65.9	63.9	59.3
Top Speed [km/h]	66.5	68.5	67.1	67.0	66.3	61.9
Avg. Dist. to Rail [m]	2.9	1.0	0.2	1.9	3.5	4.5
Avg. Stride Freq. [Hz]	2.4	2.5	2.4	2.5	2.4	2.3
Avg. Stride Length [m]	6.0	7.5	7.6	7.4	7.2	7.1



[ ] Ranking at each section and finish  
 -:-:- No data available at this section  
 NA No data available

Horse/Jockey Name	REINE OF NINE/Will Price
Finish Rank	8
Fastest Section Time (Section)	0:10.82 (L1000)
Top Speed [km/h] (Section)	68.9 (L800)
Race State	Finished



Morphettville SA - Professional

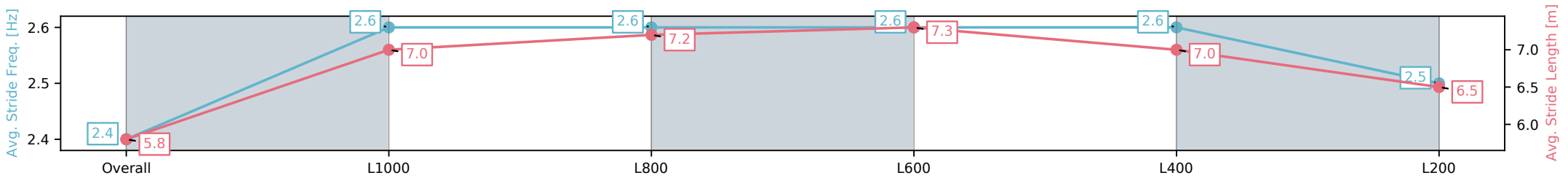
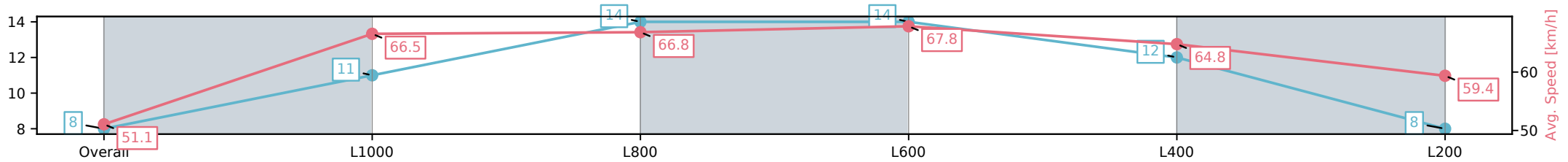
Race 9: AIG Security Handicap (Heat 3 of Adelaide in Autumn Series) - 1200m

29 March 2025 - 5:21PM



Track Rating: Good 4, Weather: Fine, Rail Position: +6m Entire; Sectional 608m

Section	Overall	L1000	L800	L600	L400	L200
Section Times	1:10.01[8] (0:14.12)	0:55.89[11] (0:10.82)	0:45.07[14] (0:10.91)	0:34.16[14] (0:10.82)	0:23.34[12] (0:11.22)	0:12.12[8] (0:12.12)
Average Speed [km/h]	51.1	66.5	66.8	67.8	64.8	59.4
Top Speed [km/h]	66.6	67.3	68.5	68.9	67.1	63.4
Avg. Dist. to Rail [m]	9.4	3.1	2.8	3.9	9.2	11.0
Avg. Stride Freq. [Hz]	2.4	2.6	2.6	2.6	2.6	2.5
Avg. Stride Length [m]	5.8	7.0	7.2	7.3	7.0	6.5



- [ ] Ranking at each section and finish
- :-:- No data available at this section
- NA No data available

Horse/Jockey Name	CARARADA/Manoel Nunes
Finish Rank	9
Fastest Section Time (Section)	0:10.68 (L1000)
Top Speed [km/h] (Section)	70.1 (L800)
Race State	Finished



Morphettville SA - Professional

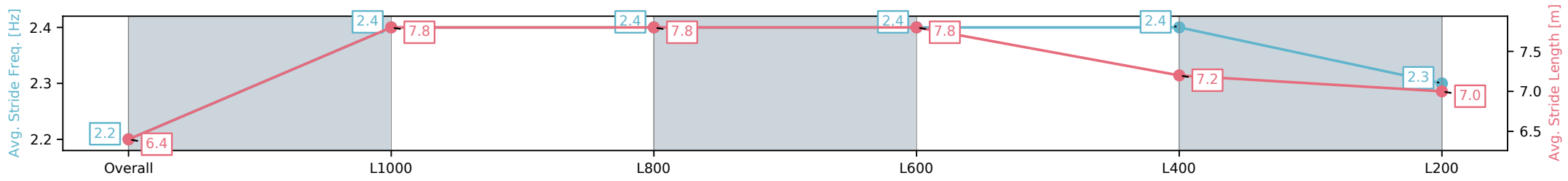
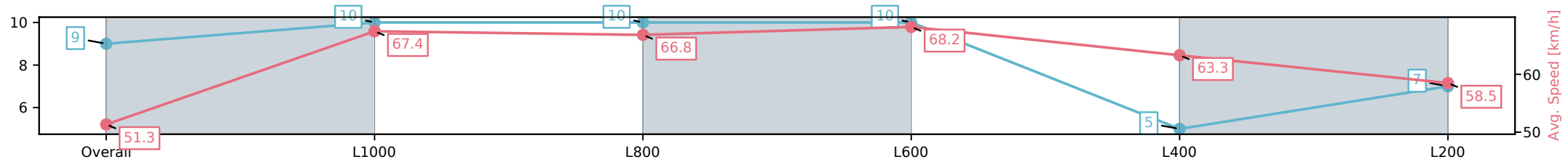
Race 9: AIG Security Handicap (Heat 3 of Adelaide in Autumn Series) - 1200m

29 March 2025 - 5:21PM

Track Rating: Good 4, Weather: Fine, Rail Position: +6m Entire; Sectional 608m



Section	Overall	L1000	L800	L600	L400	L200
Section Times	1:10.13[9] (0:14.07)	0:56.06[10] (0:10.68)	0:45.38[10] (0:10.89)	0:34.49[10] (0:10.71)	0:23.78[5] (0:11.48)	0:12.30[7] (0:12.30)
Average Speed [km/h]	51.3	67.4	66.8	68.2	63.3	58.5
Top Speed [km/h]	68.5	68.5	68.6	70.1	65.4	62.0
Avg. Dist. to Rail [m]	9.2	2.9	2.4	3.0	8.2	10.0
Avg. Stride Freq. [Hz]	2.2	2.4	2.4	2.4	2.4	2.3
Avg. Stride Length [m]	6.4	7.8	7.8	7.8	7.2	7.0



[ ] Ranking at each section and finish  
 -:-:- No data available at this section  
 NA No data available

Horse/Jockey Name	UNDER THE CONE/Jacob Opperman
Finish Rank	10
Fastest Section Time (Section)	0:10.72 (L1000)
Top Speed [km/h] (Section)	68.4 (Overall)
Race State	Finished



Morphettville SA - Professional

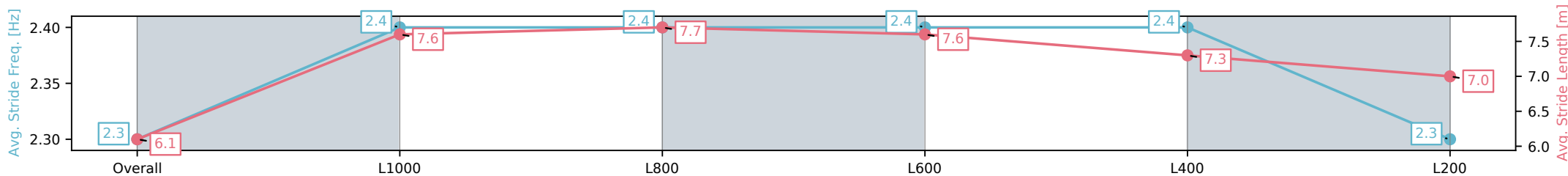
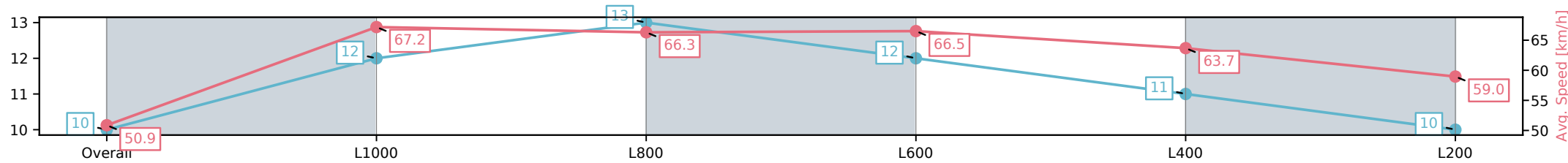
Race 9: AIG Security Handicap (Heat 3 of Adelaide in Autumn Series) - 1200m

29 March 2025 - 5:21PM



Track Rating: Good 4, Weather: Fine, Rail Position: +6m Entire; Sectional 608m

Section	Overall	L1000	L800	L600	L400	L200
Section Times	1:10.15[10] (0:14.15)	0:56.00[12] (0:10.72)	0:45.28[13] (0:10.86)	0:34.42[12] (0:10.88)	0:23.54[11] (0:11.32)	0:12.22[10] (0:12.22)
Average Speed [km/h]	50.9	67.2	66.3	66.5	63.7	59.0
Top Speed [km/h]	65.9	68.4	68.1	67.2	65.7	63.0
Avg. Dist. to Rail [m]	1.9	0.9	0.3	0.9	1.9	1.8
Avg. Stride Freq. [Hz]	2.3	2.4	2.4	2.4	2.4	2.3
Avg. Stride Length [m]	6.1	7.6	7.7	7.6	7.3	7.0



[ ] Ranking at each section and finish  
 -:-:- No data available at this section  
 NA No data available

Horse/Jockey Name	GIVE SOME LIP/Ben Price
Finish Rank	11
Fastest Section Time (Section)	0:10.81 (L600)
Top Speed [km/h] (Section)	69.6 (L800)
Race State	Finished



### Morphettville SA - Professional

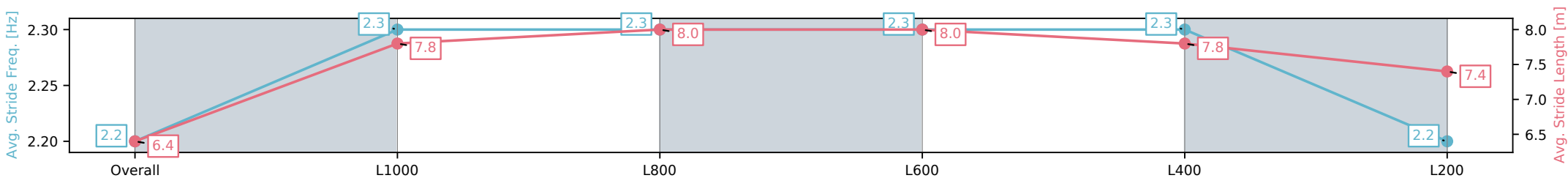
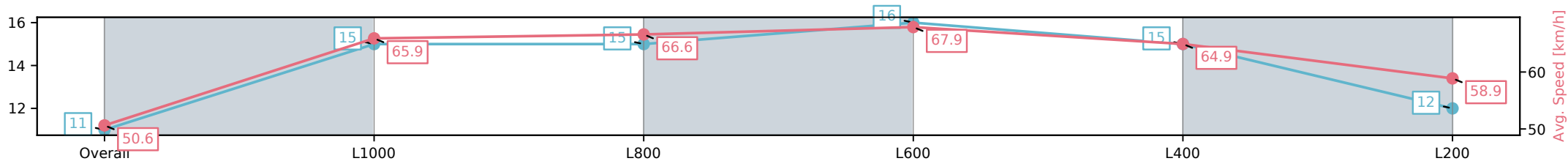
Race 9: AIG Security Handicap (Heat 3 of Adelaide in Autumn Series) - 1200m

29 March 2025 - 5:21PM

Track Rating: Good 4, Weather: Fine, Rail Position: +6m Entire; Sectional 608m



Section	Overall	L1000	L800	L600	L400	L200
Section Times	1:10.36[11] (0:14.24)	0:56.12[15] (0:10.95)	0:45.17[15] (0:10.95)	0:34.22[16] (0:10.81)	0:23.41[15] (0:11.16)	0:12.25[12] (0:12.25)
Average Speed [km/h]	50.6	65.9	66.6	67.9	64.9	58.9
Top Speed [km/h]	67.3	66.8	68.3	69.6	66.9	62.8
Avg. Dist. to Rail [m]	13.3	4.5	3.4	3.7	8.4	11.2
Avg. Stride Freq. [Hz]	2.2	2.3	2.3	2.3	2.3	2.2
Avg. Stride Length [m]	6.4	7.8	8.0	8.0	7.8	7.4



- [ ] Ranking at each section and finish
- :-:- No data available at this section
- NA No data available

Horse/Jockey Name	SHE'S TERNACIOUS/Jessica Tzaferis
Finish Rank	12
Fastest Section Time (Section)	0:10.62 (L1000)
Top Speed [km/h] (Section)	69.1 (Overall)
Race State	Finished



Morphettville SA - Professional

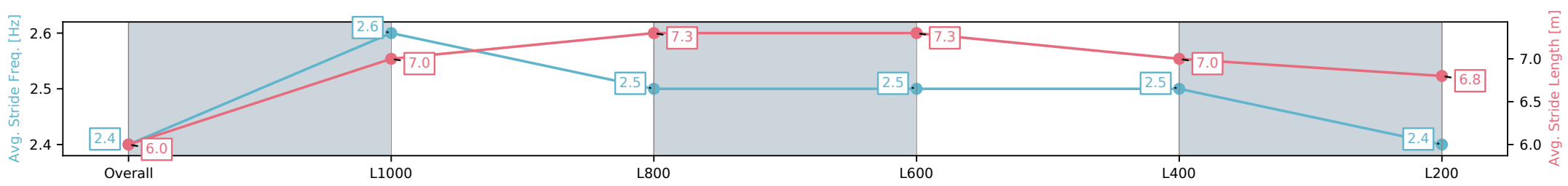
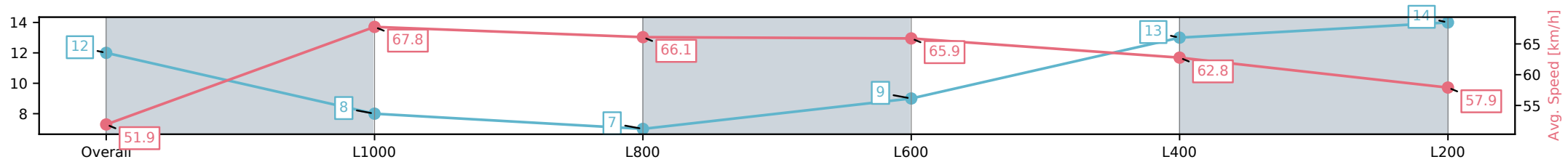
Race 9: AIG Security Handicap (Heat 3 of Adelaide in Autumn Series) - 1200m

29 March 2025 - 5:21PM

Track Rating: Good 4, Weather: Fine, Rail Position: +6m Entire; Sectional 608m



Section	Overall	L1000	L800	L600	L400	L200
Section Times	1:10.70[12] (0:13.87)	0:56.83[8] (0:10.62)	0:46.21[7] (0:11.02)	0:35.19[9] (0:11.17)	0:24.02[13] (0:11.59)	0:12.43[14] (0:12.43)
Average Speed [km/h]	51.9	67.8	66.1	65.9	62.8	57.9
Top Speed [km/h]	66.6	69.1	67.1	66.8	64.8	61.0
Avg. Dist. to Rail [m]	4.9	2.7	2.7	4.5	8.1	8.6
Avg. Stride Freq. [Hz]	2.4	2.6	2.5	2.5	2.5	2.4
Avg. Stride Length [m]	6.0	7.0	7.3	7.3	7.0	6.8



[ ] Ranking at each section and finish  
 -:-:- No data available at this section  
 NA No data available

Horse/Jockey Name	ASTRODEAN/Celine Gaudray
Finish Rank	13
Fastest Section Time (Section)	0:10.68 (L1000)
Top Speed [km/h] (Section)	71.3 (Overall)
Race State	Finished



Morphettville SA - Professional

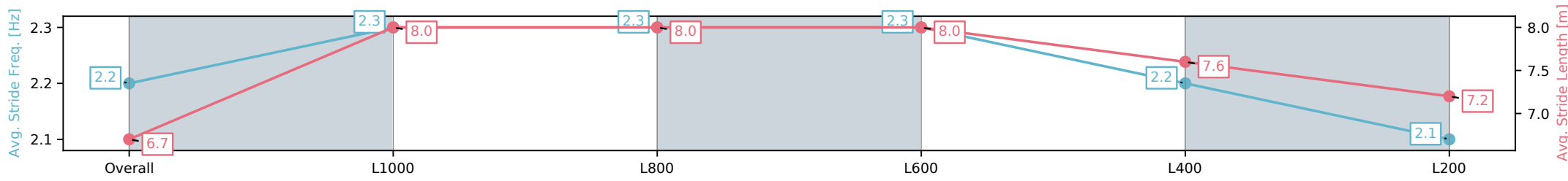
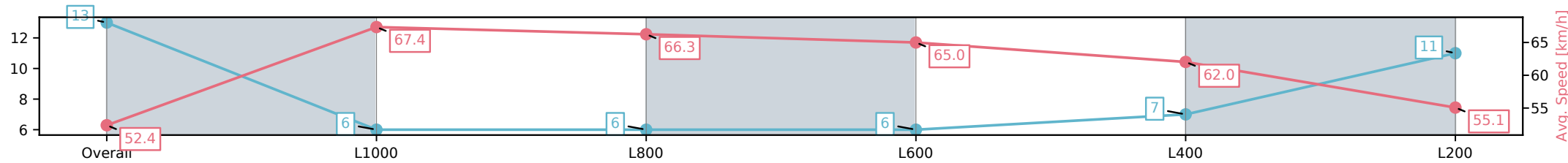
Race 9: AIG Security Handicap (Heat 3 of Adelaide in Autumn Series) - 1200m

29 March 2025 - 5:21PM



Track Rating: Good 4, Weather: Fine, Rail Position: +6m Entire; Sectional 608m

Section	Overall	L1000	L800	L600	L400	L200
Section Times	1:11.10[13] (0:13.75)	0:57.35[6] (0:10.68)	0:46.67[6] (0:10.89)	0:35.78[6] (0:11.07)	0:24.71[7] (0:11.63)	0:13.08[11] (0:13.08)
Average Speed [km/h]	52.4	67.4	66.3	65.0	62.0	55.1
Top Speed [km/h]	66.7	71.3	66.9	66.6	63.5	59.6
Avg. Dist. to Rail [m]	4.7	1.2	0.7	0.2	0.6	1.5
Avg. Stride Freq. [Hz]	2.2	2.3	2.3	2.3	2.2	2.1
Avg. Stride Length [m]	6.7	8.0	8.0	8.0	7.6	7.2



[ ] Ranking at each section and finish  
 -:-:- No data available at this section  
 NA No data available

Horse/Jockey Name	MARIMENKO/Alan Lai
Finish Rank	14
Fastest Section Time (Section)	0:10.59 (L1000)
Top Speed [km/h] (Section)	69.3 (Overall)
Race State	Finished



Morphettville SA - Professional

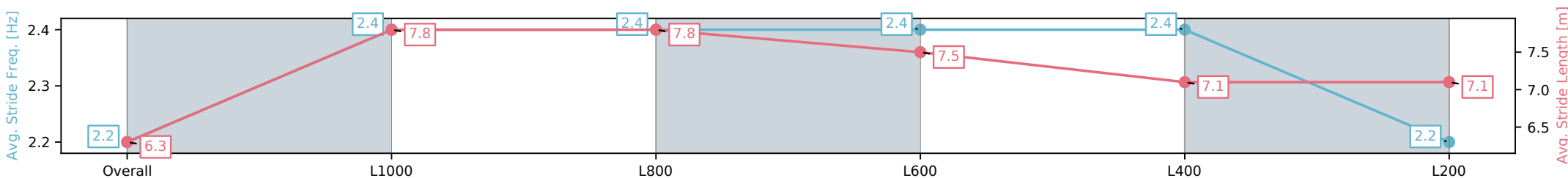
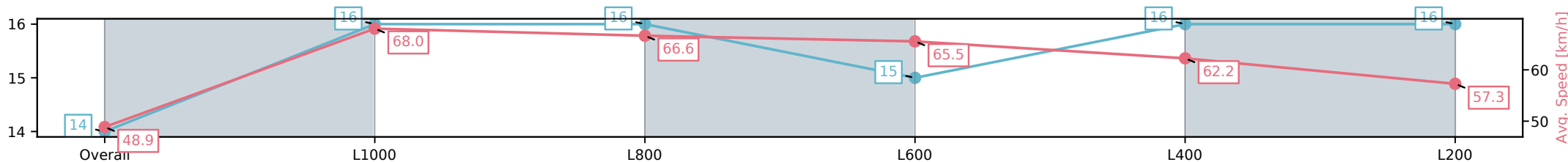
Race 9: AIG Security Handicap (Heat 3 of Adelaide in Autumn Series) - 1200m

29 March 2025 - 5:21PM

Track Rating: Good 4, Weather: Fine, Rail Position: +6m Entire; Sectional 608m



Section	Overall	L1000	L800	L600	L400	L200
Section Times	1:11.13[14] (0:14.75)	0:56.38[16] (0:10.59)	0:45.79[16] (0:10.77)	0:35.02[15] (0:10.87)	0:24.15[16] (0:11.59)	0:12.56[16] (0:12.56)
Average Speed [km/h]	48.9	68.0	66.6	65.5	62.2	57.3
Top Speed [km/h]	67.4	69.3	69.2	66.6	64.5	60.3
Avg. Dist. to Rail [m]	10.2	0.8	1.0	1.8	1.9	3.4
Avg. Stride Freq. [Hz]	2.2	2.4	2.4	2.4	2.4	2.2
Avg. Stride Length [m]	6.3	7.8	7.8	7.5	7.1	7.1



- [ ] Ranking at each section and finish
- :-:- No data available at this section
- NA No data available



Horse/Jockey Name	STARTIDE/Callan Murray
Finish Rank	15
Fastest Section Time (Section)	0:10.72 (L1000)
Top Speed [km/h] (Section)	68.8 (L800)
Race State	Finished



Morphettville SA - Professional

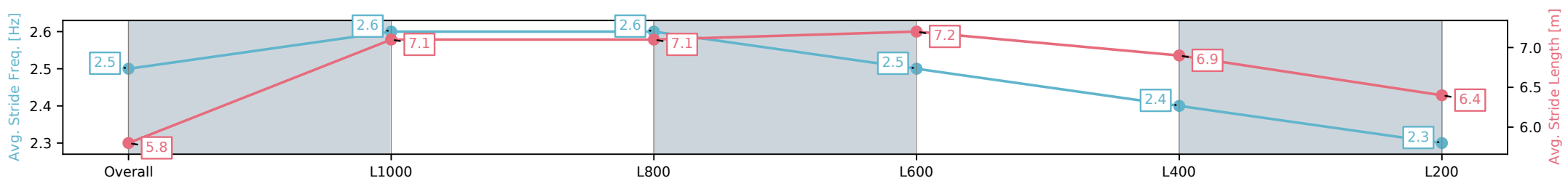
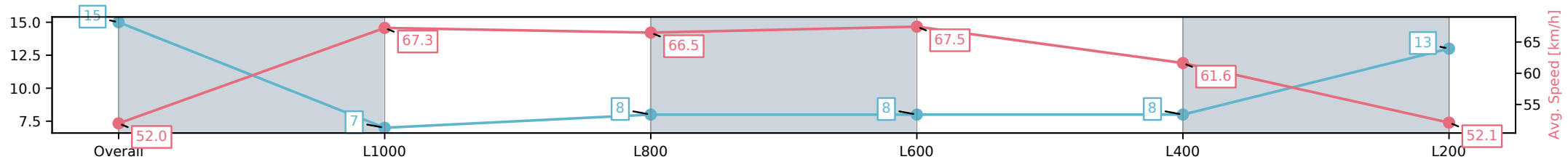
Race 9: AIG Security Handicap (Heat 3 of Adelaide in Autumn Series) - 1200m

29 March 2025 - 5:21PM



Track Rating: Good 4, Weather: Fine, Rail Position: +6m Entire; Sectional 608m

Section	Overall	L1000	L800	L600	L400	L200
Section Times	1:12.03[15] (0:13.85)	0:58.18[7] (0:10.72)	0:47.46[8] (0:10.94)	0:36.52[8] (0:10.90)	0:25.62[8] (0:11.78)	0:13.84[13] (0:13.84)
Average Speed [km/h]	52.0	67.3	66.5	67.5	61.6	52.1
Top Speed [km/h]	67.0	68.4	67.6	68.8	65.6	57.7
Avg. Dist. to Rail [m]	6.7	2.8	2.6	4.3	8.3	9.6
Avg. Stride Freq. [Hz]	2.5	2.6	2.6	2.5	2.4	2.3
Avg. Stride Length [m]	5.8	7.1	7.1	7.2	6.9	6.4



[ ] Ranking at each section and finish  
 -:-:- No data available at this section  
 NA No data available

Horse/Jockey Name	LI'L WONDER/Connor Murtagh
Finish Rank	16
Fastest Section Time (Section)	0:10.56 (L1000)
Top Speed [km/h] (Section)	70.4 (Overall)
Race State	Finished



Morphettville SA - Professional

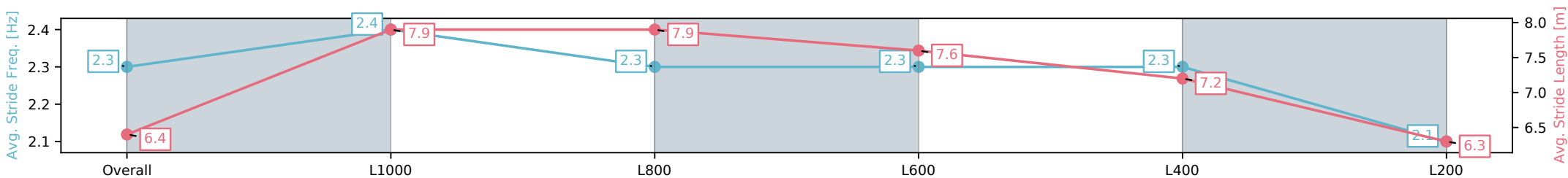
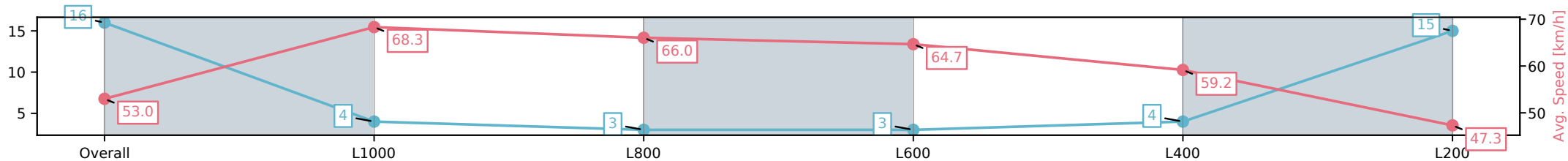
Race 9: AIG Security Handicap (Heat 3 of Adelaide in Autumn Series) - 1200m

29 March 2025 - 5:21PM



Track Rating: Good 4, Weather: Fine, Rail Position: +6m Entire; Sectional 608m

Section	Overall	L1000	L800	L600	L400	L200
Section Times	1:13.75[16] (0:13.60)	1:00.15[4] (0:10.56)	0:49.59[3] (0:10.94)	0:38.65[3] (0:11.23)	0:27.42[4] (0:12.20)	0:15.22[15] (0:15.22)
Average Speed [km/h]	53.0	68.3	66.0	64.7	59.2	47.3
Top Speed [km/h]	70.1	70.4	66.9	66.4	62.2	55.1
Avg. Dist. to Rail [m]	13.3	4.5	1.5	1.2	4.3	7.8
Avg. Stride Freq. [Hz]	2.3	2.4	2.3	2.3	2.3	2.1
Avg. Stride Length [m]	6.4	7.9	7.9	7.6	7.2	6.3



- [ ] Ranking at each section and finish
- :-:- No data available at this section
- NA No data available