



RACINGSA

# Morphettville SA

## Race 8: Sportsbet Clare Lindop Stakes - 1600m

29 March 2025 - 4:38PM



Morphettville

Track Rating: Good 4, Weather: Fine, Rail Position: +6m Entire; Sectional 608m

Section Field Times							Overall	L1400	L1200	L1000	L800	L600	
							1:35.72 (0:13.96)	1:21.76 (0:11.62)	1:10.14 (0:11.59)	0:58.55 (0:11.37)	0:47.17 (0:11.46)	0:35.71 (0:11.49)	
Position	#	Horse/Jockey	Barrier	Top Speed [km/h]	Fastest Section	First 400m							Distance Travelled From Winner [m]
1	3	COMANCHE MISS Lachlan Neindorf	8	65.1 800-600	0:11.31 600-400	0:26.21	1:35.72 (0:14.43)	1:21.29 [7] (0:11.78)	1:09.51 [7] (0:11.60)	0:57.91 [7] (0:11.36)	0:46.55 [6] (0:11.47)	0:35.08 [7] (0:11.31)	
2	8	BEAUTIFUL JEWEL Ben Price	7	65.3 1000-800	0:11.26 800-600	0:26.11	1:35.80 (0:14.31)	1:21.49 [6] (0:11.80)	1:09.69 [5] (0:11.62)	0:58.07 [5] (0:11.41)	0:46.66 [5] (0:11.26)	0:35.40 [4] (0:11.44)	+4
3	10	SWIFTIE HARRIET Kayla Crowther	3	63.6 1200-1000	0:11.37 1000-800	0:25.57	1:36.18 (0:13.95)	1:22.23 [1] (0:11.63)	1:10.60 [1] (0:11.59)	0:59.01 [1] (0:11.37)	0:47.64 [1] (0:11.46)	0:36.18 [1] (0:11.49)	-6
4	11	HORIZONS Todd Pannell	2	64.5 1000-800	0:11.37 800-600	0:25.87	1:36.37 (0:14.18)	1:22.19 [3] (0:11.69)	1:10.50 [3] (0:11.65)	0:58.85 [3] (0:11.39)	0:47.46 [3] (0:11.37)	0:36.09 [3] (0:11.45)	-3
5	2	HURRICANE GEORGIE Jake Toeroek	4	64.4 1200-1000	0:11.38 1000-800	0:26.00	1:36.37 (0:14.25)	1:22.12 [5] (0:11.75)	1:10.37 [4] (0:11.60)	0:58.77 [4] (0:11.38)	0:47.39 [4] (0:11.44)	0:35.95 [5] (0:11.48)	+1
6	6	PELEVECCHIO Jacob Opperman	10	65.1 800-600	0:11.25 1000-800	0:26.88	1:36.45 (0:14.88)	1:21.57 [12] (0:12.00)	1:09.57 [13] (0:11.76)	0:57.81 [14] (0:11.25)	0:46.56 [14] (0:11.50)	0:35.06 [13] (0:11.36)	+4
7	15	QUEENOFTHEAIR Justin Potter	14	65.1 800-600	0:11.35 600-400	0:26.46	1:36.62 (0:14.68)	1:21.94 [10] (0:11.78)	1:10.16 [9] (0:11.62)	0:58.54 [9] (0:11.39)	0:47.15 [10] (0:11.48)	0:35.67 [11] (0:11.35)	+4
8	12	HEAVENBENT Jessica Tzaferis	13	65.3 1200-1000	0:11.22 1000-800	0:26.89	1:36.83 (0:14.93)	1:21.90 [14] (0:11.96)	1:09.94 [14] (0:11.59)	0:58.35 [13] (0:11.22)	0:47.13 [12] (0:11.50)	0:35.63 [12] (0:11.43)	-1
9	5	TALISAY Manoel Nunes	1	65.9 1200-1000	0:11.30 1000-800	0:26.26	1:37.03 (0:14.44)	1:22.59 [8] (0:11.82)	1:10.77 [8] (0:11.75)	0:59.02 [8] (0:11.30)	0:47.72 [8] (0:11.35)	0:36.37 [8] (0:11.46)	-7
10	7	TWIN ENGINE Taylor Johnstone	11	65.6 1200-1000	0:11.36 1000-800	0:26.53	1:37.07 (0:14.74)	1:22.33 [11] (0:11.79)	1:10.54 [10] (0:11.55)	0:58.99 [10] (0:11.36)	0:47.63 [9] (0:11.40)	0:36.23 [9] (0:11.42)	+1

Scratched: Cavity Bay (#1), Homeward (#14)  
Did Not Finish: Affaire Vue (#16)

Report Created: Sat 29 March 2025 18:01:17 GMT+11 (Note: Timing is based on positional data)

- [ ] Position in running at each section and finish
- #: Saddle cloth number
- No data available at this section
- DNF Did not finish
- NA No data available
- DNT Did not track
- █ Background shading for fastest section



RACINGSA

Morphettville SA  
Race 8: Sportsbet Clare Lindop Stakes - 1600m  
29 March 2025 - 4:38PM



Morphettville

Track Rating: Good 4, Weather: Fine, Rail Position: +6m Entire; Sectional 608m

Section Field Times							Overall	L1400	L1200	L1000	L800	L600		
							1:35.72 (0:13.96)	1:21.76 (0:11.62)	1:10.14 (0:11.59)	0:58.55 (0:11.37)	0:47.17 (0:11.46)	0:35.71 (0:11.49)		
Position	#	Horse/Jockey	Barrier	Top Speed [km/h]	Fastest Section	First 400m								Distance Travelled From Winner [m]
11	13	<b>WILD WINNER</b>	9	64.6	0:11.36	0:26.55	1:37.73	1:23.05 [9]	1:11.18 [11]	0:59.54 [11]	0:48.18 [11]	0:36.80 [10]		-6
		Jason Holder		1200-1000	1000-800		(0:14.68)	(0:11.87)	(0:11.64)	(0:11.36)	(0:11.38)	(0:11.43)		
12	4	<b>QATARS CHOICE</b>	6	64.8	0:11.31	0:26.12	1:38.52	1:24.29 [4]	1:12.40 [6]	1:00.79 [6]	0:49.35 [7]	0:38.04 [6]		-2
		Celine Gaudray		1000-800	800-600		(0:14.23)	(0:11.89)	(0:11.61)	(0:11.44)	(0:11.31)	(0:11.48)		
13	9	<b>RIGHT OF VETO</b>	5	64.3	0:11.41	0:25.69	1:40.11	1:26.05 [2]	1:14.42 [2]	1:02.81 [2]	0:51.38 [2]	0:39.97 [2]		+1
		Teagan Voorham		1000-800	800-600		(0:14.06)	(0:11.63)	(0:11.61)	(0:11.43)	(0:11.41)	(0:11.78)		

Scratched: Cavity Bay (#1), Homeward (#14)  
Did Not Finish: Affaire Vue (#16)

- [ ] Position in running at each section and finish # Saddle cloth number
- :--:-- No data available at this section DNF Did not finish
- NA No data available DNT Did not track
- █ Background shading for fastest section



RACINGSA

Morphettville SA  
Race 8: Sportsbet Clare Lindop Stakes - 1600m  
29 March 2025 - 4:38PM



Morphettville

Track Rating: Good 4, Weather: Fine, Rail Position: +6m Entire; Sectional 608m

Section  
Field Times

L400  
0:24.22  
(0:11.85)  
L200  
0:12.37  
(0:12.37)

Position	#	Horse/Jockey	Barrier	Top Speed [km/h]	Fastest Section	First 400m	L400 0:24.22 (0:11.85)		L200 0:12.37 (0:12.37)		Margin	Distance Travelled From Winner [m]
1	3	COMANCHE MISS Lachlan Neindorf	8	65.1 800-600	0:11.31 600-400	0:26.21	0:23.77 [6] (0:11.50)	0:12.27 [3] (0:12.27)	1:35.72			
2	8	BEAUTIFUL JEWEL Ben Price	7	65.3 1000-800	0:11.26 800-600	0:26.11	0:23.96 [3] (0:11.59)	0:12.37 [2] (0:12.37)	0.56L			+4
3	10	SWIFTIE HARRIET Kayla Crowther	3	63.6 1200-1000	0:11.37 1000-800	0:25.57	0:24.69 [1] (0:11.86)	0:12.83 [1] (0:12.83)	2.98L			-6
4	11	HORIZONS Todd Pannell	2	64.5 1000-800	0:11.37 800-600	0:25.87	0:24.64 [2] (0:12.02)	0:12.62 [4] (0:12.62)	4.2L			-3
5	2	HURRICANE GEORGIE Jake Toeroek	4	64.4 1200-1000	0:11.38 1000-800	0:26.00	0:24.47 [4] (0:11.88)	0:12.59 [5] (0:12.59)	4.2L			+1
6	6	PELEVECCHIO Jacob Opperman	10	65.1 800-600	0:11.25 1000-800	0:26.88	0:23.70 [13] (0:11.45)	0:12.25 [9] (0:12.25)	4.71L			+4
7	15	QUEENOFHEAIR Justin Potter	14	65.1 800-600	0:11.35 600-400	0:26.46	0:24.32 [10] (0:11.75)	0:12.57 [7] (0:12.56)	5.85L			+4
8	12	HEAVENBENT Jessica Tzaferis	13	65.3 1200-1000	0:11.22 1000-800	0:26.89	0:24.20 [12] (0:11.66)	0:12.54 [10] (0:12.54)	7.18L			-1
9	5	TALISAY Manoel Nunes	1	65.9 1200-1000	0:11.30 1000-800	0:26.26	0:24.91 [8] (0:11.91)	0:13.00 [6] (0:13.00)	8.51L			-7
10	7	TWIN ENGINE Taylor Johnstone	11	65.6 1200-1000	0:11.36 1000-800	0:26.53	0:24.81 [9] (0:11.92)	0:12.89 [8] (0:12.89)	8.72L			+1

Scratched: Cavity Bay (#1), Homeward (#14)  
Did Not Finish: Affaire Vue (#16)

Report Created: Sat 29 March 2025 18:01:17 GMT+11 (Note: Timing is based on positional data)

- [ ] Position in running at each section and finish
- #: Saddle cloth number
- :--:-- No data available at this section
- DNF Did not finish
- NA No data available
- DNT Did not track
- █ Background shading for fastest section



RACINGSA

Morphettville SA  
Race 8: Sportsbet Clare Lindop Stakes - 1600m  
29 March 2025 - 4:38PM



Morphettville

Track Rating: Good 4, Weather: Fine, Rail Position: +6m Entire; Sectional 608m

Section

Field Times

L400

0:24.22

(0:11.85)

L200

0:12.37

(0:12.37)

Position	#	Horse/Jockey	Barrier	Top Speed [km/h]	Fastest Section	First 400m	L400	L200	Margin					Distance Travelled From Winner [m]
11	13	<b>WILD WINNER</b>	9	64.6	0:11.36	0:26.55	0:25.37 [11]	0:13.37 [12]	13.01L					-6
		Jason Holder		1200-1000	1000-800		(0:12.00)	(0:13.37)						
12	4	<b>QATARS CHOICE</b>	6	64.8	0:11.31	0:26.12	0:26.56 [7]	0:14.19 [11]	18.1L					-2
		Celine Gaudray		1000-800	800-600		(0:12.37)	(0:14.19)						
13	9	<b>RIGHT OF VETO</b>	5	64.3	0:11.41	0:25.69	0:28.19 [5]	0:15.53 [13]	28.36L					+1
		Teagan Voorham		1000-800	800-600		(0:12.66)	(0:15.53)						

Scratched: Cavity Bay (#1), Homeward (#14)

Did Not Finish: Affaire Vue (#16)

- [ ] Position in running at each section and finish
- #: Saddle cloth number
- :--- No data available at this section
- DNF Did not finish
- NA No data available
- DNT Did not track
- █ Background shading for fastest section

Horse/Jockey Name	COMANCHE MISS/Lachlan Neindorf
Finish Rank	1
Fastest Section Time (Section)	0:11.31 (L600)
Top Speed [km/h] (Section)	65.1 (L800)
Race State	Finished



Morphettville SA - Professional

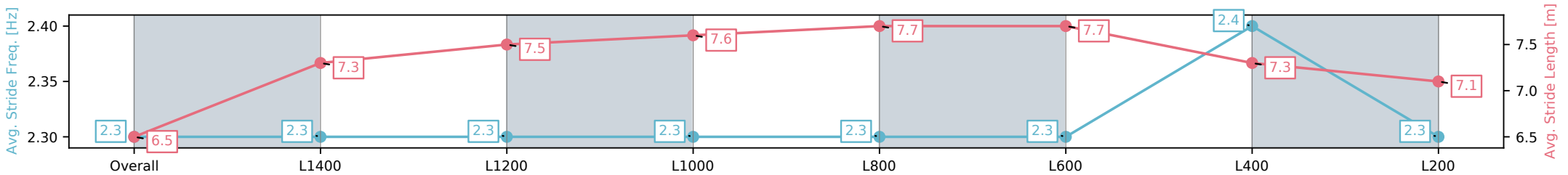
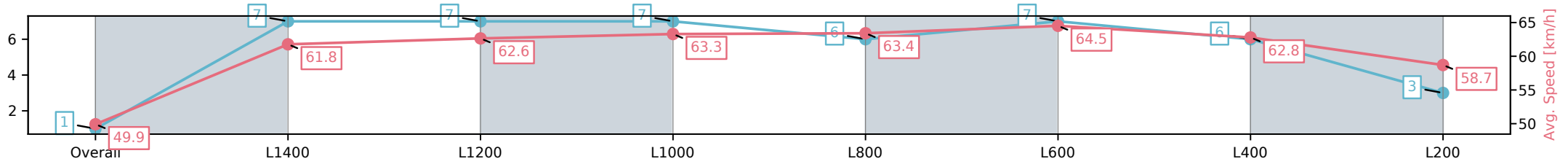
Race 8: Sportsbet Clare Lindop Stakes - 1600m

29 March 2025 - 4:38PM

Track Rating: Good 4, Weather: Fine, Rail Position: +6m Entire; Sectional 608m



Section	Overall	L1400	L1200	L1000	L800	L600	L400	L200
Section Times	1:35.72[1] (0:14.43)	1:21.29[7] (0:11.78)	1:09.51[7] (0:11.60)	0:57.91[7] (0:11.36)	0:46.55[6] (0:11.47)	0:35.08[7] (0:11.31)	0:23.77[6] (0:11.50)	0:12.27[3] (0:12.27)
Average Speed [km/h]	49.9	61.8	62.6	63.3	63.4	64.5	62.8	58.7
Top Speed [km/h]	62.6	62.9	63.5	64.1	64.2	65.1	64.7	61.6
Avg. Dist. to Rail [m]	8.0	2.5	2.6	3.2	2.8	2.3	2.9	2.7
Avg. Stride Freq. [Hz]	2.3	2.3	2.3	2.3	2.3	2.3	2.4	2.3
Avg. Stride Length [m]	6.5	7.3	7.5	7.6	7.7	7.7	7.3	7.1



[ ] Ranking at each section and finish  
 -:-:- No data available at this section  
 NA No data available

Horse/Jockey Name	BEAUTIFUL JEWEL/Ben Price
Finish Rank	2
Fastest Section Time (Section)	0:11.26 (L800)
Top Speed [km/h] (Section)	65.3 (L1000)
Race State	Finished



Morphettville SA - Professional

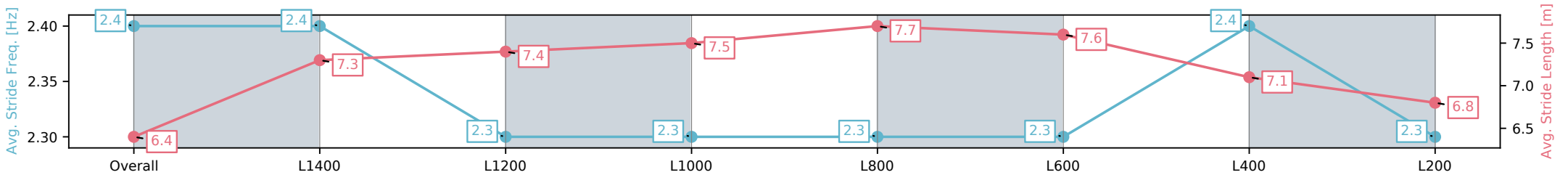
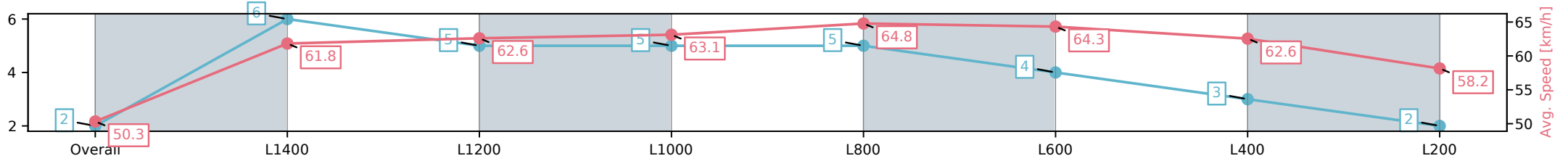
Race 8: Sportsbet Clare Lindop Stakes - 1600m

29 March 2025 - 4:38PM

Track Rating: Good 4, Weather: Fine, Rail Position: +6m Entire; Sectional 608m



Section	Overall	L1400	L1200	L1000	L800	L600	L400	L200
Section Times	1:35.80[2] (0:14.31)	1:21.49[6] (0:11.80)	1:09.69[5] (0:11.62)	0:58.07[5] (0:11.41)	0:46.66[5] (0:11.26)	0:35.40[4] (0:11.44)	0:23.96[3] (0:11.59)	0:12.37[2] (0:12.37)
Average Speed [km/h]	50.3	61.8	62.6	63.1	64.8	64.3	62.6	58.2
Top Speed [km/h]	60.3	62.7	63.8	64.1	65.3	65.1	64.2	62.4
Avg. Dist. to Rail [m]	7.2	3.3	3.0	3.2	3.0	4.4	6.0	6.0
Avg. Stride Freq. [Hz]	2.4	2.4	2.3	2.3	2.3	2.3	2.4	2.3
Avg. Stride Length [m]	6.4	7.3	7.4	7.5	7.7	7.6	7.1	6.8



- [ ] Ranking at each section and finish
- :-:- No data available at this section
- NA No data available

Horse/Jockey Name	SWIFTIE HARRIET/Kayla Crowther
Finish Rank	3
Fastest Section Time (Section)	0:11.37 (L1000)
Top Speed [km/h] (Section)	63.6 (L1200)
Race State	Finished



Morphettville SA - Professional

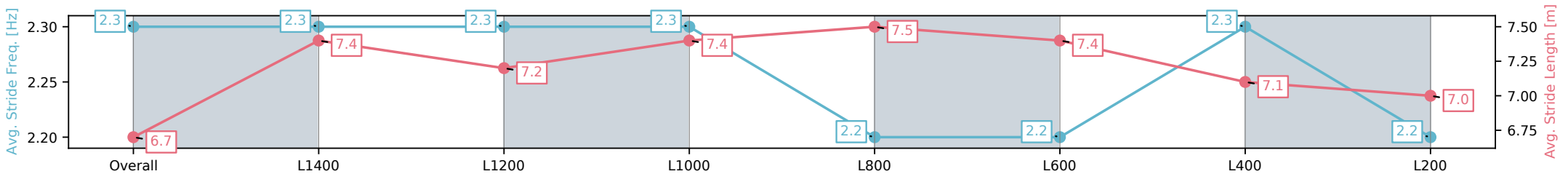
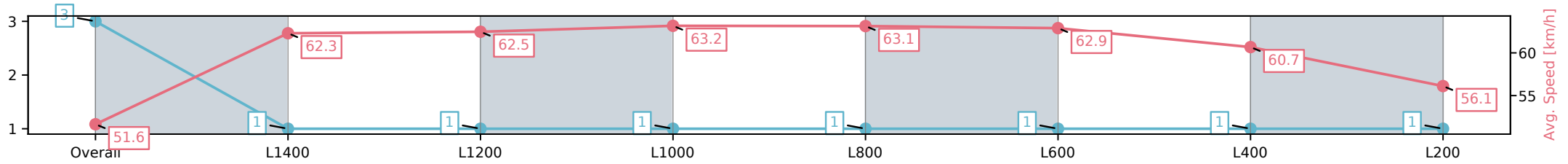
Race 8: Sportsbet Clare Lindop Stakes - 1600m

29 March 2025 - 4:38PM

Track Rating: Good 4, Weather: Fine, Rail Position: +6m Entire; Sectional 608m



Section	Overall	L1400	L1200	L1000	L800	L600	L400	L200
Section Times	1:36.18[3] (0:13.95)	1:22.23[1] (0:11.63)	1:10.60[1] (0:11.59)	0:59.01[1] (0:11.37)	0:47.64[1] (0:11.46)	0:36.18[1] (0:11.49)	0:24.69[1] (0:11.86)	0:12.83[1] (0:12.83)
Average Speed [km/h]	51.6	62.3	62.5	63.2	63.1	62.9	60.7	56.1
Top Speed [km/h]	63.5	63.3	63.6	63.6	63.4	63.4	62.2	58.9
Avg. Dist. to Rail [m]	3.8	1.5	1.2	1.1	0.9	0.7	0.7	0.3
Avg. Stride Freq. [Hz]	2.3	2.3	2.3	2.3	2.2	2.2	2.3	2.2
Avg. Stride Length [m]	6.7	7.4	7.2	7.4	7.5	7.4	7.1	7.0



[ ] Ranking at each section and finish  
 -:-:- No data available at this section  
 NA No data available

Horse/Jockey Name	HORIZONS/Todd Pannell
Finish Rank	4
Fastest Section Time (Section)	0:11.37 (L800)
Top Speed [km/h] (Section)	64.5 (L1000)
Race State	Finished



Morphettville SA - Professional

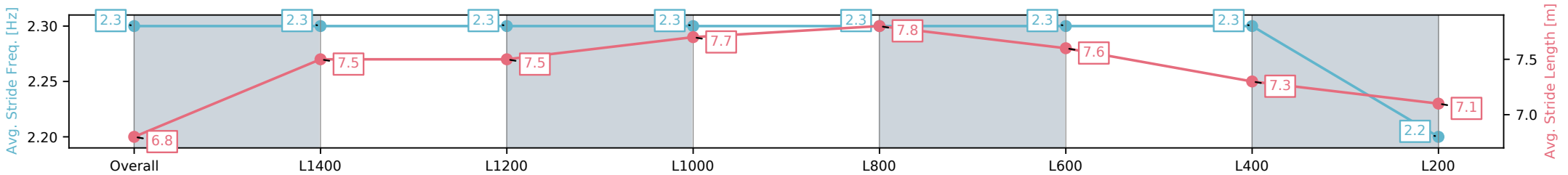
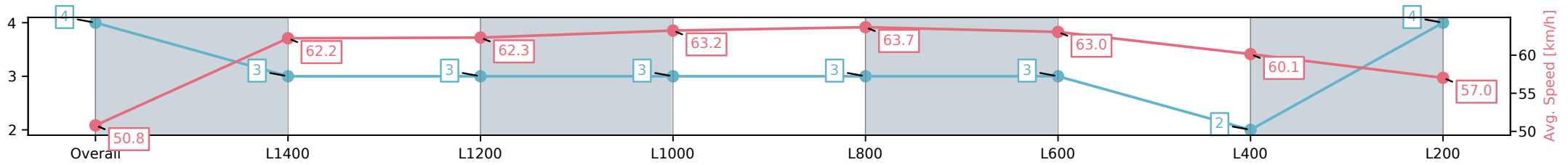
Race 8: Sportsbet Clare Lindop Stakes - 1600m

29 March 2025 - 4:38PM

Track Rating: Good 4, Weather: Fine, Rail Position: +6m Entire; Sectional 608m



Section	Overall	L1400	L1200	L1000	L800	L600	L400	L200
Section Times	1:36.37[4] (0:14.18)	1:22.19[3] (0:11.69)	1:10.50[3] (0:11.65)	0:58.85[3] (0:11.39)	0:47.46[3] (0:11.37)	0:36.09[3] (0:11.45)	0:24.64[2] (0:12.02)	0:12.62[4] (0:12.62)
Average Speed [km/h]	50.8	62.2	62.3	63.2	63.7	63.0	60.1	57.0
Top Speed [km/h]	63.7	63.7	63.4	64.1	64.5	64.2	61.7	59.3
Avg. Dist. to Rail [m]	2.6	1.9	2.9	2.8	1.3	0.7	2.5	3.1
Avg. Stride Freq. [Hz]	2.3	2.3	2.3	2.3	2.3	2.3	2.3	2.2
Avg. Stride Length [m]	6.8	7.5	7.5	7.7	7.8	7.6	7.3	7.1



[ ] Ranking at each section and finish  
 -:-:- No data available at this section  
 NA No data available



Horse/Jockey Name	HURRICANE GEORGIE/Jake Toeroek
Finish Rank	5
Fastest Section Time (Section)	0:11.38 (L1000)
Top Speed [km/h] (Section)	64.4 (L1200)
Race State	Finished



Morphettville SA - Professional

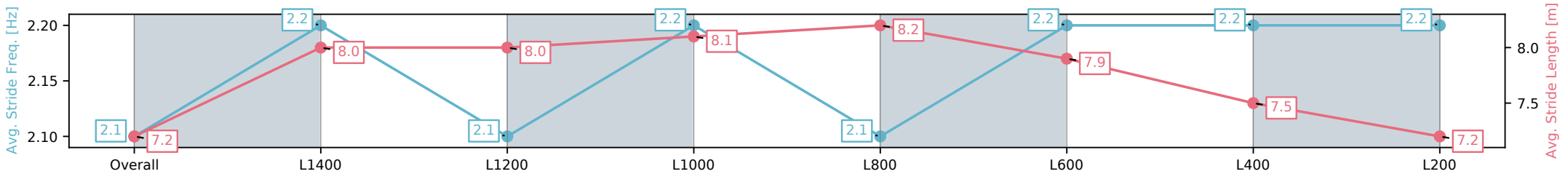
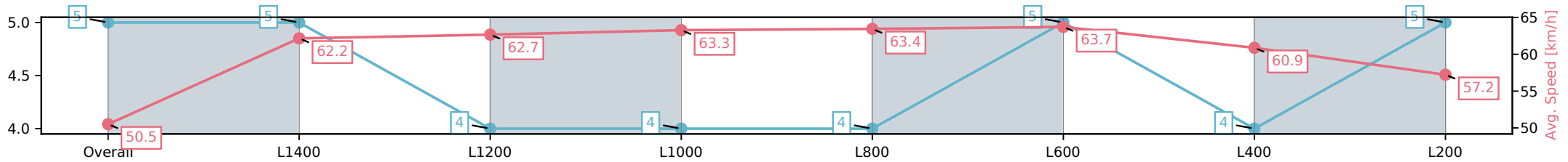
Race 8: Sportsbet Clare Lindop Stakes - 1600m

29 March 2025 - 4:38PM

Track Rating: Good 4, Weather: Fine, Rail Position: +6m Entire; Sectional 608m



Section	Overall	L1400	L1200	L1000	L800	L600	L400	L200
Section Times	1:36.37[5] (0:14.25)	1:22.12[5] (0:11.75)	1:10.37[4] (0:11.60)	0:58.77[4] (0:11.38)	0:47.39[4] (0:11.44)	0:35.95[5] (0:11.48)	0:24.47[4] (0:11.88)	0:12.59[5] (0:12.59)
Average Speed [km/h]	50.5	62.2	62.7	63.3	63.4	63.7	60.9	57.2
Top Speed [km/h]	63.2	62.9	63.2	64.4	63.8	64.1	63.2	59.3
Avg. Dist. to Rail [m]	3.9	3.2	2.9	2.9	2.0	3.2	5.0	7.4
Avg. Stride Freq. [Hz]	2.1	2.2	2.1	2.2	2.1	2.2	2.2	2.2
Avg. Stride Length [m]	7.2	8.0	8.0	8.1	8.2	7.9	7.5	7.2



[ ] Ranking at each section and finish  
 -:-:- No data available at this section  
 NA No data available

Horse/Jockey Name	PELEVECCHIO/Jacob Opperman
Finish Rank	6
Fastest Section Time (Section)	0:11.25 (L1000)
Top Speed [km/h] (Section)	65.1 (L800)
Race State	Finished



Morphettville SA - Professional

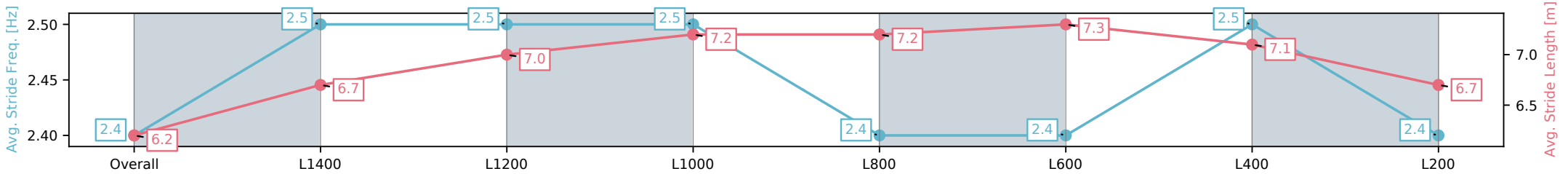
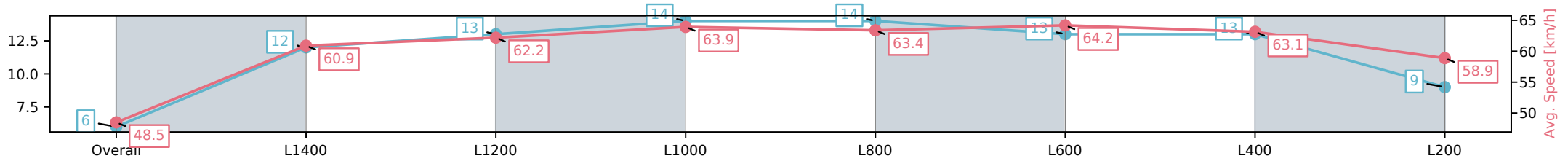
Race 8: Sportsbet Clare Lindop Stakes - 1600m

29 March 2025 - 4:38PM

Track Rating: Good 4, Weather: Fine, Rail Position: +6m Entire; Sectional 608m



Section	Overall	L1400	L1200	L1000	L800	L600	L400	L200
Section Times	1:36.45[6] (0:14.88)	1:21.57[12] (0:12.00)	1:09.57[13] (0:11.76)	0:57.81[14] (0:11.25)	0:46.56[14] (0:11.50)	0:35.06[13] (0:11.36)	0:23.70[13] (0:11.45)	0:12.25[9] (0:12.25)
Average Speed [km/h]	48.5	60.9	62.2	63.9	63.4	64.2	63.1	58.9
Top Speed [km/h]	61.4	62.8	63.3	64.5	64.5	65.1	64.8	61.3
Avg. Dist. to Rail [m]	7.6	3.1	4.4	3.8	3.2	2.4	6.7	11.5
Avg. Stride Freq. [Hz]	2.4	2.5	2.5	2.5	2.4	2.4	2.5	2.4
Avg. Stride Length [m]	6.2	6.7	7.0	7.2	7.2	7.3	7.1	6.7



[ ] Ranking at each section and finish  
 -:-:- No data available at this section  
 NA No data available

Horse/Jockey Name	QUEENOFTHEAIR/Justin Potter
Finish Rank	7
Fastest Section Time (Section)	0:11.35 (L600)
Top Speed [km/h] (Section)	65.1 (L800)
Race State	Finished



Morphettville SA - Professional

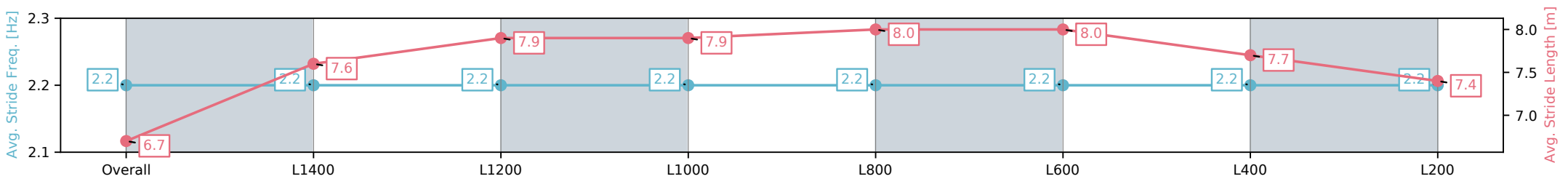
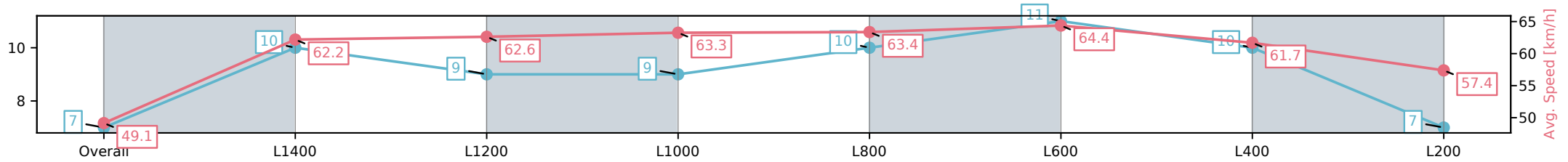
Race 8: Sportsbet Clare Lindop Stakes - 1600m

29 March 2025 - 4:38PM

Track Rating: Good 4, Weather: Fine, Rail Position: +6m Entire; Sectional 608m



Section	Overall	L1400	L1200	L1000	L800	L600	L400	L200
Section Times	1:36.62[7] (0:14.68)	1:21.94[10] (0:11.78)	1:10.16[9] (0:11.62)	0:58.54[9] (0:11.39)	0:47.15[10] (0:11.48)	0:35.67[11] (0:11.35)	0:24.32[10] (0:11.75)	0:12.57[7] (0:12.56)
Average Speed [km/h]	49.1	62.2	62.6	63.3	63.4	64.4	61.7	57.4
Top Speed [km/h]	61.9	62.8	63.3	64.0	64.5	65.1	63.9	60.2
Avg. Dist. to Rail [m]	12.6	4.2	3.2	3.5	3.0	3.1	6.7	7.6
Avg. Stride Freq. [Hz]	2.2	2.2	2.2	2.2	2.2	2.2	2.2	2.2
Avg. Stride Length [m]	6.7	7.6	7.9	7.9	8.0	8.0	7.7	7.4



[ ] Ranking at each section and finish  
 -:-:- No data available at this section  
 NA No data available

Horse/Jockey Name	HEAVENBENT/Jessica Tzaferis
Finish Rank	8
Fastest Section Time (Section)	0:11.22 (L1000)
Top Speed [km/h] (Section)	65.3 (L1200)
Race State	Finished



Morphettville SA - Professional

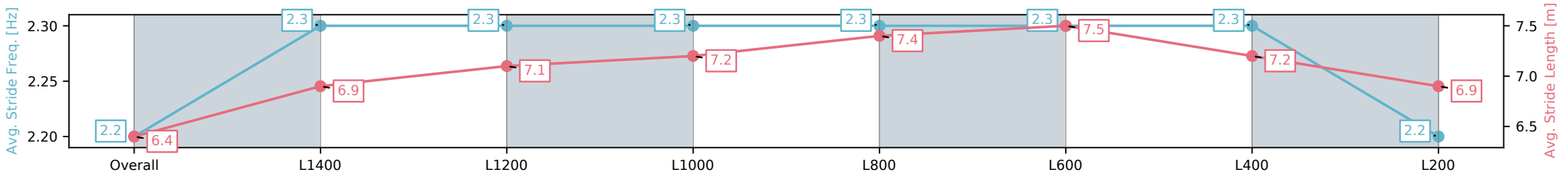
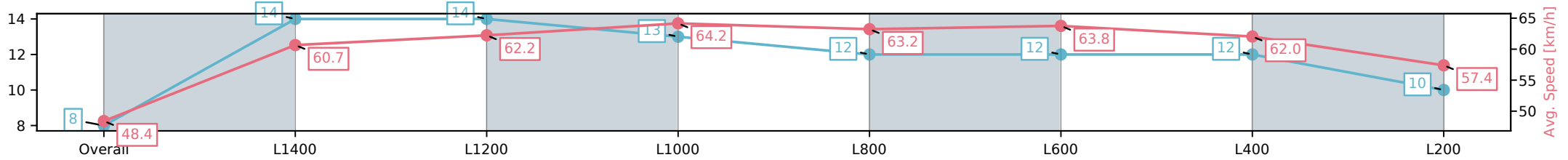
Race 8: Sportsbet Clare Lindop Stakes - 1600m

29 March 2025 - 4:38PM

Track Rating: Good 4, Weather: Fine, Rail Position: +6m Entire; Sectional 608m



Section	Overall	L1400	L1200	L1000	L800	L600	L400	L200
Section Times	1:36.83[8] (0:14.93)	1:21.90[14] (0:11.96)	1:09.94[14] (0:11.59)	0:58.35[13] (0:11.22)	0:47.13[12] (0:11.50)	0:35.63[12] (0:11.43)	0:24.20[12] (0:11.66)	0:12.54[10] (0:12.54)
Average Speed [km/h]	48.4	60.7	62.2	64.2	63.2	63.8	62.0	57.4
Top Speed [km/h]	63.6	63.0	64.2	65.3	64.9	64.8	63.7	60.8
Avg. Dist. to Rail [m]	8.2	1.6	1.2	2.0	2.1	2.6	4.7	5.3
Avg. Stride Freq. [Hz]	2.2	2.3	2.3	2.3	2.3	2.3	2.3	2.2
Avg. Stride Length [m]	6.4	6.9	7.1	7.2	7.4	7.5	7.2	6.9



- [ ] Ranking at each section and finish
- :-:- No data available at this section
- NA No data available

Horse/Jockey Name	TALISAY/Manoel Nunes
Finish Rank	9
Fastest Section Time (Section)	0:11.30 (L1000)
Top Speed [km/h] (Section)	65.9 (L1200)
Race State	Finished



Morphettville SA - Professional

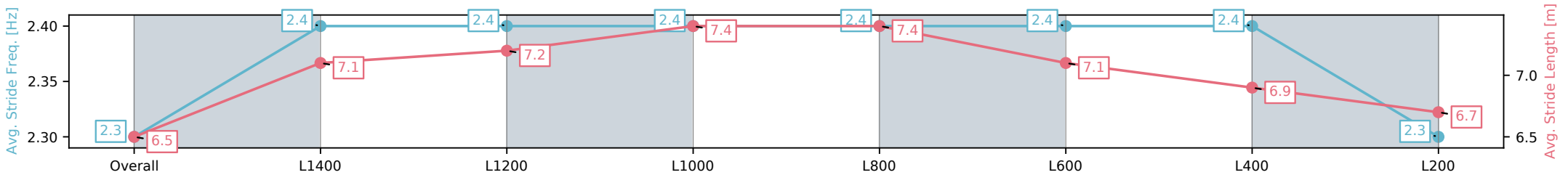
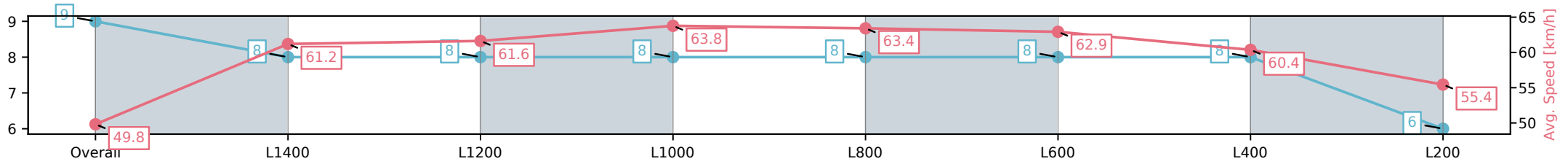
Race 8: Sportsbet Clare Lindop Stakes - 1600m

29 March 2025 - 4:38PM

Track Rating: Good 4, Weather: Fine, Rail Position: +6m Entire; Sectional 608m



Section	Overall	L1400	L1200	L1000	L800	L600	L400	L200
Section Times	1:37.03[9] (0:14.44)	1:22.59[8] (0:11.82)	1:10.77[8] (0:11.75)	0:59.02[8] (0:11.30)	0:47.72[8] (0:11.35)	0:36.37[8] (0:11.46)	0:24.91[8] (0:11.91)	0:13.00[6] (0:13.00)
Average Speed [km/h]	49.8	61.2	61.6	63.8	63.4	62.9	60.4	55.4
Top Speed [km/h]	62.5	62.4	63.2	65.9	64.2	63.7	62.9	57.9
Avg. Dist. to Rail [m]	1.8	1.6	1.3	1.7	0.9	0.3	0.9	1.8
Avg. Stride Freq. [Hz]	2.3	2.4	2.4	2.4	2.4	2.4	2.4	2.3
Avg. Stride Length [m]	6.5	7.1	7.2	7.4	7.4	7.1	6.9	6.7



[ ] Ranking at each section and finish  
 -:-:- No data available at this section  
 NA No data available

Horse/Jockey Name	TWIN ENGINE/Taylor Johnstone
Finish Rank	10
Fastest Section Time (Section)	0:11.36 (L1000)
Top Speed [km/h] (Section)	65.6 (L1200)
Race State	Finished



Morphettville SA - Professional

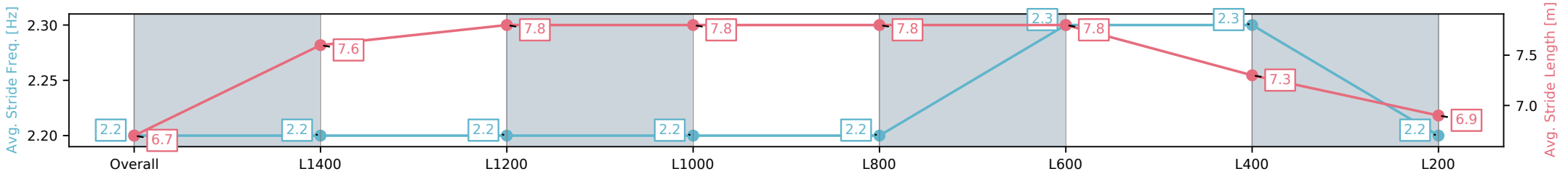
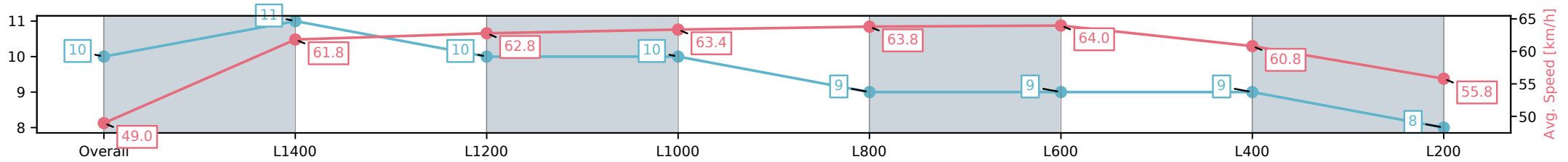
Race 8: Sportsbet Clare Lindop Stakes - 1600m

29 March 2025 - 4:38PM

Track Rating: Good 4, Weather: Fine, Rail Position: +6m Entire; Sectional 608m



Section	Overall	L1400	L1200	L1000	L800	L600	L400	L200
Section Times	1:37.07[10] (0:14.74)	1:22.33[11] (0:11.79)	1:10.54[10] (0:11.55)	0:58.99[10] (0:11.36)	0:47.63[9] (0:11.40)	0:36.23[9] (0:11.42)	0:24.81[9] (0:11.92)	0:12.89[8] (0:12.89)
Average Speed [km/h]	49.0	61.8	62.8	63.4	63.8	64.0	60.8	55.8
Top Speed [km/h]	62.1	63.2	64.0	65.6	64.3	65.3	63.7	57.9
Avg. Dist. to Rail [m]	9.3	3.1	2.1	2.6	2.1	2.9	6.3	7.0
Avg. Stride Freq. [Hz]	2.2	2.2	2.2	2.2	2.2	2.3	2.3	2.2
Avg. Stride Length [m]	6.7	7.6	7.8	7.8	7.8	7.8	7.3	6.9



[ ] Ranking at each section and finish  
 -:-:- No data available at this section  
 NA No data available

Horse/Jockey Name	WILD WINNER/Jason Holder
Finish Rank	11
Fastest Section Time (Section)	0:11.36 (L1000)
Top Speed [km/h] (Section)	64.6 (L1200)
Race State	Finished



Morphettville SA - Professional

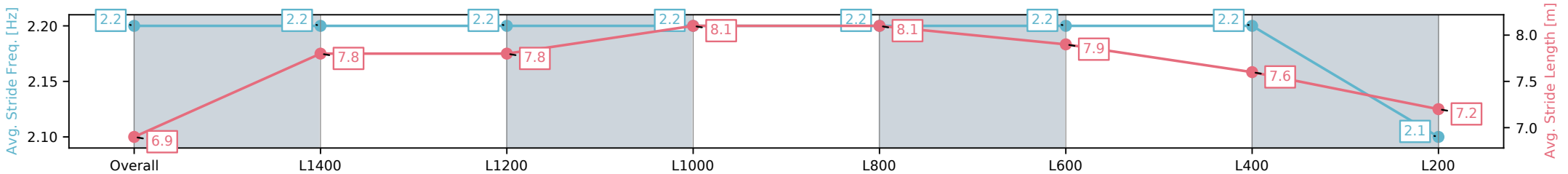
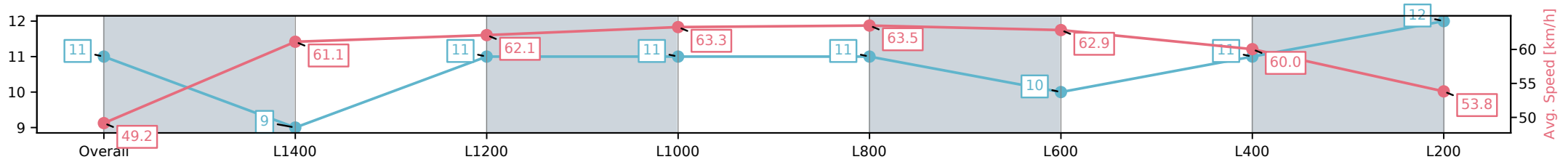
Race 8: Sportsbet Clare Lindop Stakes - 1600m

29 March 2025 - 4:38PM

Track Rating: Good 4, Weather: Fine, Rail Position: +6m Entire; Sectional 608m



Section	Overall	L1400	L1200	L1000	L800	L600	L400	L200
Section Times	1:37.73[11] (0:14.68)	1:23.05[9] (0:11.87)	1:11.18[11] (0:11.64)	0:59.54[11] (0:11.36)	0:48.18[11] (0:11.38)	0:36.80[10] (0:11.43)	0:25.37[11] (0:12.00)	0:13.37[12] (0:13.37)
Average Speed [km/h]	49.2	61.1	62.1	63.3	63.5	62.9	60.0	53.8
Top Speed [km/h]	61.9	61.9	63.2	64.6	64.1	64.4	61.6	58.0
Avg. Dist. to Rail [m]	7.3	1.7	1.3	1.5	0.8	0.5	0.5	0.6
Avg. Stride Freq. [Hz]	2.2	2.2	2.2	2.2	2.2	2.2	2.2	2.1
Avg. Stride Length [m]	6.9	7.8	7.8	8.1	8.1	7.9	7.6	7.2



[ ] Ranking at each section and finish  
 -:-:- No data available at this section  
 NA No data available

Horse/Jockey Name	<b>QATARS CHOICE/Celine Gaudray</b>
Finish Rank	<b>12</b>
Fastest Section Time (Section)	<b>0:11.31 (L800)</b>
Top Speed [km/h] (Section)	<b>64.8 (L1000)</b>
Race State	<b>Finished</b>



**Morphettville SA - Professional**

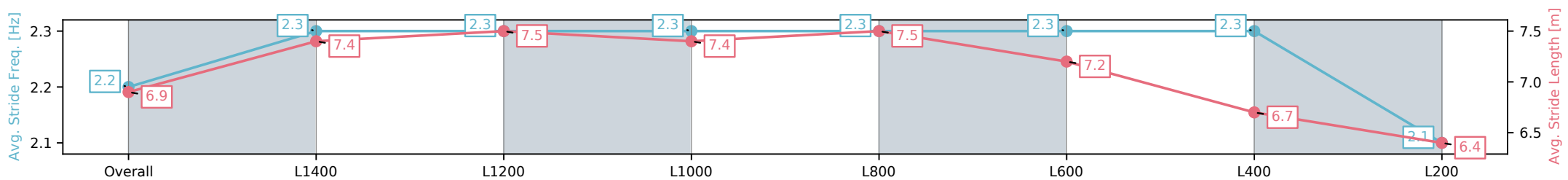
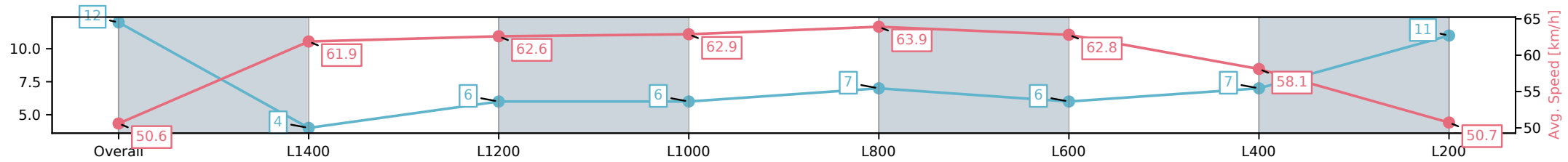
**Race 8: Sportsbet Clare Lindop Stakes - 1600m**

29 March 2025 - 4:38PM

Track Rating: Good 4, Weather: Fine, Rail Position: +6m Entire; Sectional 608m



Section	Overall	L1400	L1200	L1000	L800	L600	L400	L200
Section Times	1:38.52[12] (0:14.23)	1:24.29[4] (0:11.89)	1:12.40[6] (0:11.61)	1:00.79[6] (0:11.44)	0:49.35[7] (0:11.31)	0:38.04[6] (0:11.48)	0:26.56[7] (0:12.37)	0:14.19[11] (0:14.19)
Average Speed [km/h]	50.6	61.9	62.6	62.9	63.9	62.8	58.1	50.7
Top Speed [km/h]	62.2	62.9	63.5	63.8	64.8	64.5	60.9	55.0
Avg. Dist. to Rail [m]	7.6	5.2	2.4	2.8	1.5	0.4	0.4	4.0
Avg. Stride Freq. [Hz]	2.2	2.3	2.3	2.3	2.3	2.3	2.3	2.1
Avg. Stride Length [m]	6.9	7.4	7.5	7.4	7.5	7.2	6.7	6.4



[ ] Ranking at each section and finish  
 -:-:- No data available at this section  
 NA No data available



Horse/Jockey Name	RIGHT OF VETO/Teagan Voorham
Finish Rank	13
Fastest Section Time (Section)	0:11.41 (L800)
Top Speed [km/h] (Section)	64.3 (L1000)
Race State	Finished



Morphettville SA - Professional

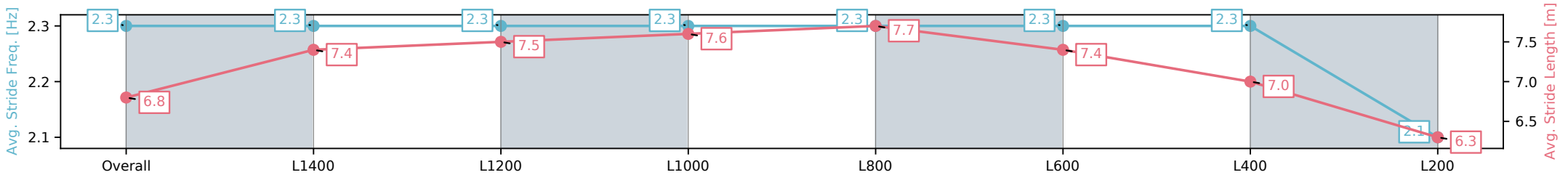
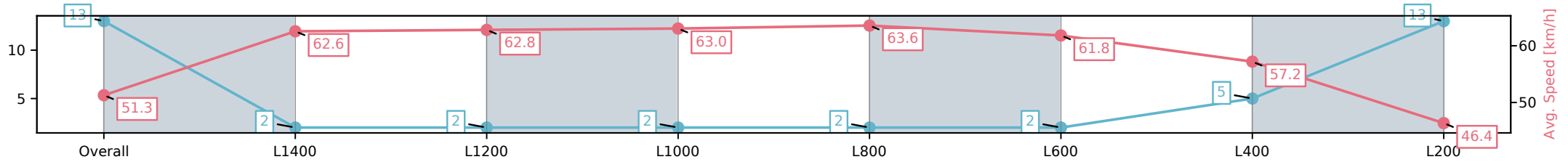
Race 8: Sportsbet Clare Lindop Stakes - 1600m

29 March 2025 - 4:38PM

Track Rating: Good 4, Weather: Fine, Rail Position: +6m Entire; Sectional 608m



Section	Overall	L1400	L1200	L1000	L800	L600	L400	L200
Section Times	1:40.11[13] (0:14.06)	1:26.05[2] (0:11.63)	1:14.42[2] (0:11.61)	1:02.81[2] (0:11.43)	0:51.38[2] (0:11.41)	0:39.97[2] (0:11.78)	0:28.19[5] (0:12.66)	0:15.53[13] (0:15.53)
Average Speed [km/h]	51.3	62.6	62.8	63.0	63.6	61.8	57.2	46.4
Top Speed [km/h]	64.2	64.0	64.0	64.2	64.3	64.1	60.0	53.9
Avg. Dist. to Rail [m]	4.8	2.5	3.7	3.4	1.9	2.6	5.1	7.8
Avg. Stride Freq. [Hz]	2.3	2.3	2.3	2.3	2.3	2.3	2.3	2.1
Avg. Stride Length [m]	6.8	7.4	7.5	7.6	7.7	7.4	7.0	6.3



[ ] Ranking at each section and finish  
 -:-:- No data available at this section  
 NA No data available