



RACINGSA

Morphettville SA
Race 7: Sportsbet Matrice Stakes - 1200m
29 March 2025 - 3:58PM



Morphettville

Track Rating: Good 4, Weather: Fine, Rail Position: +6m Entire; Sectional 608m

Table with columns: Section, Field Times, Position, #, Horse/Jockey, Barrier, Top Speed [km/h], Fastest Section, First 400m, Overall, L1000, L800, L600, L400, L200, Margin, Distance Travelled From Winner [m]. Rows include AVIATRESS, SIR SWAY, AIR ASSAULT, KARACASU, TIPPA, FAVOURITE CHILD, GHALIB, BOOGNISH, MY KHALIFA, CHICAGO STORM.

Scratched: Extremely Lucky (#1)

Report Created: Sat 29 March 2025 16:45:54 GMT+11 (Note: Timing is based on positional data)

- [] Position in running at each section and finish
Saddle cloth number
-:-:- No data available at this section
DNF Did not finish
NA No data available
DNT Did not track
Background shading for fastest section



RACINGSA

Morphettville SA
Race 7: Sportsbet Matrice Stakes - 1200m
29 March 2025 - 3:58PM



Morphettville

Track Rating: Good 4, Weather: Fine, Rail Position: +6m Entire; Sectional 608m

Section Field Times							Overall	L1000	L800	L600	L400	L200		
							1:09.50 (0:13.90)	0:55.60 (0:10.95)	0:44.65 (0:11.00)	0:33.64 (0:11.03)	0:22.61 (0:11.04)	0:11.56 (0:11.56)		
Position	#	Horse/Jockey	Barrier	Top Speed [km/h]	Fastest Section	First 400m						Margin	Distance Travelled From Winner [m]	
11	14	TIFFANY VALENTINE	5	68.1	0:10.78	0:25.72	1:10.31	0:55.92 [8]	0:44.59 [10]	0:33.41 [10]	0:22.63 [10]	0:11.69 [12]	5.25L	+0
		Lachlan Neindorf		800-600	600-400		(0:14.39)	(0:11.33)	(0:11.18)	(0:10.78)	(0:10.94)	(0:11.69)		
12	10	MAKIN	7	68.0	0:10.87	0:25.36	1:10.76	0:56.64 [5]	0:45.40 [5]	0:34.25 [5]	0:23.38 [7]	0:12.28 [8]	8.15L	+3
		Manoel Nunes		800-600	600-400		(0:14.12)	(0:11.24)	(0:11.15)	(0:10.87)	(0:11.10)	(0:12.28)		
13	8	PUDDING	11	67.7	0:10.73	0:26.01	1:10.86	0:56.08 [13]	0:44.85 [13]	0:33.74 [13]	0:23.01 [13]	0:11.94 [13]	8.82L	-3
		Teagan Voorham		800-600	600-400		(0:14.78)	(0:11.23)	(0:11.11)	(0:10.73)	(0:11.07)	(0:11.94)		

Scratched: Extremely Lucky (#1)

- [] Position in running at each section and finish # Saddle cloth number
- :--:-- No data available at this section **DNF** Did not finish
- NA** No data available **DNT** Did not track
- Background shading for fastest section

Horse/Jockey Name	AVIATRESS/Jake Toeroek
Finish Rank	1
Fastest Section Time (Section)	0:10.87 (L400)
Top Speed [km/h] (Section)	67.0 (L600)
Race State	Finished



Morphettville SA - Professional

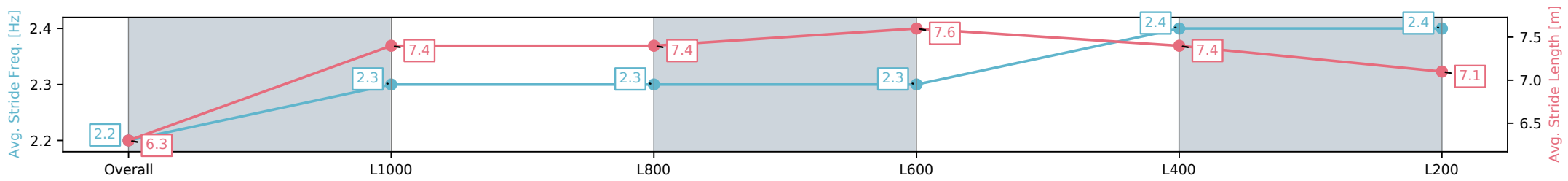
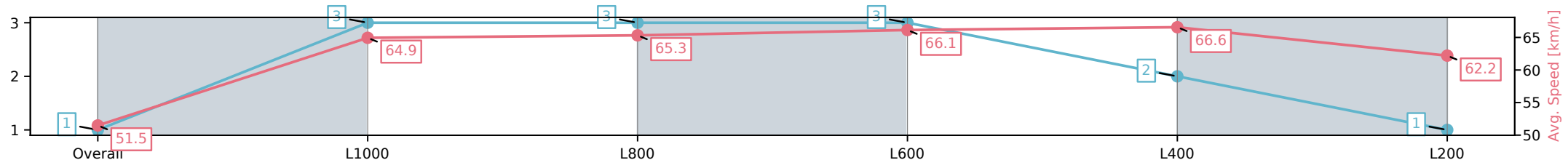
Race 7: Sportsbet Matrice Stakes - 1200m

29 March 2025 - 3:58PM

Track Rating: Good 4, Weather: Fine, Rail Position: +6m Entire; Sectional 608m



Section	Overall	L1000	L800	L600	L400	L200
Section Times	1:09.50[1] (0:13.99)	0:55.51[3] (0:11.08)	0:44.43[3] (0:11.05)	0:33.38[3] (0:10.94)	0:22.44[2] (0:10.87)	0:11.57[1] (0:11.56)
Average Speed [km/h]	51.5	64.9	65.3	66.1	66.6	62.2
Top Speed [km/h]	65.3	65.3	66.7	66.7	67.0	65.7
Avg. Dist. to Rail [m]	1.5	1.1	0.6	1.1	4.0	7.3
Avg. Stride Freq. [Hz]	2.2	2.3	2.3	2.3	2.4	2.4
Avg. Stride Length [m]	6.3	7.4	7.4	7.6	7.4	7.1



[] Ranking at each section and finish
 -:-:- No data available at this section
 NA No data available

Horse/Jockey Name	SIR SWAY/Taylor Johnstone
Finish Rank	2
Fastest Section Time (Section)	0:10.84 (L1000)
Top Speed [km/h] (Section)	67.9 (Overall)
Race State	Finished



Morphettville SA - Professional

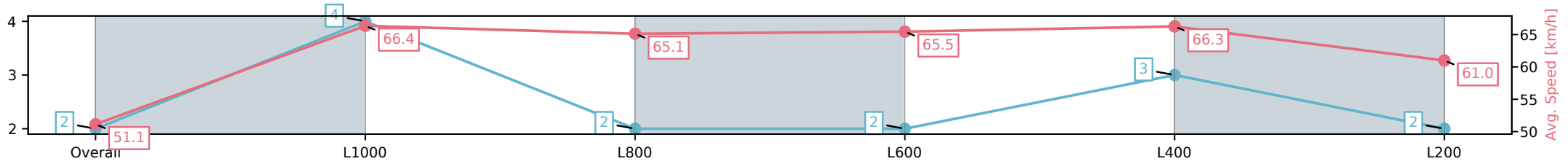
Race 7: Sportsbet Matrice Stakes - 1200m

29 March 2025 - 3:58PM

Track Rating: Good 4, Weather: Fine, Rail Position: +6m Entire; Sectional 608m



Section	Overall	L1000	L800	L600	L400	L200
Section Times	1:09.76[2] (0:14.11)	0:55.65[4] (0:10.84)	0:44.81[2] (0:11.11)	0:33.70[2] (0:11.01)	0:22.69[3] (0:10.89)	0:11.80[2] (0:11.80)
Average Speed [km/h]	51.1	66.4	65.1	65.5	66.3	61.0
Top Speed [km/h]	67.2	67.9	67.0	66.9	66.8	64.7
Avg. Dist. to Rail [m]	5.8	3.0	1.5	0.4	3.5	6.0
Avg. Stride Freq. [Hz]	2.4	2.5	2.4	2.4	2.5	2.4
Avg. Stride Length [m]	6.0	7.3	7.5	7.5	7.1	7.0



- [] Ranking at each section and finish
- :-:- No data available at this section
- NA No data available

Horse/Jockey Name	AIR ASSAULT/Jason Holder
Finish Rank	3
Fastest Section Time (Section)	0:10.95 (L1000)
Top Speed [km/h] (Section)	67.1 (L800)
Race State	Finished



Morphettville SA - Professional

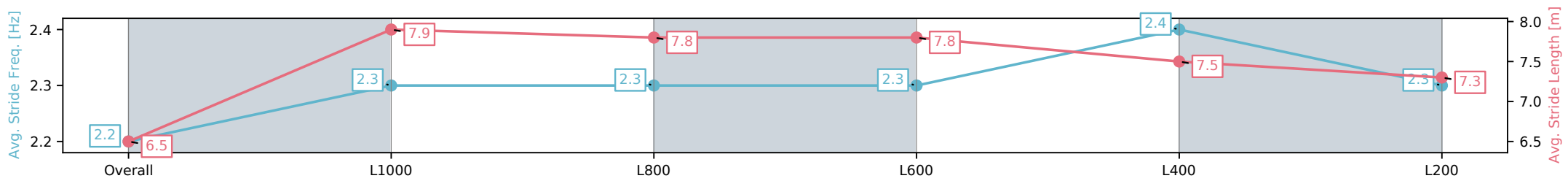
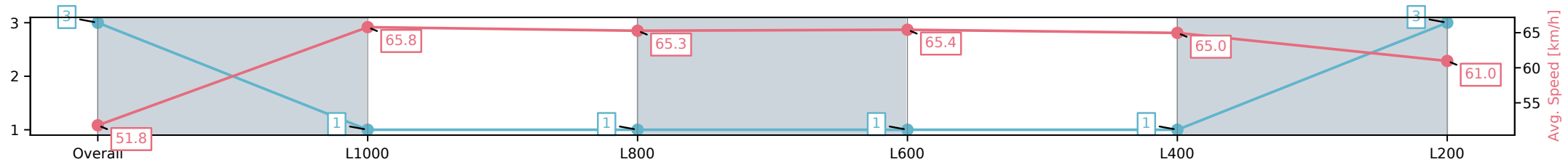
Race 7: Sportsbet Matrice Stakes - 1200m

29 March 2025 - 3:58PM

Track Rating: Good 4, Weather: Fine, Rail Position: +6m Entire; Sectional 608m



Section	Overall	L1000	L800	L600	L400	L200
Section Times	1:09.80[3] (0:13.90)	0:55.90[1] (0:10.95)	0:44.95[1] (0:11.00)	0:33.95[1] (0:11.04)	0:22.91[1] (0:11.10)	0:11.81[3] (0:11.81)
Average Speed [km/h]	51.8	65.8	65.3	65.4	65.0	61.0
Top Speed [km/h]	65.5	66.5	66.1	67.1	65.8	63.5
Avg. Dist. to Rail [m]	2.1	1.1	0.3	0.5	3.2	5.4
Avg. Stride Freq. [Hz]	2.2	2.3	2.3	2.3	2.4	2.3
Avg. Stride Length [m]	6.5	7.9	7.8	7.8	7.5	7.3



[] Ranking at each section and finish
 -:-:- No data available at this section
 NA No data available

Horse/Jockey Name	KARACASU/Connor Murtagh
Finish Rank	4
Fastest Section Time (Section)	0:10.74 (L600)
Top Speed [km/h] (Section)	68.1 (L800)
Race State	Finished



Morphettville SA - Professional

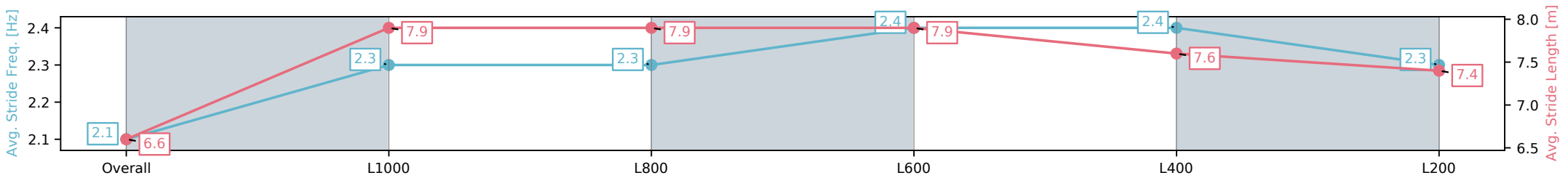
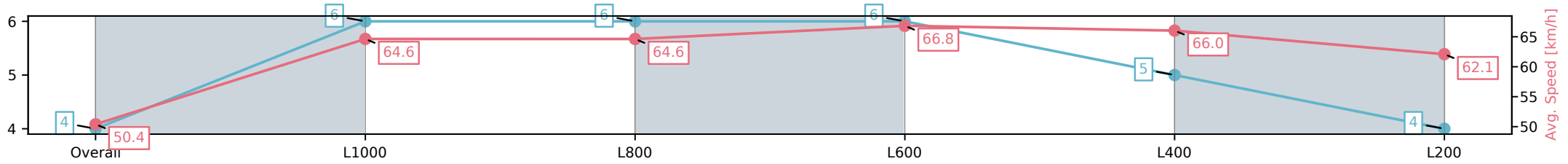
Race 7: Sportsbet Matrice Stakes - 1200m

29 March 2025 - 3:58PM

Track Rating: Good 4, Weather: Fine, Rail Position: +6m Entire; Sectional 608m



Section	Overall	L1000	L800	L600	L400	L200
Section Times	1:09.82[4] (0:14.30)	0:55.52[6] (0:11.14)	0:44.38[6] (0:11.13)	0:33.25[6] (0:10.74)	0:22.51[5] (0:10.89)	0:11.62[4] (0:11.62)
Average Speed [km/h]	50.4	64.6	64.6	66.8	66.0	62.1
Top Speed [km/h]	65.2	65.5	67.4	68.1	67.5	66.1
Avg. Dist. to Rail [m]	2.3	0.6	0.3	0.6	1.0	2.6
Avg. Stride Freq. [Hz]	2.1	2.3	2.3	2.4	2.4	2.3
Avg. Stride Length [m]	6.6	7.9	7.9	7.9	7.6	7.4



- [] Ranking at each section and finish
- :-:- No data available at this section
- NA No data available

Horse/Jockey Name	TIPPA/Stacey Metcalfe
Finish Rank	5
Fastest Section Time (Section)	0:10.97 (L600)
Top Speed [km/h] (Section)	67.0 (L800)
Race State	Finished



Morphettville SA - Professional

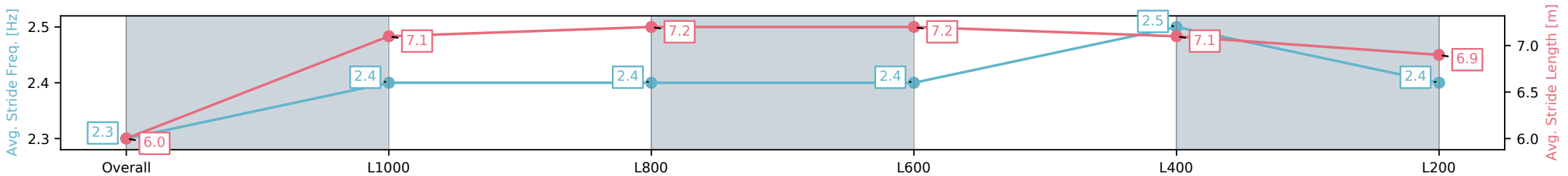
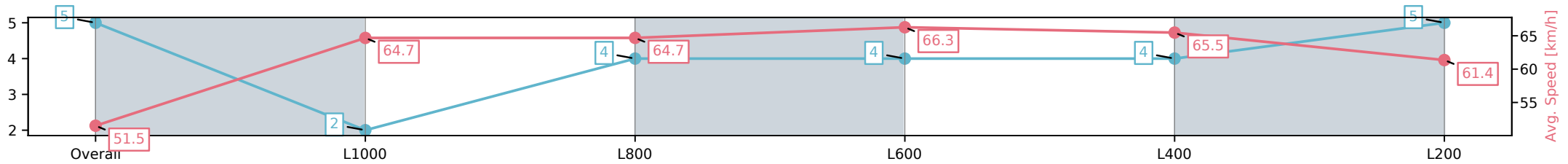
Race 7: Sportsbet Matrice Stakes - 1200m

29 March 2025 - 3:58PM

Track Rating: Good 4, Weather: Fine, Rail Position: +6m Entire; Sectional 608m



Section	Overall	L1000	L800	L600	L400	L200
Section Times	1:10.04[5] (0:13.96)	0:56.08[2] (0:11.14)	0:44.94[4] (0:11.19)	0:33.75[4] (0:10.97)	0:22.78[4] (0:11.03)	0:11.75[5] (0:11.75)
Average Speed [km/h]	51.5	64.7	64.7	66.3	65.5	61.4
Top Speed [km/h]	65.0	65.3	66.2	67.0	66.9	63.9
Avg. Dist. to Rail [m]	3.8	2.4	1.3	1.8	5.4	7.9
Avg. Stride Freq. [Hz]	2.3	2.4	2.4	2.4	2.5	2.4
Avg. Stride Length [m]	6.0	7.1	7.2	7.2	7.1	6.9



[] Ranking at each section and finish
 -:-:- No data available at this section
 NA No data available

Horse/Jockey Name	FAVOURITE CHILD/Ben Price
Finish Rank	6
Fastest Section Time (Section)	0:10.84 (L600)
Top Speed [km/h] (Section)	67.6 (L800)
Race State	Finished



Morphettville SA - Professional

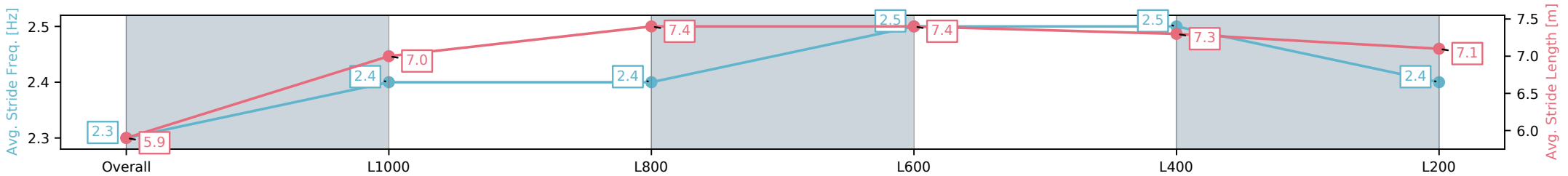
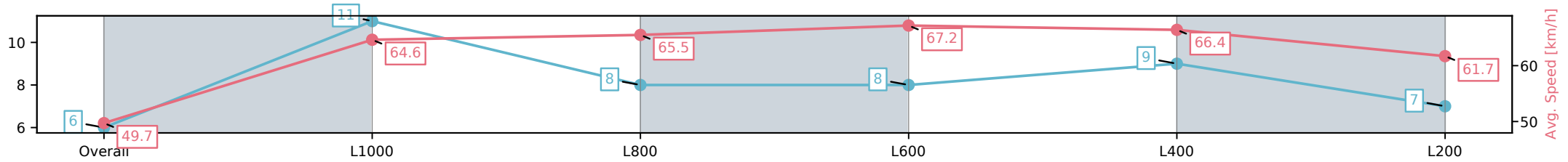
Race 7: Sportsbet Matrice Stakes - 1200m

29 March 2025 - 3:58PM

Track Rating: Good 4, Weather: Fine, Rail Position: +6m Entire; Sectional 608m



Section	Overall	L1000	L800	L600	L400	L200
Section Times	1:10.07[6] (0:14.53)	0:55.54[11] (0:11.11)	0:44.43[8] (0:11.06)	0:33.37[8] (0:10.84)	0:22.53[9] (0:10.87)	0:11.66[7] (0:11.66)
Average Speed [km/h]	49.7	64.6	65.5	67.2	66.4	61.7
Top Speed [km/h]	62.5	65.6	66.2	67.6	67.4	64.5
Avg. Dist. to Rail [m]	6.9	2.5	1.6	2.2	2.5	3.6
Avg. Stride Freq. [Hz]	2.3	2.4	2.4	2.5	2.5	2.4
Avg. Stride Length [m]	5.9	7.0	7.4	7.4	7.3	7.1



[] Ranking at each section and finish
 -:-:- No data available at this section
 NA No data available

Horse/Jockey Name	GHALIB/Will Price
Finish Rank	7
Fastest Section Time (Section)	0:10.78 (L600)
Top Speed [km/h] (Section)	68.8 (L800)
Race State	Finished



Morphettville SA - Professional

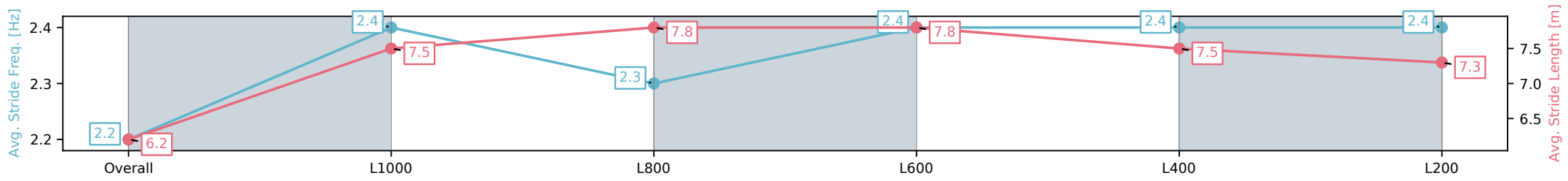
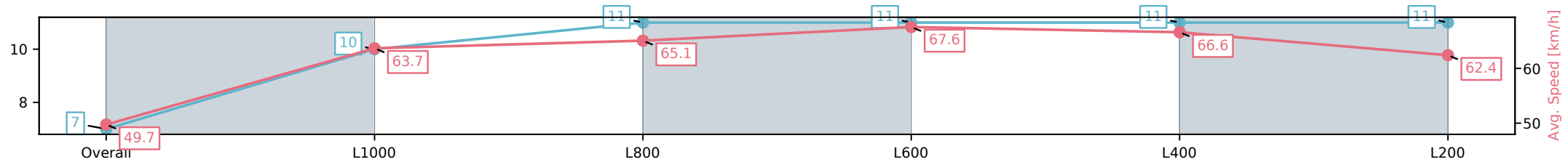
Race 7: Sportsbet Matrice Stakes - 1200m

29 March 2025 - 3:58PM

Track Rating: Good 4, Weather: Fine, Rail Position: +6m Entire; Sectional 608m



Section	Overall	L1000	L800	L600	L400	L200
Section Times	1:10.11[7] (0:14.48)	0:55.63[10] (0:11.32)	0:44.31[11] (0:11.13)	0:33.18[11] (0:10.78)	0:22.40[11] (0:10.87)	0:11.53[11] (0:11.53)
Average Speed [km/h]	49.7	63.7	65.1	67.6	66.6	62.4
Top Speed [km/h]	62.5	65.6	67.6	68.8	67.7	65.7
Avg. Dist. to Rail [m]	8.9	3.0	1.6	2.1	5.4	7.7
Avg. Stride Freq. [Hz]	2.2	2.4	2.3	2.4	2.4	2.4
Avg. Stride Length [m]	6.2	7.5	7.8	7.8	7.5	7.3



[] Ranking at each section and finish
 -:-:- No data available at this section
 NA No data available

Horse/Jockey Name	BOOGNISH/Kayla Crowther
Finish Rank	8
Fastest Section Time (Section)	0:10.76 (L600)
Top Speed [km/h] (Section)	67.8 (L800)
Race State	Finished



Morphettville SA - Professional

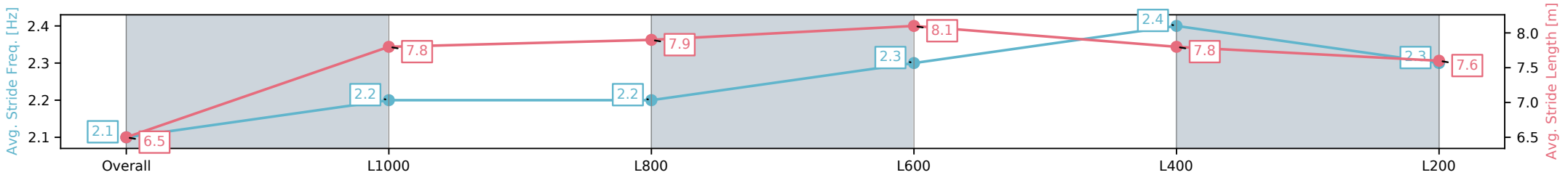
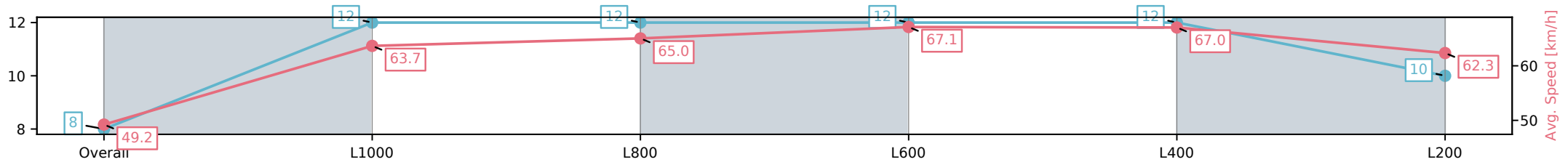
Race 7: Sportsbet Matrice Stakes - 1200m

29 March 2025 - 3:58PM

Track Rating: Good 4, Weather: Fine, Rail Position: +6m Entire; Sectional 608m



Section	Overall	L1000	L800	L600	L400	L200
Section Times	1:10.12[8] (0:14.65)	0:55.47[12] (0:11.28)	0:44.18[12] (0:11.10)	0:33.08[12] (0:10.76)	0:22.32[12] (0:10.78)	0:11.54[10] (0:11.54)
Average Speed [km/h]	49.2	63.7	65.0	67.1	67.0	62.3
Top Speed [km/h]	61.3	65.2	66.3	67.8	67.8	66.0
Avg. Dist. to Rail [m]	9.8	2.2	0.4	0.9	2.9	4.7
Avg. Stride Freq. [Hz]	2.1	2.2	2.2	2.3	2.4	2.3
Avg. Stride Length [m]	6.5	7.8	7.9	8.1	7.8	7.6



[] Ranking at each section and finish
 -:-:- No data available at this section
 NA No data available

Horse/Jockey Name	MY KHALIFA/Jacob Opperman
Finish Rank	9
Fastest Section Time (Section)	0:10.75 (L600)
Top Speed [km/h] (Section)	69.4 (L800)
Race State	Finished



Morphettville SA - Professional

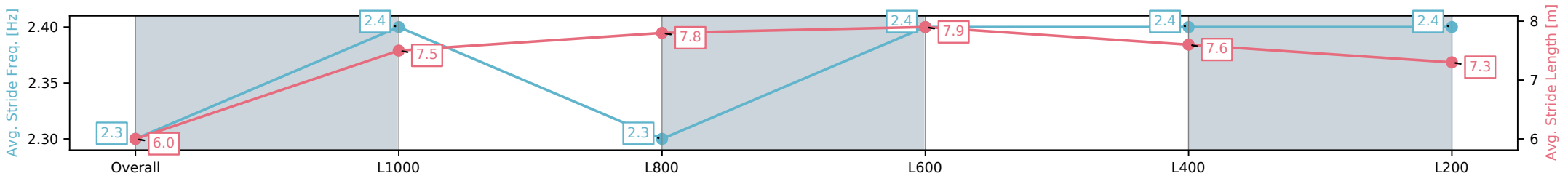
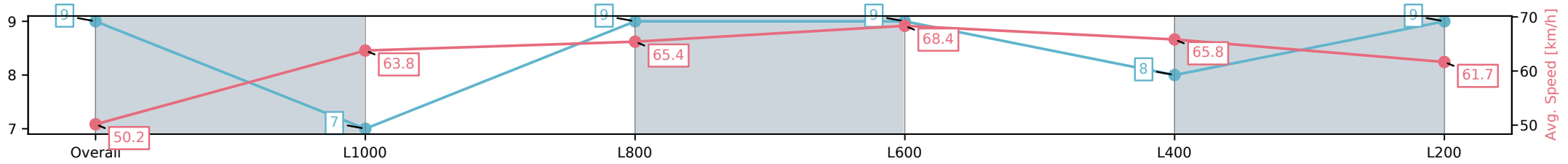
Race 7: Sportsbet Matrice Stakes - 1200m

29 March 2025 - 3:58PM

Track Rating: Good 4, Weather: Fine, Rail Position: +6m Entire; Sectional 608m



Section	Overall	L1000	L800	L600	L400	L200
Section Times	1:10.25[9] (0:14.36)	0:55.89[7] (0:11.30)	0:44.59[9] (0:11.13)	0:33.46[9] (0:10.75)	0:22.71[8] (0:11.03)	0:11.68[9] (0:11.68)
Average Speed [km/h]	50.2	63.8	65.4	68.4	65.8	61.7
Top Speed [km/h]	62.9	65.3	67.4	69.4	67.8	64.7
Avg. Dist. to Rail [m]	7.9	4.4	3.2	3.8	8.2	11.5
Avg. Stride Freq. [Hz]	2.3	2.4	2.3	2.4	2.4	2.4
Avg. Stride Length [m]	6.0	7.5	7.8	7.9	7.6	7.3



- [] Ranking at each section and finish
- :-:- No data available at this section
- NA No data available

Horse/Jockey Name	CHICAGO STORM/Celine Gaudray
Finish Rank	10
Fastest Section Time (Section)	0:10.74 (L600)
Top Speed [km/h] (Section)	68.5 (L800)
Race State	Finished



Morphettville SA - Professional

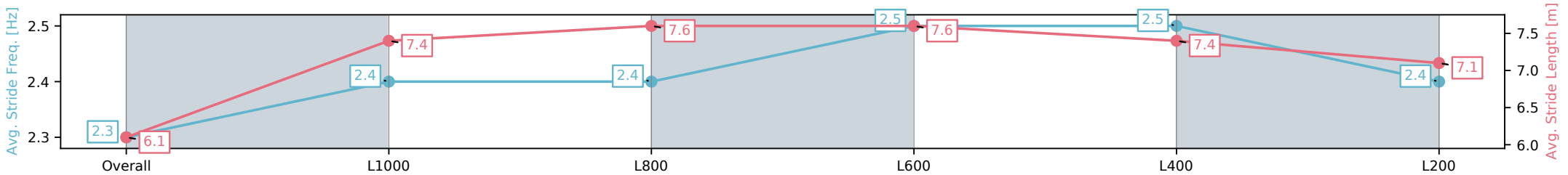
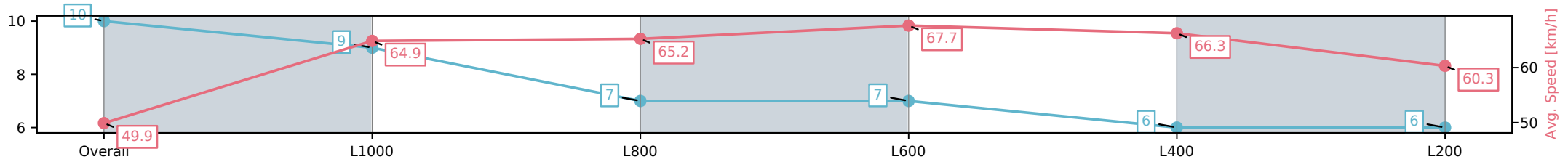
Race 7: Sportsbet Matrice Stakes - 1200m

29 March 2025 - 3:58PM

Track Rating: Good 4, Weather: Fine, Rail Position: +6m Entire; Sectional 608m



Section	Overall	L1000	L800	L600	L400	L200
Section Times	1:10.26[10] (0:14.45)	0:55.81[9] (0:11.10)	0:44.71[7] (0:11.09)	0:33.62[7] (0:10.74)	0:22.88[6] (0:10.94)	0:11.94[6] (0:11.94)
Average Speed [km/h]	49.9	64.9	65.2	67.7	66.3	60.3
Top Speed [km/h]	64.3	66.4	67.6	68.5	67.7	64.2
Avg. Dist. to Rail [m]	4.8	2.1	1.2	1.9	6.7	9.6
Avg. Stride Freq. [Hz]	2.3	2.4	2.4	2.5	2.5	2.4
Avg. Stride Length [m]	6.1	7.4	7.6	7.6	7.4	7.1



- [] Ranking at each section and finish
- :-:- No data available at this section
- NA No data available

Horse/Jockey Name	TIFFANY VALENTINE/Lachlan Neindorf
Finish Rank	11
Fastest Section Time (Section)	0:10.78 (L600)
Top Speed [km/h] (Section)	68.1 (L800)
Race State	Finished



Morphettville SA - Professional

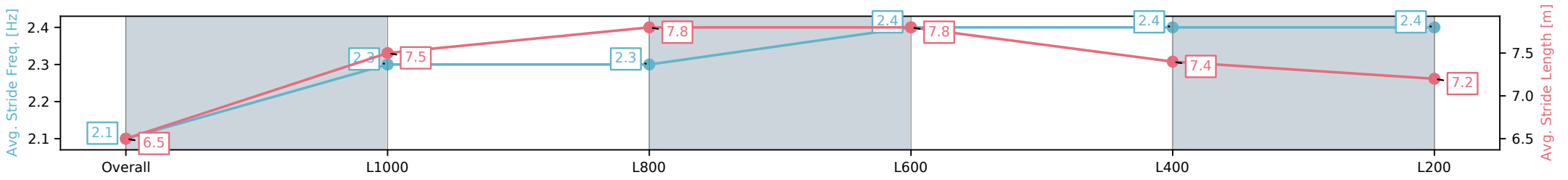
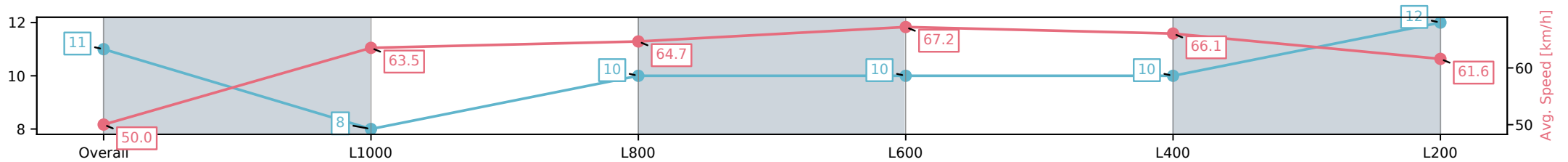
Race 7: Sportsbet Matrice Stakes - 1200m

29 March 2025 - 3:58PM

Track Rating: Good 4, Weather: Fine, Rail Position: +6m Entire; Sectional 608m



Section	Overall	L1000	L800	L600	L400	L200
Section Times	1:10.31[11] (0:14.39)	0:55.92[8] (0:11.33)	0:44.59[10] (0:11.18)	0:33.41[10] (0:10.78)	0:22.63[10] (0:10.94)	0:11.69[12] (0:11.69)
Average Speed [km/h]	50.0	63.5	64.7	67.2	66.1	61.6
Top Speed [km/h]	63.9	64.9	66.1	68.1	67.6	65.4
Avg. Dist. to Rail [m]	4.2	2.4	1.2	1.1	3.2	5.0
Avg. Stride Freq. [Hz]	2.1	2.3	2.3	2.4	2.4	2.4
Avg. Stride Length [m]	6.5	7.5	7.8	7.8	7.4	7.2



[] Ranking at each section and finish
 -:-:- No data available at this section
 NA No data available

Horse/Jockey Name	MAKIN/Manoel Nunes
Finish Rank	12
Fastest Section Time (Section)	0:10.87 (L600)
Top Speed [km/h] (Section)	68.0 (L800)
Race State	Finished



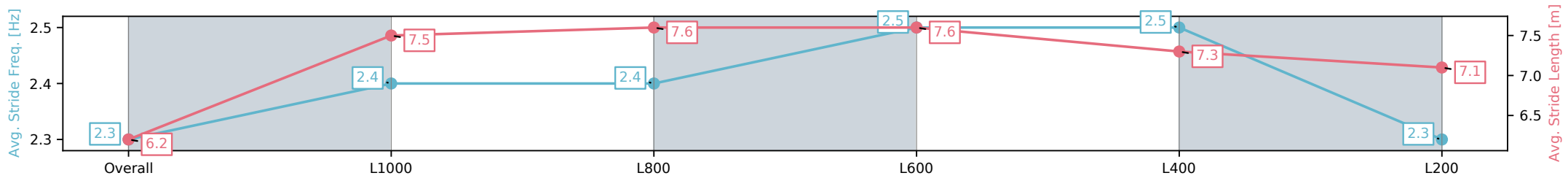
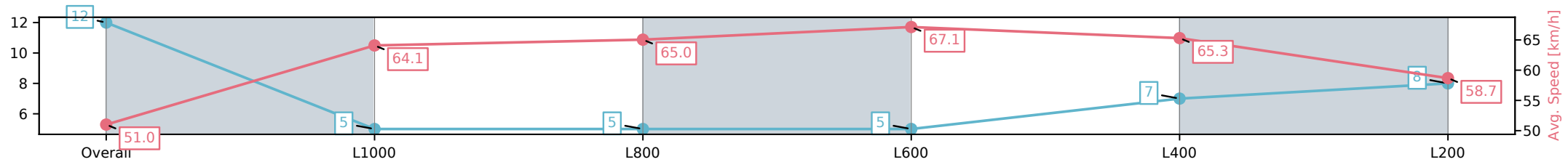
Morphettville SA - Professional
Race 7: Sportsbet Matrice Stakes - 1200m

29 March 2025 - 3:58PM



Track Rating: Good 4, Weather: Fine, Rail Position: +6m Entire; Sectional 608m

Section	Overall	L1000	L800	L600	L400	L200
Section Times	1:10.76[12] (0:14.12)	0:56.64[5] (0:11.24)	0:45.40[5] (0:11.15)	0:34.25[5] (0:10.87)	0:23.38[7] (0:11.10)	0:12.28[8] (0:12.28)
Average Speed [km/h]	51.0	64.1	65.0	67.1	65.3	58.7
Top Speed [km/h]	64.1	64.7	67.5	68.0	67.3	63.1
Avg. Dist. to Rail [m]	6.0	3.0	1.8	2.9	5.7	8.1
Avg. Stride Freq. [Hz]	2.3	2.4	2.4	2.5	2.5	2.3
Avg. Stride Length [m]	6.2	7.5	7.6	7.6	7.3	7.1



[] Ranking at each section and finish
 -:-:- No data available at this section
 NA No data available

Horse/Jockey Name	PUDDING/Teagan Voorham
Finish Rank	13
Fastest Section Time (Section)	0:10.73 (L600)
Top Speed [km/h] (Section)	67.7 (L800)
Race State	Finished



Morphettville SA - Professional

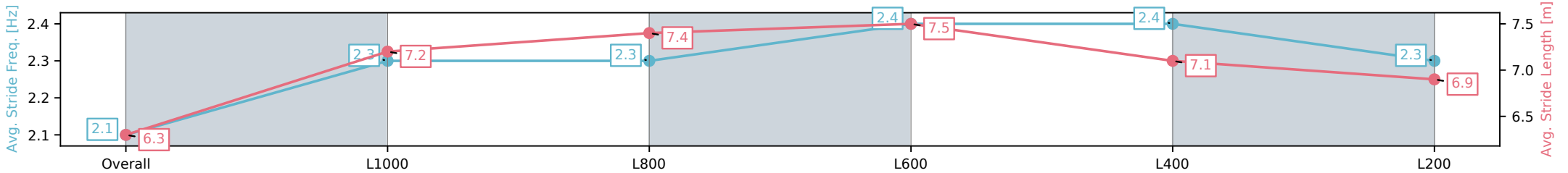
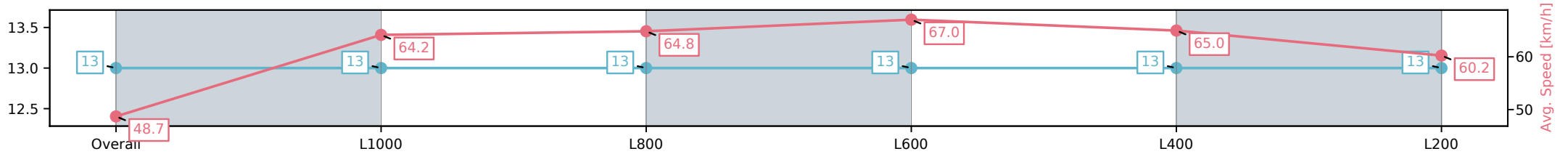
Race 7: Sportsbet Matrice Stakes - 1200m

29 March 2025 - 3:58PM

Track Rating: Good 4, Weather: Fine, Rail Position: +6m Entire; Sectional 608m



Section	Overall	L1000	L800	L600	L400	L200
Section Times	1:10.86[13] (0:14.78)	0:56.08[13] (0:11.23)	0:44.85[13] (0:11.11)	0:33.74[13] (0:10.73)	0:23.01[13] (0:11.07)	0:11.94[13] (0:11.94)
Average Speed [km/h]	48.7	64.2	64.8	67.0	65.0	60.2
Top Speed [km/h]	62.9	65.2	66.5	67.7	67.3	63.4
Avg. Dist. to Rail [m]	8.3	1.2	0.5	0.5	0.8	3.0
Avg. Stride Freq. [Hz]	2.1	2.3	2.3	2.4	2.4	2.3
Avg. Stride Length [m]	6.3	7.2	7.4	7.5	7.1	6.9



[] Ranking at each section and finish
 -:-:- No data available at this section
 NA No data available