



RACINGSA

# Morphettville SA

## Race 6: Sportsbet Jockey Watch Handicap - 1522m

29 March 2025 - 3:22PM

Track Rating: Good 4, Weather: Fine, Rail Position: +6m Entire; Sectional 608m



Morphettville

Section Field Times							Overall	L1400	L1200	L1000	L800	L600	
							1:31.37 (0:09.38)	1:21.99 (0:11.53)	1:10.47 (0:11.81)	0:58.65 (0:12.14)	0:46.51 (0:11.84)	0:34.67 (0:11.28)	
Position	#	Horse/Jockey	Barrier	Top Speed [km/h]	Fastest Section	First 400m							Distance Travelled From Winner [m]
1	13	<b>SPARKUP</b> Ben Price	1	65.4 400-200	0:11.28 600-400	0:25.48	1:31.37 (0:09.52)	1:21.85 [3] (0:11.38)	1:10.47 [1] (0:11.81)	0:58.66 [1] (0:12.15)	0:46.51 [1] (0:11.84)	0:34.67 [1] (0:11.28)	
2	11	<b>SPIRIT OF CAMELOT</b> Todd Pannell	8	65.7 600-400	0:11.20 400-200	0:26.00	1:31.48 (0:09.51)	1:21.97 [2] (0:11.90)	1:10.07 [4] (0:11.96)	0:58.11 [5] (0:12.16)	0:45.95 [5] (0:11.82)	0:34.13 [5] (0:11.23)	+5
3	14	<b>ANNIHILATE</b> Lachlan Neindorf	5	66.4 600-400	0:11.24 600-400	0:25.56	1:31.50 (0:09.37)	1:22.13 [1] (0:11.62)	1:10.51 [2] (0:11.92)	0:58.59 [2] (0:12.12)	0:46.47 [2] (0:11.80)	0:34.67 [2] (0:11.24)	+5
4	7	<b>LONGER ROUTE</b> Jake Toeroek	2	65.9 600-400	0:11.21 600-400	0:25.81	1:31.55 (0:09.61)	1:21.94 [4] (0:11.61)	1:10.33 [3] (0:11.89)	0:58.44 [4] (0:12.16)	0:46.28 [4] (0:11.82)	0:34.46 [4] (0:11.21)	+5
5	1	<b>BRAVE STAR</b> Taylor Johnstone	9	65.2 400-200	0:11.31 400-200	0:25.90	1:31.60 (0:09.73)	1:21.87 [5] (0:11.70)	1:10.17 [5] (0:11.66)	0:58.51 [3] (0:12.06)	0:46.45 [3] (0:11.83)	0:34.62 [3] (0:11.33)	+4
6	3	<b>ROYAL FOX</b> Jessica Tzaferis	6	66.0 600-400	0:11.27 600-400	0:26.34	1:32.07 (0:09.83)	1:22.24 [7] (0:11.86)	1:10.38 [7] (0:11.95)	0:58.43 [7] (0:12.07)	0:46.36 [7] (0:11.78)	0:34.58 [6] (0:11.27)	+8
7	15	<b>NAVY GOLD</b> Manoel Nunes	4	65.8 400-200	0:11.22 400-200	0:26.54	1:32.14 (0:10.08)	1:22.06 [9] (0:11.83)	1:10.23 [8] (0:11.95)	0:58.28 [8] (0:12.04)	0:46.24 [8] (0:11.81)	0:34.43 [8] (0:11.24)	+5
8	9	<b>HOLMES</b> Celine Gaudray	11	65.5 600-400	0:11.16 400-200	0:27.19	1:32.39 (0:10.26)	1:22.13 [11] (0:12.36)	1:09.77 [11] (0:11.79)	0:57.98 [11] (0:11.90)	0:46.08 [11] (0:11.81)	0:34.27 [11] (0:11.30)	+8
9	2	<b>MANZALA</b> Alan Lai	3	64.6 400-200	0:11.42 600-400	0:26.25	1:32.41 (0:09.81)	1:22.60 [6] (0:11.81)	1:10.79 [6] (0:11.93)	0:58.86 [6] (0:12.01)	0:46.85 [6] (0:11.94)	0:34.91 [7] (0:11.42)	+3
10	10	<b>POOL PONY</b> Will Price	10	65.2 600-400	0:11.30 600-400	0:26.66	1:32.89 (0:09.97)	1:22.92 [8] (0:12.06)	1:10.86 [9] (0:12.07)	0:58.79 [9] (0:11.99)	0:46.80 [9] (0:11.87)	0:34.93 [9] (0:11.30)	+9

Scratched: Bangerang Redback (#4), Eureka's Victory (#6), Red Dates (#12), Kushan Khanivale (#16)

Report Created: Sat 29 March 2025 16:15:29 GMT+11 (Note: Timing is based on positional data)

- [ ] Position in running at each section and finish
- #: Saddle cloth number
- :--:-- No data available at this section
- DNF Did not finish
- NA No data available
- DNT Did not track
- █ Background shading for fastest section



RACINGSA

# Morphettville SA

## Race 6: Sportsbet Jockey Watch Handicap - 1522m

29 March 2025 - 3:22PM

Track Rating: Good 4, Weather: Fine, Rail Position: +6m Entire; Sectional 608m



Morphettville

Section Field Times							Overall	L1400	L1200	L1000	L800	L600		
							1:31.37 (0:09.38)	1:21.99 (0:11.53)	1:10.47 (0:11.81)	0:58.65 (0:12.14)	0:46.51 (0:11.84)	0:34.67 (0:11.28)		
Position	#	Horse/Jockey	Barrier	Top Speed [km/h]	Fastest Section	First 400m								Distance Travelled From Winner [m]
11	5	<b>SMILING ASSASSIN</b>	7	64.6	0:11.30	0:26.87	1:33.24	1:23.15 [10]	1:11.00 [10]	0:58.97 [10]	0:47.02 [10]	0:35.20 [10]		+4
		Margaret Collett		600-400	600-400		(0:10.09)	(0:12.15)	(0:12.03)	(0:11.95)	(0:11.82)	(0:11.30)		
12	8	<b>BOLT BY</b>	12	65.9	0:11.11	0:27.45	1:33.75	1:23.31 [12]	1:10.92 [12]	0:59.07 [12]	0:47.08 [12]	0:35.26 [12]		+2
		Zoe Lloyd		600-400	600-400		(0:10.44)	(0:12.39)	(0:11.85)	(0:11.99)	(0:11.82)	(0:11.11)		

Scratched: Bangerang Redback (#4), Eureka's Victory (#6), Red Dates (#12), Kushan Khanivale (#16)

- [ ] Position in running at each section and finish
- #: Saddle cloth number
- : No data available at this section
- DNF: Did not finish
- NA: No data available
- DNT: Did not track
- █ Background shading for fastest section



RACINGSA

# Morphettville SA

## Race 6: Sportsbet Jockey Watch Handicap - 1522m

29 March 2025 - 3:22PM

Track Rating: Good 4, Weather: Fine, Rail Position: +6m Entire; Sectional 608m



Morphettville

### Section Field Times

L400 0:23.38 (0:11.34)  
L200 0:12.04 (0:12.04)

Position	#	Horse/Jockey	Barrier	Top Speed [km/h]	Fastest Section	First 400m	L400	L200	Margin	Distance Travelled From Winner [m]
1	13	<b>SPARKUP</b> Ben Price	1	65.4 400-200	0:11.28 600-400	0:25.48	0:23.38 [1] (0:11.34)	0:12.04 [1] (0:12.04)	1:31.37	
2	11	<b>SPIRIT OF CAMELOT</b> Todd Pannell	8	65.7 600-400	0:11.20 400-200	0:26.00	0:22.90 [5] (0:11.20)	0:11.70 [5] (0:11.70)	0.62L	+5
3	14	<b>ANNIHILATE</b> Lachlan Neindorf	5	66.4 600-400	0:11.24 600-400	0:25.56	0:23.43 [2] (0:11.32)	0:12.11 [2] (0:12.11)	0.78L	+5
4	7	<b>LONGER ROUTE</b> Jake Toeroek	2	65.9 600-400	0:11.21 600-400	0:25.81	0:23.25 [3] (0:11.31)	0:11.94 [3] (0:11.94)	1.08L	+5
5	1	<b>BRAVE STAR</b> Taylor Johnstone	9	65.2 400-200	0:11.31 400-200	0:25.90	0:23.29 [4] (0:11.31)	0:11.98 [4] (0:11.98)	1.33L	+4
6	3	<b>ROYAL FOX</b> Jessica Tzaferis	6	66.0 600-400	0:11.27 600-400	0:26.34	0:23.31 [6] (0:11.35)	0:11.96 [6] (0:11.96)	4.12L	+8
7	15	<b>NAVY GOLD</b> Manoel Nunes	4	65.8 400-200	0:11.22 400-200	0:26.54	0:23.19 [8] (0:11.22)	0:11.97 [7] (0:11.97)	4.53L	+5
8	9	<b>HOLMES</b> Celine Gaudray	11	65.5 600-400	0:11.16 400-200	0:27.19	0:22.97 [11] (0:11.16)	0:11.81 [9] (0:11.81)	6.02L	+8
9	2	<b>MANZALA</b> Alan Lai	3	64.6 400-200	0:11.42 600-400	0:26.25	0:23.49 [7] (0:11.46)	0:12.03 [8] (0:12.03)	6.11L	+3
10	10	<b>POOL PONY</b> Will Price	10	65.2 600-400	0:11.30 600-400	0:26.66	0:23.63 [9] (0:11.43)	0:12.20 [10] (0:12.20)	8.92L	+9

Scratched: Bangerang Redback (#4), Eureka's Victory (#6), Red Dates (#12), Kushan Khanivale (#16)

Report Created: Sat 29 March 2025 16:15:29 GMT+11 (Note: Timing is based on positional data)

- [ ] Position in running at each section and finish
- #: Saddle cloth number
- :--:-- No data available at this section
- DNF Did not finish
- NA No data available
- DNT Did not track
- █ Background shading for fastest section



RACINGSA

# Morphettville SA

## Race 6: Sportsbet Jockey Watch Handicap - 1522m

29 March 2025 - 3:22PM

Track Rating: Good 4, Weather: Fine, Rail Position: +6m Entire; Sectional 608m



Morphettville

### Section

### Field Times

L400

0:23.38

(0:11.34)

L200

0:12.04

(0:12.04)

Position	#	Horse/Jockey	Barrier	Top Speed [km/h]	Fastest Section	First 400m	L400	L200	Margin	Distance Travelled From Winner [m]
11	5	<b>SMILING ASSASSIN</b>	7	64.6	0:11.30	0:26.87	0:23.90 [10]	0:12.31 [11]	11.02L	+4
		Margaret Collett		600-400	600-400		(0:11.59)	(0:12.31)		
12	8	<b>BOLT BY</b>	12	65.9	0:11.11	0:27.45	0:24.15 [12]	0:12.68 [12]	13.97L	+2
		Zoe Lloyd		600-400	600-400		(0:11.47)	(0:12.68)		

Scratched: Bangerang Redback (#4), Eureka's Victory (#6), Red Dates (#12), Kushan Khanivale (#16)

- [ ] Position in running at each section and finish
- #: Saddle cloth number
- :--- No data available at this section
- DNF Did not finish
- NA No data available
- DNT Did not track
- █ Background shading for fastest section

Horse/Jockey Name	SPARKUP/Ben Price
Finish Rank	1
Fastest Section Time (Section)	0:11.28 (L600)
Top Speed [km/h] (Section)	65.4 (L400)
Race State	Finished



Morphettville SA - Professional

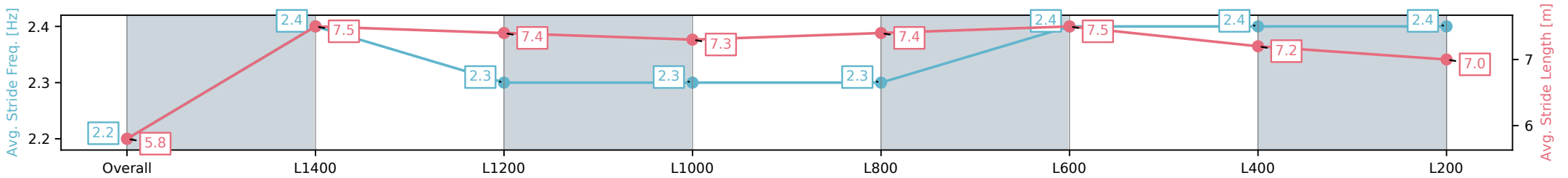
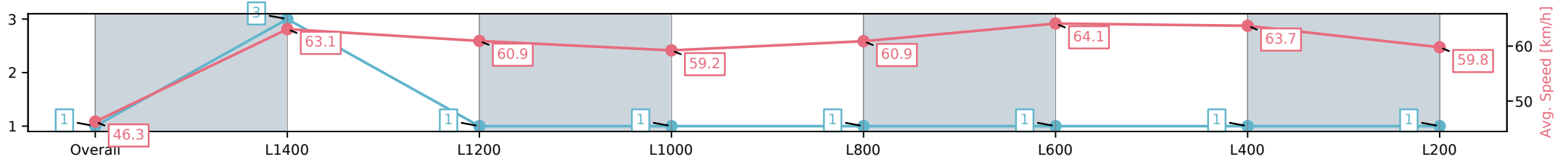
Race 6: Sportsbet Jockey Watch Handicap - 1522m

29 March 2025 - 3:22PM

Track Rating: Good 4, Weather: Fine, Rail Position: +6m Entire; Sectional 608m



Section	Overall	L1400	L1200	L1000	L800	L600	L400	L200
Section Times	1:31.37[1] (0:09.52)	1:21.85[3] (0:11.38)	1:10.47[1] (0:11.81)	0:58.66[1] (0:12.15)	0:46.51[1] (0:11.84)	0:34.67[1] (0:11.28)	0:23.38[1] (0:11.34)	0:12.04[1] (0:12.04)
Average Speed [km/h]	46.3	63.1	60.9	59.2	60.9	64.1	63.7	59.8
Top Speed [km/h]	61.9	64.4	62.2	59.8	62.6	65.2	65.4	62.4
Avg. Dist. to Rail [m]	1.5	0.4	0.5	0.4	0.4	0.9	2.1	1.2
Avg. Stride Freq. [Hz]	2.2	2.4	2.3	2.3	2.3	2.4	2.4	2.4
Avg. Stride Length [m]	5.8	7.5	7.4	7.3	7.4	7.5	7.2	7.0



[ ] Ranking at each section and finish  
 -:-:- No data available at this section  
 NA No data available

Horse/Jockey Name	SPIRIT OF CAMELOT/Todd Pannell
Finish Rank	2
Fastest Section Time (Section)	0:11.20 (L400)
Top Speed [km/h] (Section)	65.7 (L600)
Race State	Finished



Morphettville SA - Professional

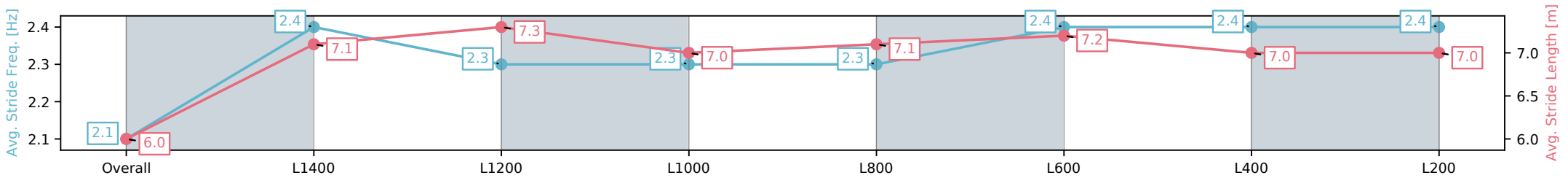
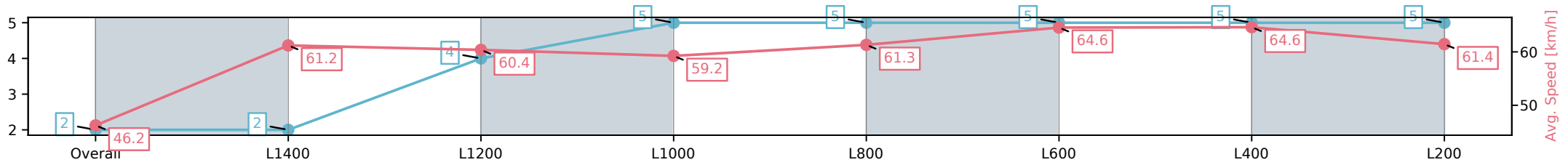
Race 6: Sportsbet Jockey Watch Handicap - 1522m

29 March 2025 - 3:22PM

Track Rating: Good 4, Weather: Fine, Rail Position: +6m Entire; Sectional 608m



Section	Overall	L1400	L1200	L1000	L800	L600	L400	L200
Section Times	1:31.48[2] (0:09.51)	1:21.97[2] (0:11.90)	1:10.07[4] (0:11.96)	0:58.11[5] (0:12.16)	0:45.95[5] (0:11.82)	0:34.13[5] (0:11.23)	0:22.90[5] (0:11.20)	0:11.70[5] (0:11.70)
Average Speed [km/h]	46.2	61.2	60.4	59.2	61.3	64.6	64.6	61.4
Top Speed [km/h]	61.2	63.6	61.4	60.4	63.5	65.7	65.1	64.1
Avg. Dist. to Rail [m]	7.2	3.0	0.9	2.3	1.8	1.5	4.0	5.1
Avg. Stride Freq. [Hz]	2.1	2.4	2.3	2.3	2.3	2.4	2.4	2.4
Avg. Stride Length [m]	6.0	7.1	7.3	7.0	7.1	7.2	7.0	7.0



[ ] Ranking at each section and finish  
 -:-:- No data available at this section  
 NA No data available

Horse/Jockey Name	ANNIHILATE/Lachlan Neindorf
Finish Rank	3
Fastest Section Time (Section)	0:11.24 (L600)
Top Speed [km/h] (Section)	66.4 (L600)
Race State	Finished



Morphettville SA - Professional

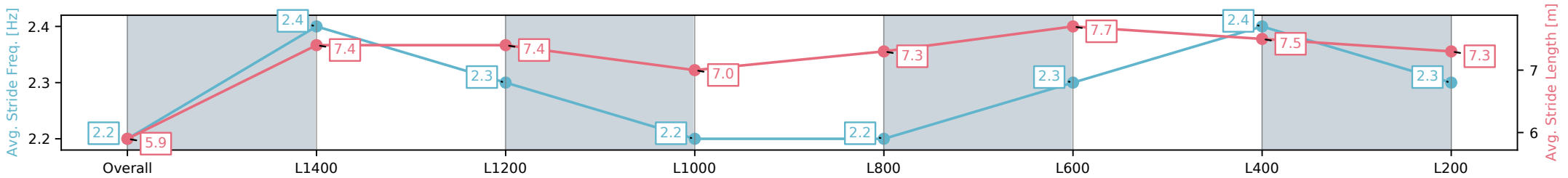
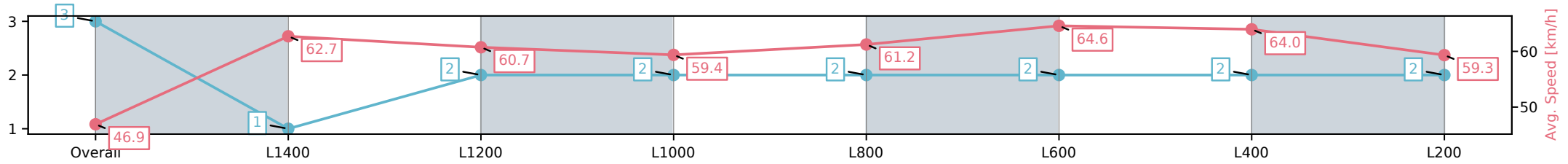
Race 6: Sportsbet Jockey Watch Handicap - 1522m

29 March 2025 - 3:22PM

Track Rating: Good 4, Weather: Fine, Rail Position: +6m Entire; Sectional 608m



Section	Overall	L1400	L1200	L1000	L800	L600	L400	L200
Section Times	1:31.50[3] (0:09.37)	1:22.13[1] (0:11.62)	1:10.51[2] (0:11.92)	0:58.59[2] (0:12.12)	0:46.47[2] (0:11.80)	0:34.67[2] (0:11.24)	0:23.43[2] (0:11.32)	0:12.11[2] (0:12.11)
Average Speed [km/h]	46.9	62.7	60.7	59.4	61.2	64.6	64.0	59.3
Top Speed [km/h]	62.4	64.4	62.0	59.8	63.7	66.4	65.5	61.8
Avg. Dist. to Rail [m]	6.1	3.1	1.5	0.8	0.8	1.5	3.4	2.9
Avg. Stride Freq. [Hz]	2.2	2.4	2.3	2.2	2.2	2.3	2.4	2.3
Avg. Stride Length [m]	5.9	7.4	7.4	7.0	7.3	7.7	7.5	7.3



[ ] Ranking at each section and finish  
 -:-:- No data available at this section  
 NA No data available

Horse/Jockey Name	LONGER ROUTE/Jake Toeroek
Finish Rank	4
Fastest Section Time (Section)	0:11.21 (L600)
Top Speed [km/h] (Section)	65.9 (L600)
Race State	Finished



Morphettville SA - Professional

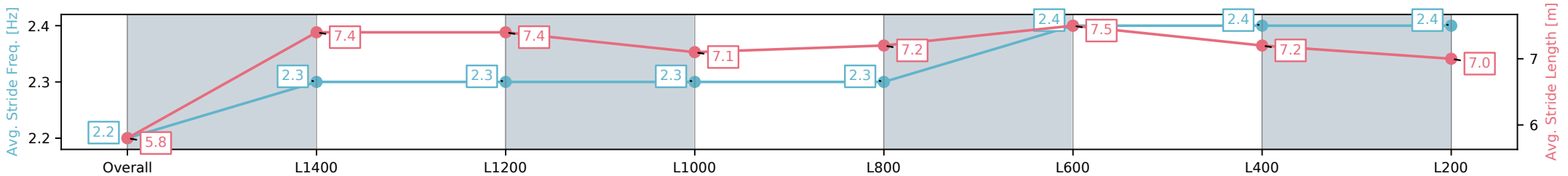
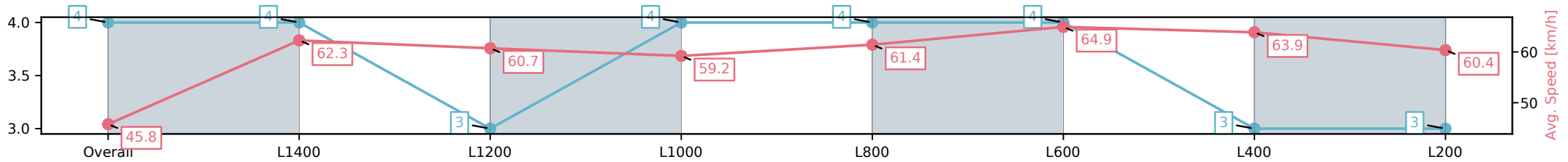
Race 6: Sportsbet Jockey Watch Handicap - 1522m

29 March 2025 - 3:22PM

Track Rating: Good 4, Weather: Fine, Rail Position: +6m Entire; Sectional 608m



Section	Overall	L1400	L1200	L1000	L800	L600	L400	L200
Section Times	1:31.55[4] (0:09.61)	1:21.94[4] (0:11.61)	1:10.33[3] (0:11.89)	0:58.44[4] (0:12.16)	0:46.28[4] (0:11.82)	0:34.46[4] (0:11.21)	0:23.25[3] (0:11.31)	0:11.94[3] (0:11.94)
Average Speed [km/h]	45.8	62.3	60.7	59.2	61.4	64.9	63.9	60.4
Top Speed [km/h]	61.3	64.1	61.3	60.3	64.0	65.9	64.7	62.7
Avg. Dist. to Rail [m]	3.0	1.4	0.5	1.5	2.0	2.3	3.3	3.9
Avg. Stride Freq. [Hz]	2.2	2.3	2.3	2.3	2.3	2.4	2.4	2.4
Avg. Stride Length [m]	5.8	7.4	7.4	7.1	7.2	7.5	7.2	7.0



[ ] Ranking at each section and finish  
 -:-:- No data available at this section  
 NA No data available



Horse/Jockey Name	BRAVE STAR/Taylor Johnstone
Finish Rank	5
Fastest Section Time (Section)	0:11.31 (L400)
Top Speed [km/h] (Section)	65.2 (L400)
Race State	Finished



Morphettville SA - Professional

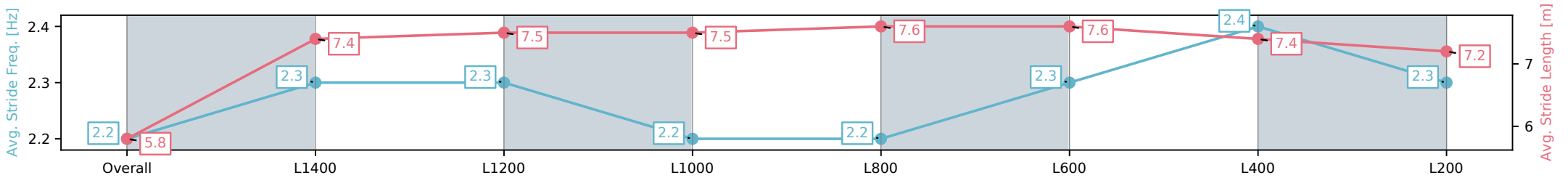
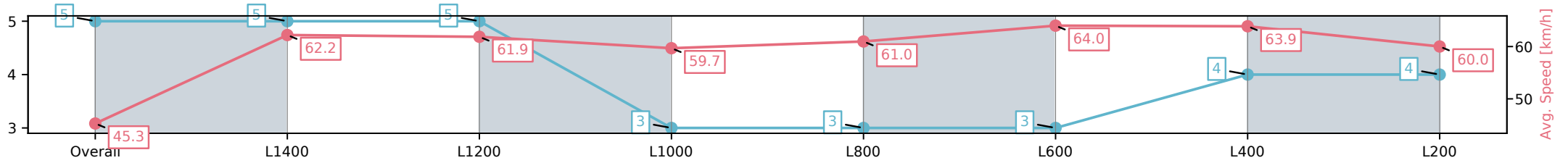
Race 6: Sportsbet Jockey Watch Handicap - 1522m

29 March 2025 - 3:22PM

Track Rating: Good 4, Weather: Fine, Rail Position: +6m Entire; Sectional 608m



Section	Overall	L1400	L1200	L1000	L800	L600	L400	L200
Section Times	1:31.60[5] (0:09.73)	1:21.87[5] (0:11.70)	1:10.17[5] (0:11.66)	0:58.51[3] (0:12.06)	0:46.45[3] (0:11.83)	0:34.62[3] (0:11.33)	0:23.29[4] (0:11.31)	0:11.98[4] (0:11.98)
Average Speed [km/h]	45.3	62.2	61.9	59.7	61.0	64.0	63.9	60.0
Top Speed [km/h]	59.1	64.1	63.6	61.4	63.2	65.0	65.2	63.0
Avg. Dist. to Rail [m]	8.6	2.9	0.5	0.4	0.5	1.2	2.9	3.8
Avg. Stride Freq. [Hz]	2.2	2.3	2.3	2.2	2.2	2.3	2.4	2.3
Avg. Stride Length [m]	5.8	7.4	7.5	7.5	7.6	7.6	7.4	7.2



- [ ] Ranking at each section and finish
- :-:- No data available at this section
- NA No data available

Horse/Jockey Name	ROYAL FOX/Jessica Tzaferis
Finish Rank	6
Fastest Section Time (Section)	0:11.27 (L600)
Top Speed [km/h] (Section)	66.0 (L600)
Race State	Finished



Morphettville SA - Professional

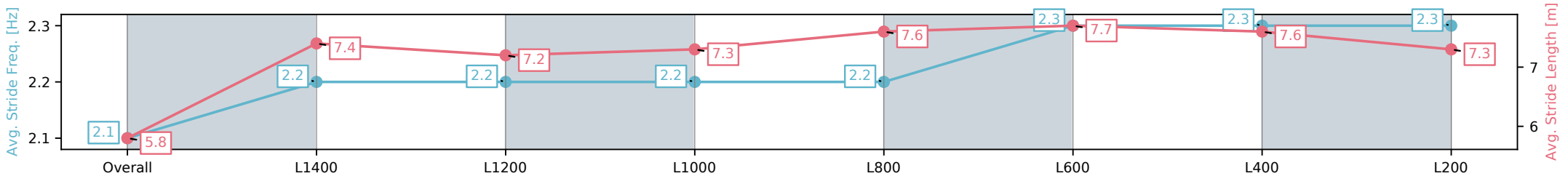
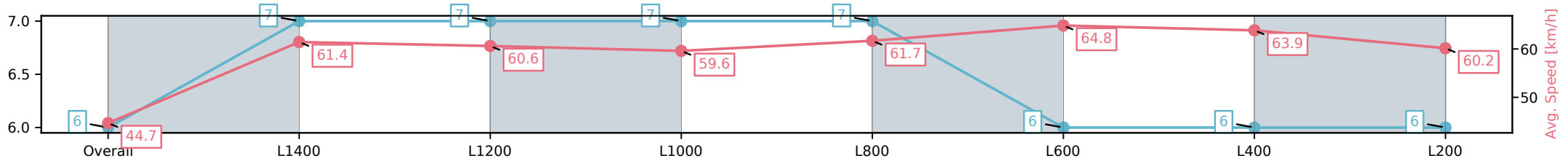
Race 6: Sportsbet Jockey Watch Handicap - 1522m

29 March 2025 - 3:22PM

Track Rating: Good 4, Weather: Fine, Rail Position: +6m Entire; Sectional 608m



Section	Overall	L1400	L1200	L1000	L800	L600	L400	L200
Section Times	1:32.07[6] (0:09.83)	1:22.24[7] (0:11.86)	1:10.38[7] (0:11.95)	0:58.43[7] (0:12.07)	0:46.36[7] (0:11.78)	0:34.58[6] (0:11.27)	0:23.31[6] (0:11.35)	0:11.96[6] (0:11.96)
Average Speed [km/h]	44.7	61.4	60.6	59.6	61.7	64.8	63.9	60.2
Top Speed [km/h]	59.8	62.3	61.4	60.8	63.1	66.0	64.8	62.7
Avg. Dist. to Rail [m]	6.3	2.6	2.2	2.4	2.2	2.9	5.3	5.9
Avg. Stride Freq. [Hz]	2.1	2.2	2.2	2.2	2.2	2.3	2.3	2.3
Avg. Stride Length [m]	5.8	7.4	7.2	7.3	7.6	7.7	7.6	7.3



[ ] Ranking at each section and finish  
 -:-:- No data available at this section  
 NA No data available

Horse/Jockey Name	NAVY GOLD/Manoel Nunes
Finish Rank	7
Fastest Section Time (Section)	0:11.22 (L400)
Top Speed [km/h] (Section)	65.8 (L400)
Race State	Finished



Morphettville SA - Professional

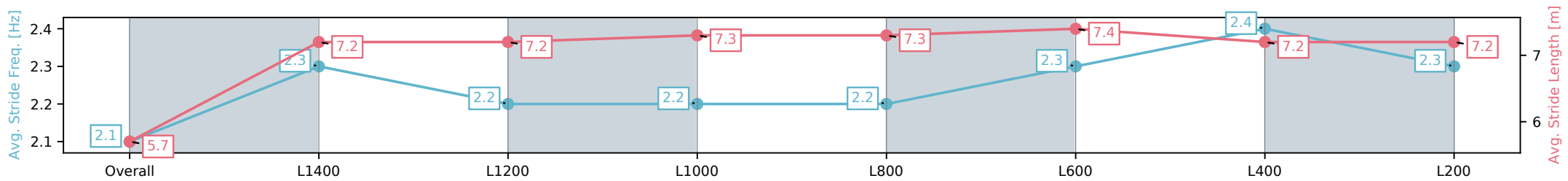
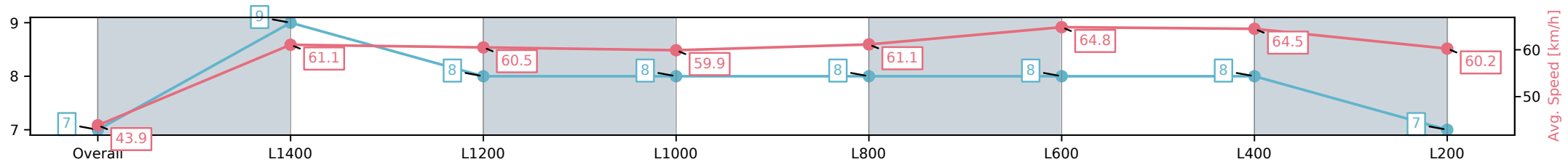
Race 6: Sportsbet Jockey Watch Handicap - 1522m

29 March 2025 - 3:22PM

Track Rating: Good 4, Weather: Fine, Rail Position: +6m Entire; Sectional 608m



Section	Overall	L1400	L1200	L1000	L800	L600	L400	L200
Section Times	1:32.14[7] (0:10.08)	1:22.06[9] (0:11.83)	1:10.23[8] (0:11.95)	0:58.28[8] (0:12.04)	0:46.24[8] (0:11.81)	0:34.43[8] (0:11.24)	0:23.19[8] (0:11.22)	0:11.97[7] (0:11.97)
Average Speed [km/h]	43.9	61.1	60.5	59.9	61.1	64.8	64.5	60.2
Top Speed [km/h]	60.7	62.0	61.4	61.1	63.8	65.8	65.8	62.6
Avg. Dist. to Rail [m]	4.9	1.7	1.2	1.4	1.1	2.2	5.9	7.8
Avg. Stride Freq. [Hz]	2.1	2.3	2.2	2.2	2.2	2.3	2.4	2.3
Avg. Stride Length [m]	5.7	7.2	7.2	7.3	7.3	7.4	7.2	7.2



[ ] Ranking at each section and finish  
 -:-:- No data available at this section  
 NA No data available

Horse/Jockey Name	HOLMES/Celine Gaudray
Finish Rank	8
Fastest Section Time (Section)	0:11.16 (L400)
Top Speed [km/h] (Section)	65.5 (L600)
Race State	Finished



Morphettville SA - Professional

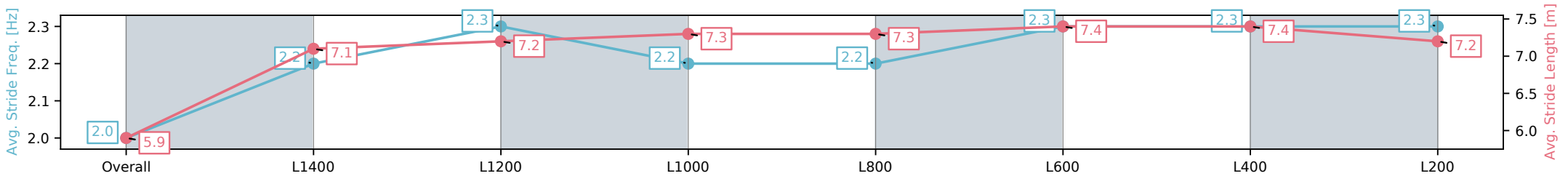
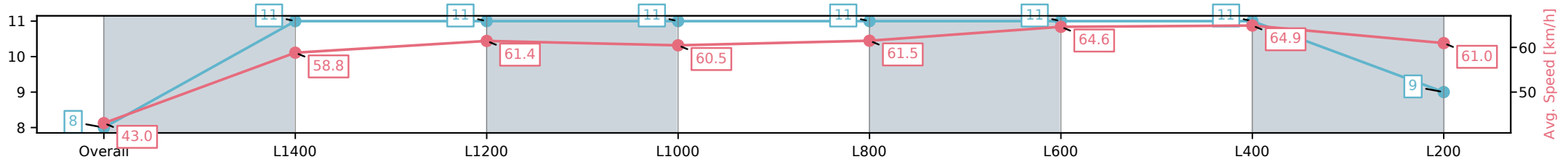
Race 6: Sportsbet Jockey Watch Handicap - 1522m

29 March 2025 - 3:22PM

Track Rating: Good 4, Weather: Fine, Rail Position: +6m Entire; Sectional 608m



Section	Overall	L1400	L1200	L1000	L800	L600	L400	L200
Section Times	1:32.39[8] (0:10.26)	1:22.13[11] (0:12.36)	1:09.77[11] (0:11.79)	0:57.98[11] (0:11.90)	0:46.08[11] (0:11.81)	0:34.27[11] (0:11.30)	0:22.97[11] (0:11.16)	0:11.81[9] (0:11.81)
Average Speed [km/h]	43.0	58.8	61.4	60.5	61.5	64.6	64.9	61.0
Top Speed [km/h]	55.7	61.9	61.9	61.6	64.0	65.5	65.4	63.1
Avg. Dist. to Rail [m]	10.7	2.9	2.1	2.5	2.1	2.8	4.2	6.7
Avg. Stride Freq. [Hz]	2.0	2.2	2.3	2.2	2.2	2.3	2.3	2.3
Avg. Stride Length [m]	5.9	7.1	7.2	7.3	7.3	7.4	7.4	7.2



- [ ] Ranking at each section and finish
- :-:- No data available at this section
- NA No data available

Horse/Jockey Name	MANZALA/Alan Lai
Finish Rank	9
Fastest Section Time (Section)	0:11.42 (L600)
Top Speed [km/h] (Section)	64.6 (L400)
Race State	Finished



Morphettville SA - Professional

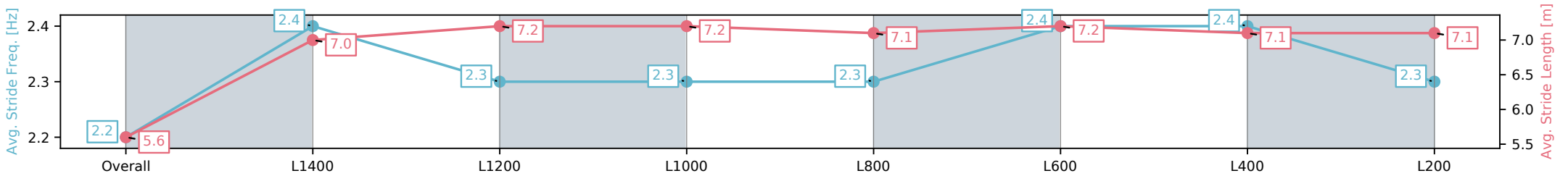
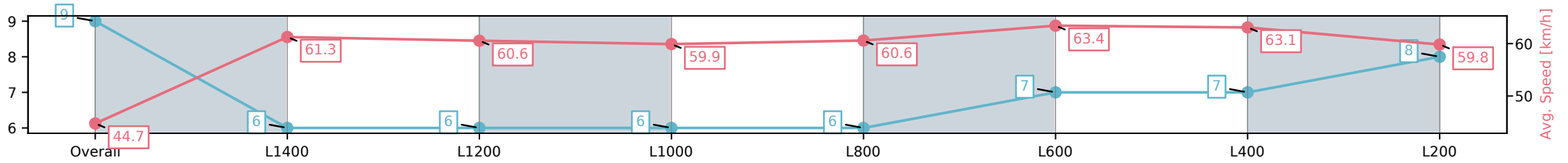
Race 6: Sportsbet Jockey Watch Handicap - 1522m

29 March 2025 - 3:22PM

Track Rating: Good 4, Weather: Fine, Rail Position: +6m Entire; Sectional 608m



Section	Overall	L1400	L1200	L1000	L800	L600	L400	L200
Section Times	1:32.41[9] (0:09.81)	1:22.60[6] (0:11.81)	1:10.79[6] (0:11.93)	0:58.86[6] (0:12.01)	0:46.85[6] (0:11.94)	0:34.91[7] (0:11.42)	0:23.49[7] (0:11.46)	0:12.03[8] (0:12.03)
Average Speed [km/h]	44.7	61.3	60.6	59.9	60.6	63.4	63.1	59.8
Top Speed [km/h]	59.5	62.0	61.7	61.6	62.8	64.1	64.6	62.5
Avg. Dist. to Rail [m]	4.2	1.3	1.1	1.6	0.9	1.1	5.2	8.0
Avg. Stride Freq. [Hz]	2.2	2.4	2.3	2.3	2.3	2.4	2.4	2.3
Avg. Stride Length [m]	5.6	7.0	7.2	7.2	7.1	7.2	7.1	7.1



- [ ] Ranking at each section and finish
- :-:- No data available at this section
- NA No data available

Horse/Jockey Name	POOL PONY/Will Price
Finish Rank	10
Fastest Section Time (Section)	0:11.30 (L600)
Top Speed [km/h] (Section)	65.2 (L600)
Race State	Finished



Morphettville SA - Professional

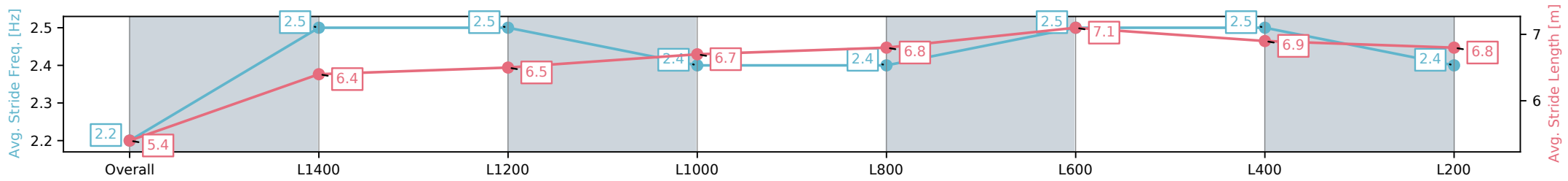
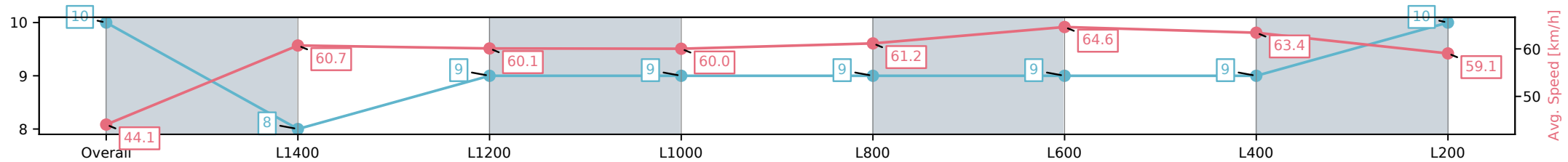
Race 6: Sportsbet Jockey Watch Handicap - 1522m

29 March 2025 - 3:22PM

Track Rating: Good 4, Weather: Fine, Rail Position: +6m Entire; Sectional 608m



Section	Overall	L1400	L1200	L1000	L800	L600	L400	L200
Section Times	1:32.89[10] (0:09.97)	1:22.92[8] (0:12.06)	1:10.86[9] (0:12.07)	0:58.79[9] (0:11.99)	0:46.80[9] (0:11.87)	0:34.93[9] (0:11.30)	0:23.63[9] (0:11.43)	0:12.20[10] (0:12.20)
Average Speed [km/h]	44.1	60.7	60.1	60.0	61.2	64.6	63.4	59.1
Top Speed [km/h]	58.6	62.4	61.2	60.7	63.4	65.2	64.3	62.3
Avg. Dist. to Rail [m]	9.2	3.7	2.3	2.4	2.1	2.9	5.5	7.2
Avg. Stride Freq. [Hz]	2.2	2.5	2.5	2.4	2.4	2.5	2.5	2.4
Avg. Stride Length [m]	5.4	6.4	6.5	6.7	6.8	7.1	6.9	6.8



[ ] Ranking at each section and finish  
 -:-:- No data available at this section  
 NA No data available

Horse/Jockey Name	SMILING ASSASSIN/Margaret Collett
Finish Rank	11
Fastest Section Time (Section)	0:11.30 (L600)
Top Speed [km/h] (Section)	64.6 (L600)
Race State	Finished



Morphettville SA - Professional

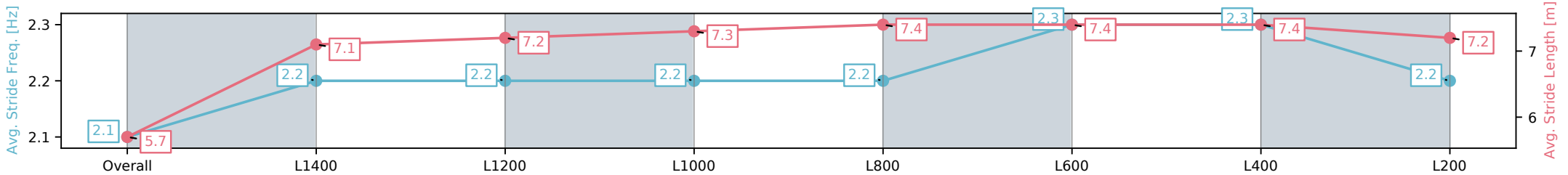
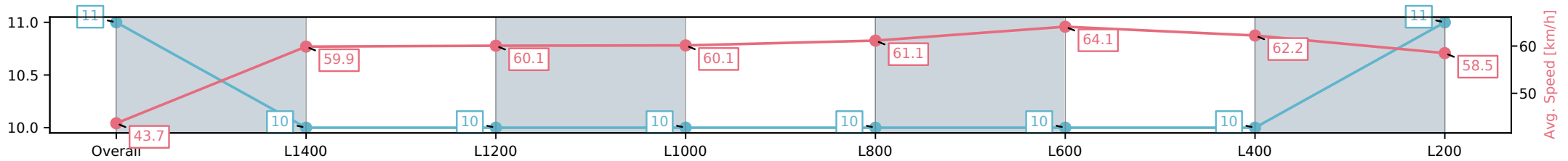
Race 6: Sportsbet Jockey Watch Handicap - 1522m

29 March 2025 - 3:22PM

Track Rating: Good 4, Weather: Fine, Rail Position: +6m Entire; Sectional 608m



Section	Overall	L1400	L1200	L1000	L800	L600	L400	L200
Section Times	1:33.24[11] (0:10.09)	1:23.15[10] (0:12.15)	1:11.00[10] (0:12.03)	0:58.97[10] (0:11.95)	0:47.02[10] (0:11.82)	0:35.20[10] (0:11.30)	0:23.90[10] (0:11.59)	0:12.31[11] (0:12.31)
Average Speed [km/h]	43.7	59.9	60.1	60.1	61.1	64.1	62.2	58.5
Top Speed [km/h]	57.2	61.1	60.9	61.3	63.7	64.6	63.5	60.8
Avg. Dist. to Rail [m]	7.2	2.7	1.2	1.6	1.0	1.0	2.6	5.0
Avg. Stride Freq. [Hz]	2.1	2.2	2.2	2.2	2.2	2.3	2.3	2.2
Avg. Stride Length [m]	5.7	7.1	7.2	7.3	7.4	7.4	7.4	7.2



- [ ] Ranking at each section and finish
- :-:- No data available at this section
- NA No data available

Horse/Jockey Name	BOLT BY/Zoe Lloyd
Finish Rank	12
Fastest Section Time (Section)	0:11.11 (L600)
Top Speed [km/h] (Section)	65.9 (L600)
Race State	Finished



Morphettville SA - Professional

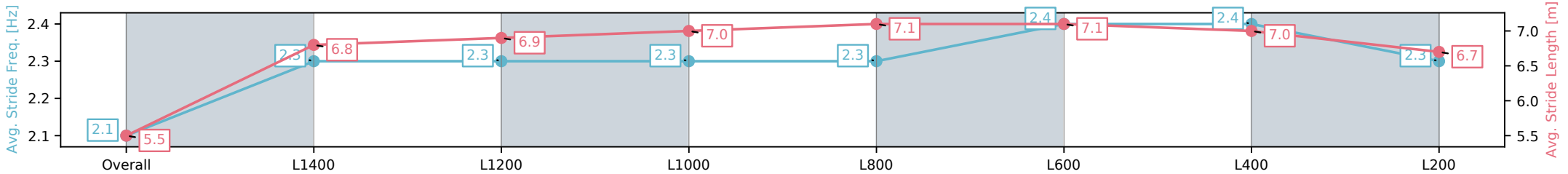
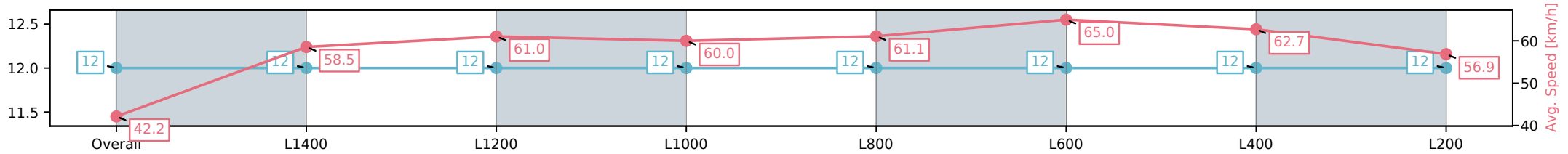
Race 6: Sportsbet Jockey Watch Handicap - 1522m

29 March 2025 - 3:22PM

Track Rating: Good 4, Weather: Fine, Rail Position: +6m Entire; Sectional 608m



Section	Overall	L1400	L1200	L1000	L800	L600	L400	L200
Section Times	1:33.75[12] (0:10.44)	1:23.31[12] (0:12.39)	1:10.92[12] (0:11.85)	0:59.07[12] (0:11.99)	0:47.08[12] (0:11.82)	0:35.26[12] (0:11.11)	0:24.15[12] (0:11.47)	0:12.68[12] (0:12.68)
Average Speed [km/h]	42.2	58.5	61.0	60.0	61.1	65.0	62.7	56.9
Top Speed [km/h]	55.3	60.2	61.7	61.0	63.5	65.9	64.3	60.4
Avg. Dist. to Rail [m]	10.9	1.7	1.0	1.2	0.8	0.5	1.0	1.4
Avg. Stride Freq. [Hz]	2.1	2.3	2.3	2.3	2.3	2.4	2.4	2.3
Avg. Stride Length [m]	5.5	6.8	6.9	7.0	7.1	7.1	7.0	6.7



[ ] Ranking at each section and finish  
 -:-:- No data available at this section  
 NA No data available