



Morphettville SA
Race 3: Fleurieu Milk Company Handicap - 1050m
29 March 2025 - 1:37PM



Track Rating: Good 4, Weather: Fine, Rail Position: +6m Entire; Sectional 608m

Section
Field Times

Overall
1:00.70
(0:05.42)

L1000
0:55.28
(0:10.71)

L800
0:44.56
(0:10.57)

L600
0:33.99
(0:11.07)

L400
0:22.92
(0:11.26)

L200
0:11.66
(0:11.66)

| Position | # | Horse/Jockey | Barrier | Top Speed [km/h] | Fastest Section | First 400m | Overall | L1000 | L800 | L600 | L400 | L200 | Margin | Distance Travelled From Winner [m] |
|----------|---|------------------|---------|---------------------|--------------------|---------------|-----------|-------------|-------------|-------------|-------------|-------------|---------|--|
| 1 | 9 | OUT OF SQUARE | 1 | 70.5 | 0:10.66 | 0:24.44 | 1:00.70 | 0:55.05 [4] | 0:44.18 [7] | 0:33.52 [7] | 0:22.53 [6] | 0:11.57 [3] | 1:00.70 | |
| | | Taylor Johnstone | | 1000-800 | 800-600 | | (0:05.65) | (0:10.87) | (0:10.66) | (0:10.99) | (0:10.96) | (0:11.56) | | |
| 2 | 3 | SIR NOW | 4 | 71.0 | 0:10.49 | 0:24.26 | 1:00.72 | 0:54.81 [9] | 0:44.32 [4] | 0:33.76 [4] | 0:22.82 [2] | 0:11.69 [1] | 0.14L | +0 |
| | | Connor Murtagh | | 1200-1000 | 1000-800 | | (0:05.91) | (0:10.49) | (0:10.56) | (0:10.94) | (0:11.13) | (0:11.69) | | |
| 3 | 8 | PALM OF JUMEIRAH | 7 | 69.2 | 0:10.75 | 0:24.33 | 1:00.96 | 0:55.54 [1] | 0:44.79 [3] | 0:34.02 [3] | 0:22.98 [3] | 0:11.85 [2] | 1.72L | +4 |
| | | Lachlan Neindorf | | 1200-1000 | 1000-800 | | (0:05.42) | (0:10.75) | (0:10.77) | (0:11.04) | (0:11.13) | (0:11.85) | | |
| 4 | 1 | SHADY THINKER | 2 | 70.5 | 0:10.66 | 0:24.40 | 1:00.98 | 0:55.28 [6] | 0:44.52 [5] | 0:33.86 [6] | 0:22.77 [7] | 0:11.65 [7] | 1.83L | +1 |
| | | Jason Holder | | 1200-1000 | 800-600 | | (0:05.70) | (0:10.76) | (0:10.66) | (0:11.09) | (0:11.12) | (0:11.65) | | |
| 5 | 5 | ENUFF SEDUCTION | 9 | 70.4 | 0:10.64 | 0:24.51 | 1:01.15 | 0:55.45 [7] | 0:44.49 [9] | 0:33.85 [9] | 0:22.82 [8] | 0:11.67 [9] | 2.93L | +5 |
| | | Justin Potter | | 1000-800 | 800-600 | | (0:05.70) | (0:10.96) | (0:10.64) | (0:11.03) | (0:11.15) | (0:11.67) | | |
| 6 | 4 | MESROUR | 3 | 70.7 | 0:10.65 | 0:24.52 | 1:01.24 | 0:55.37 [8] | 0:44.60 [8] | 0:33.95 [8] | 0:22.84 [9] | 0:11.87 [8] | 3.5L | +1 |
| | | Ben Price | | 1200-1000 | 800-600 | | (0:05.87) | (0:10.77) | (0:10.65) | (0:11.11) | (0:10.97) | (0:11.87) | | |
| 7 | 7 | SHADOW EAGLE | 8 | 69.9 | 0:10.64 | 0:24.44 | 1:01.29 | 0:55.74 [3] | 0:44.82 [6] | 0:34.18 [5] | 0:23.13 [5] | 0:11.99 [6] | 3.84L | +2 |
| | | Manoel Nunes | | 1000-800 | 800-600 | | (0:05.55) | (0:10.92) | (0:10.64) | (0:11.05) | (0:11.14) | (0:11.99) | | |
| 8 | 2 | INTEREST POINT | 6 | 70.0 | 0:10.72 | 0:24.18 | 1:01.35 | 0:55.91 [2] | 0:45.19 [2] | 0:34.43 [2] | 0:23.34 [4] | 0:12.09 [5] | 4.23L | +3 |
| | | Melea Castle | | 1200-1000 | 1000-800 | | (0:05.44) | (0:10.72) | (0:10.76) | (0:11.09) | (0:11.25) | (0:12.09) | | |
| 9 | 6 | NEXTONIXS | 5 | 71.3 | 0:10.46 | 0:24.00 | 1:01.92 | 0:56.25 [5] | 0:45.79 [1] | 0:35.22 [1] | 0:24.14 [1] | 0:12.75 [4] | 7.9L | +0 |
| | | Kayla Crowther | | 1200-1000 | 1000-800 | | (0:05.67) | (0:10.46) | (0:10.56) | (0:11.08) | (0:11.39) | (0:12.75) | | |

| | |
|--------------------------------|--------------------------------|
| Horse/Jockey Name | OUT OF SQUARE/Taylor Johnstone |
| Finish Rank | 1 |
| Fastest Section Time (Section) | 0:10.66 (L800) |
| Top Speed [km/h] (Section) | 70.5 (L1000) |
| Race State | Finished |



Morphettville SA - Professional

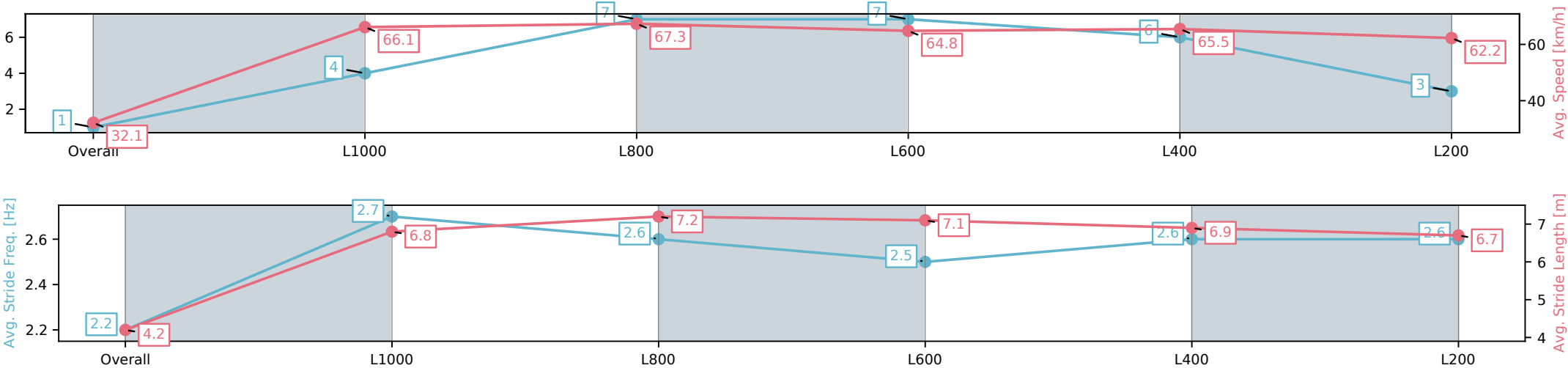
Race 3: Fleurieu Milk Company Handicap - 1050m

29 March 2025 - 1:37PM

Track Rating: Good 4, Weather: Fine, Rail Position: +6m Entire;
Sectional 608m



| Section | Overall | L1000 | L800 | L600 | L400 | L200 |
|------------------------|-------------------------|-------------------------|-------------------------|-------------------------|-------------------------|-------------------------|
| Section Times | 1:00.70[1] (0:05.65) | 0:55.05[4] (0:10.87) | 0:44.18[7] (0:10.66) | 0:33.52[7] (0:10.99) | 0:22.53[6] (0:10.96) | 0:11.57[3] (0:11.56) |
| Average Speed [km/h] | 32.1 | 66.1 | 67.3 | 64.8 | 65.5 | 62.2 |
| Top Speed [km/h] | 56.6 | 68.9 | 70.5 | 66.3 | 66.4 | 65.3 |
| Avg. Dist. to Rail [m] | 2.3 | 0.9 | 0.9 | 2.2 | 1.7 | 1.4 |
| Avg. Stride Freq. [Hz] | 2.2 | 2.7 | 2.6 | 2.5 | 2.6 | 2.6 |
| Avg. Stride Length [m] | 4.2 | 6.8 | 7.2 | 7.1 | 6.9 | 6.7 |



[] Ranking at each section and finish
-:-:- No data available at this section
NA No data available

| | |
|--------------------------------|------------------------|
| Horse/Jockey Name | SIR NOW/Connor Murtagh |
| Finish Rank | 2 |
| Fastest Section Time (Section) | 0:10.49 (L1000) |
| Top Speed [km/h] (Section) | 71.0 (Overall) |
| Race State | Finished |



Morphettville SA - Professional

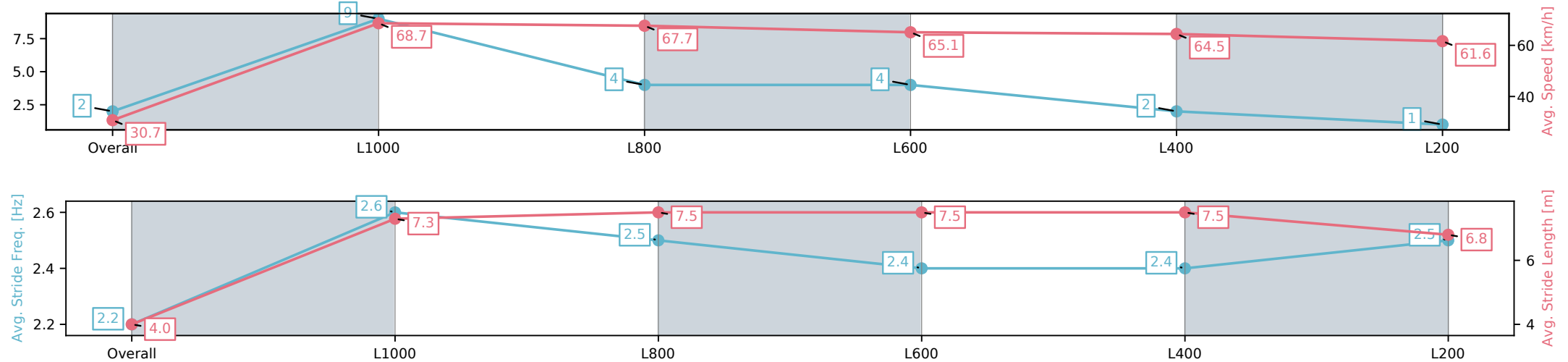
Race 3: Fleurieu Milk Company Handicap - 1050m

29 March 2025 - 1:37PM

Track Rating: Good 4, Weather: Fine, Rail Position: +6m Entire;
Sectional 608m



| Section | Overall | L1000 | L800 | L600 | L400 | L200 |
|------------------------|-------------------------|-------------------------|-------------------------|-------------------------|-------------------------|-------------------------|
| Section Times | 1:00.72[2] (0:05.91) | 0:54.81[9] (0:10.49) | 0:44.32[4] (0:10.56) | 0:33.76[4] (0:10.94) | 0:22.82[2] (0:11.13) | 0:11.69[1] (0:11.69) |
| Average Speed [km/h] | 30.7 | 68.7 | 67.7 | 65.1 | 64.5 | 61.6 |
| Top Speed [km/h] | 60.9 | 71.0 | 70.6 | 66.5 | 66.2 | 63.8 |
| Avg. Dist. to Rail [m] | 3.9 | 0.9 | 1.1 | 2.5 | 0.9 | 2.7 |
| Avg. Stride Freq. [Hz] | 2.2 | 2.6 | 2.5 | 2.4 | 2.4 | 2.5 |
| Avg. Stride Length [m] | 4.0 | 7.3 | 7.5 | 7.5 | 7.5 | 6.8 |



[] Ranking at each section and finish
-:-:- No data available at this section
NA No data available

| | |
|--------------------------------|-----------------------------------|
| Horse/Jockey Name | PALM OF JUMEIRAH/Lachlan Neindorf |
| Finish Rank | 3 |
| Fastest Section Time (Section) | 0:10.75 (L1000) |
| Top Speed [km/h] (Section) | 69.2 (Overall) |
| Race State | Finished |



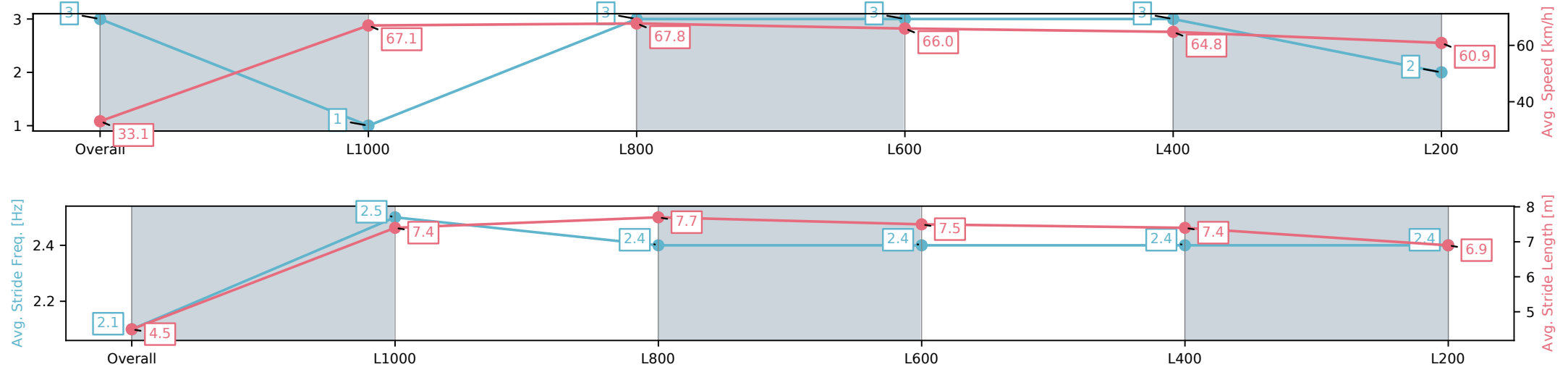
Morphettville SA - Professional
Race 3: Fleurieu Milk Company Handicap - 1050m

29 March 2025 - 1:37PM

Track Rating: Good 4, Weather: Fine, Rail Position: +6m Entire;
Sectional 608m



| Section | Overall | L1000 | L800 | L600 | L400 | L200 |
|------------------------|-------------------------|-------------------------|-------------------------|-------------------------|-------------------------|-------------------------|
| Section Times | 1:00.96[3] (0:05.42) | 0:55.54[1] (0:10.75) | 0:44.79[3] (0:10.77) | 0:34.02[3] (0:11.04) | 0:22.98[3] (0:11.13) | 0:11.85[2] (0:11.85) |
| Average Speed [km/h] | 33.1 | 67.1 | 67.8 | 66.0 | 64.8 | 60.9 |
| Top Speed [km/h] | 58.2 | 69.2 | 68.7 | 66.3 | 65.9 | 63.9 |
| Avg. Dist. to Rail [m] | 7.7 | 7.0 | 4.0 | 2.4 | 3.0 | 5.4 |
| Avg. Stride Freq. [Hz] | 2.1 | 2.5 | 2.4 | 2.4 | 2.4 | 2.4 |
| Avg. Stride Length [m] | 4.5 | 7.4 | 7.7 | 7.5 | 7.4 | 6.9 |



[] Ranking at each section and finish
-:-:- No data available at this section
NA No data available

| | |
|--------------------------------|----------------------------|
| Horse/Jockey Name | SHADY THINKER/Jason Holder |
| Finish Rank | 4 |
| Fastest Section Time (Section) | 0:10.66 (L800) |
| Top Speed [km/h] (Section) | 70.5 (Overall) |
| Race State | Finished |



Morphettville SA - Professional

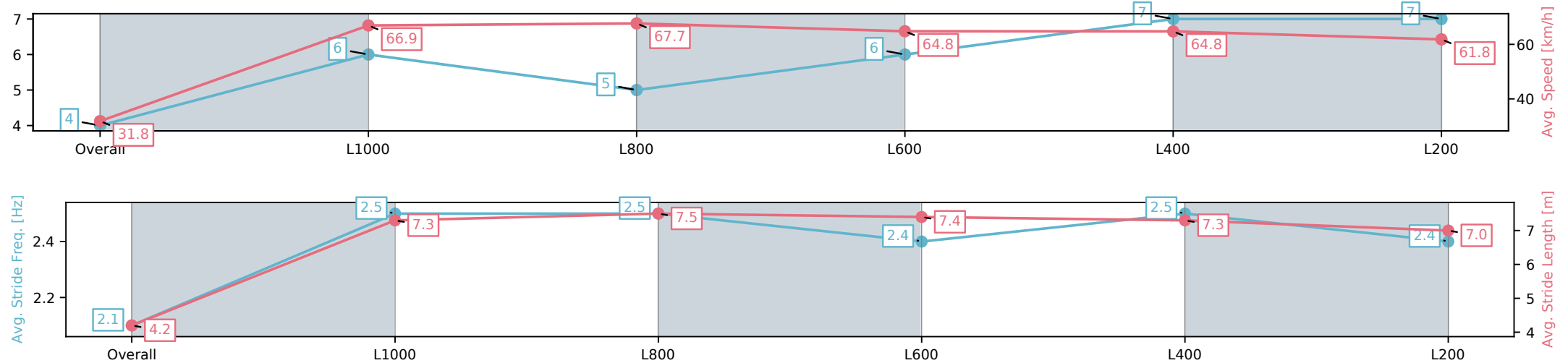
Race 3: Fleurieu Milk Company Handicap - 1050m

29 March 2025 - 1:37PM

Track Rating: Good 4, Weather: Fine, Rail Position: +6m Entire;
Sectional 608m



| Section | Overall | L1000 | L800 | L600 | L400 | L200 |
|------------------------|-------------------------|-------------------------|-------------------------|-------------------------|-------------------------|-------------------------|
| Section Times | 1:00.98[4] (0:05.70) | 0:55.28[6] (0:10.76) | 0:44.52[5] (0:10.66) | 0:33.86[6] (0:11.09) | 0:22.77[7] (0:11.12) | 0:11.65[7] (0:11.65) |
| Average Speed [km/h] | 31.8 | 66.9 | 67.7 | 64.8 | 64.8 | 61.8 |
| Top Speed [km/h] | 58.3 | 70.5 | 70.3 | 65.9 | 65.8 | 64.7 |
| Avg. Dist. to Rail [m] | 2.6 | 1.6 | 0.7 | 0.2 | 1.2 | 3.3 |
| Avg. Stride Freq. [Hz] | 2.1 | 2.5 | 2.5 | 2.4 | 2.5 | 2.4 |
| Avg. Stride Length [m] | 4.2 | 7.3 | 7.5 | 7.4 | 7.3 | 7.0 |



[] Ranking at each section and finish
-:-:- No data available at this section
NA No data available

| | |
|--------------------------------|-------------------------------|
| Horse/Jockey Name | ENUFF SEDUCTION/Justin Potter |
| Finish Rank | 5 |
| Fastest Section Time (Section) | 0:10.64 (L800) |
| Top Speed [km/h] (Section) | 70.4 (L1000) |
| Race State | Finished |



Morphettville SA - Professional

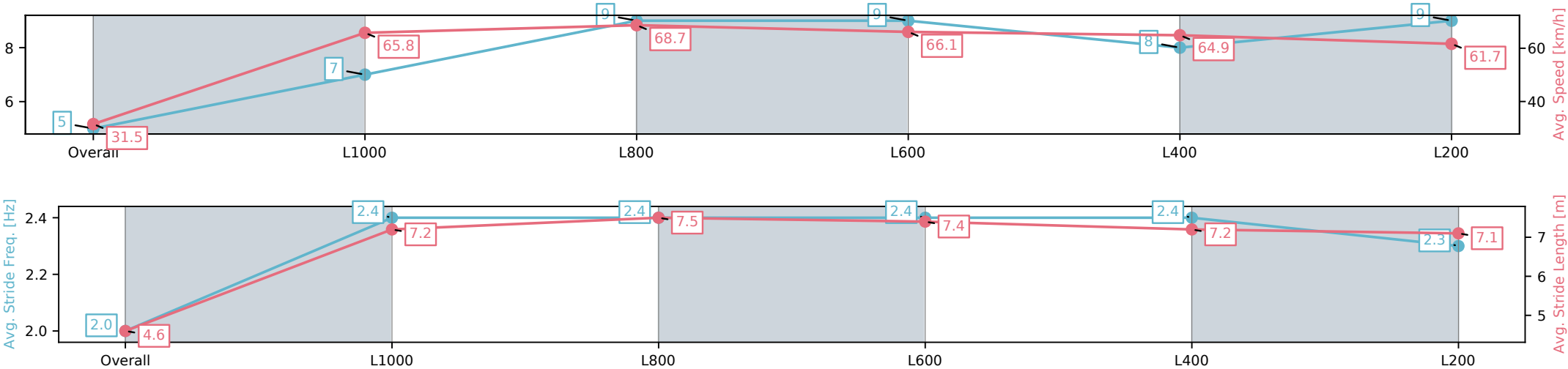
Race 3: Fleurieu Milk Company Handicap - 1050m

29 March 2025 - 1:37PM

Track Rating: Good 4, Weather: Fine, Rail Position: +6m Entire;
Sectional 608m



| Section | Overall | L1000 | L800 | L600 | L400 | L200 |
|------------------------|-------------------------|-------------------------|-------------------------|-------------------------|-------------------------|-------------------------|
| Section Times | 1:01.15[5] (0:05.70) | 0:55.45[7] (0:10.96) | 0:44.49[9] (0:10.64) | 0:33.85[9] (0:11.03) | 0:22.82[8] (0:11.15) | 0:11.67[9] (0:11.67) |
| Average Speed [km/h] | 31.5 | 65.8 | 68.7 | 66.1 | 64.9 | 61.7 |
| Top Speed [km/h] | 56.5 | 70.0 | 70.4 | 66.8 | 66.5 | 67.1 |
| Avg. Dist. to Rail [m] | 11.4 | 6.5 | 3.4 | 2.7 | 6.0 | 8.5 |
| Avg. Stride Freq. [Hz] | 2.0 | 2.4 | 2.4 | 2.4 | 2.4 | 2.3 |
| Avg. Stride Length [m] | 4.6 | 7.2 | 7.5 | 7.4 | 7.2 | 7.1 |



[] Ranking at each section and finish
-:-:- No data available at this section
NA No data available

| | |
|--------------------------------|-------------------|
| Horse/Jockey Name | MESROUR/Ben Price |
| Finish Rank | 6 |
| Fastest Section Time (Section) | 0:10.65 (L800) |
| Top Speed [km/h] (Section) | 70.7 (Overall) |
| Race State | Finished |



Morphettville SA - Professional

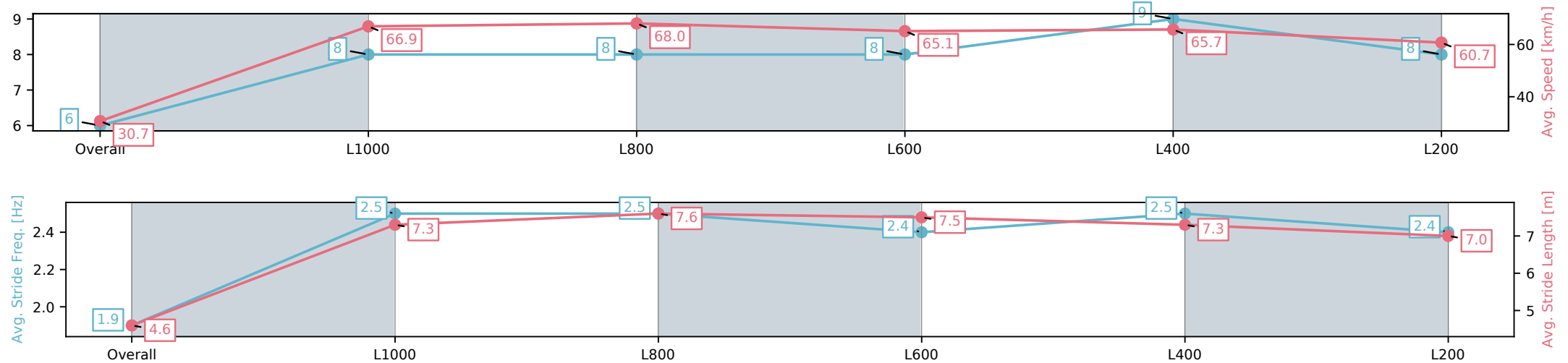
Race 3: Fleurieu Milk Company Handicap - 1050m

29 March 2025 - 1:37PM

Track Rating: Good 4, Weather: Fine, Rail Position: +6m Entire;
Sectional 608m



| Section | Overall | L1000 | L800 | L600 | L400 | L200 |
|------------------------|-------------------------|-------------------------|-------------------------|-------------------------|-------------------------|-------------------------|
| Section Times | 1:01.24[6] (0:05.87) | 0:55.37[8] (0:10.77) | 0:44.60[8] (0:10.65) | 0:33.95[8] (0:11.11) | 0:22.84[9] (0:10.97) | 0:11.87[8] (0:11.87) |
| Average Speed [km/h] | 30.7 | 66.9 | 68.0 | 65.1 | 65.7 | 60.7 |
| Top Speed [km/h] | 56.6 | 70.7 | 70.5 | 66.6 | 66.9 | 64.8 |
| Avg. Dist. to Rail [m] | 4.8 | 3.3 | 1.8 | 0.8 | 3.2 | 5.1 |
| Avg. Stride Freq. [Hz] | 1.9 | 2.5 | 2.5 | 2.4 | 2.5 | 2.4 |
| Avg. Stride Length [m] | 4.6 | 7.3 | 7.6 | 7.5 | 7.3 | 7.0 |



- [] Ranking at each section and finish
- :-:- No data available at this section
- NA No data available

| | |
|--------------------------------|---------------------------|
| Horse/Jockey Name | SHADOW EAGLE/Manoel Nunes |
| Finish Rank | 7 |
| Fastest Section Time (Section) | 0:10.64 (L800) |
| Top Speed [km/h] (Section) | 69.9 (L1000) |
| Race State | Finished |



Morphettville SA - Professional

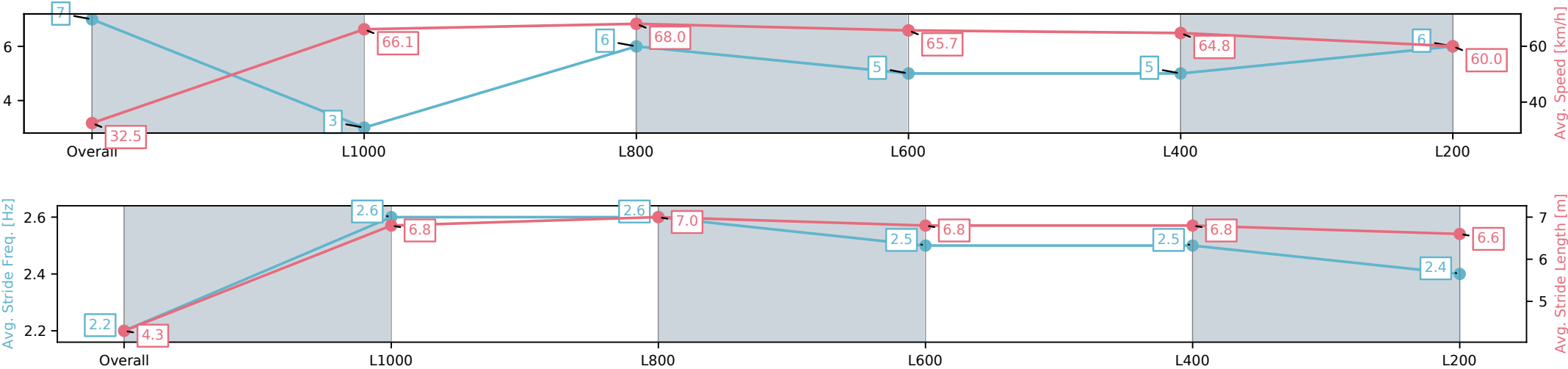
Race 3: Fleurieu Milk Company Handicap - 1050m

29 March 2025 - 1:37PM

Track Rating: Good 4, Weather: Fine, Rail Position: +6m Entire;
Sectional 608m



| Section | Overall | L1000 | L800 | L600 | L400 | L200 |
|------------------------|-------------------------|-------------------------|-------------------------|-------------------------|-------------------------|-------------------------|
| Section Times | 1:01.29[7] (0:05.55) | 0:55.74[3] (0:10.92) | 0:44.82[6] (0:10.64) | 0:34.18[5] (0:11.05) | 0:23.13[5] (0:11.14) | 0:11.99[6] (0:11.99) |
| Average Speed [km/h] | 32.5 | 66.1 | 68.0 | 65.7 | 64.8 | 60.0 |
| Top Speed [km/h] | 55.4 | 69.8 | 69.9 | 66.3 | 65.8 | 63.8 |
| Avg. Dist. to Rail [m] | 9.5 | 4.7 | 2.0 | 1.1 | 3.7 | 6.6 |
| Avg. Stride Freq. [Hz] | 2.2 | 2.6 | 2.6 | 2.5 | 2.5 | 2.4 |
| Avg. Stride Length [m] | 4.3 | 6.8 | 7.0 | 6.8 | 6.8 | 6.6 |



[] Ranking at each section and finish
-:-:- No data available at this section
NA No data available

| | |
|--------------------------------|-----------------------------|
| Horse/Jockey Name | INTEREST POINT/Melea Castle |
| Finish Rank | 8 |
| Fastest Section Time (Section) | 0:10.72 (L1000) |
| Top Speed [km/h] (Section) | 70.0 (Overall) |
| Race State | Finished |



Morphettville SA - Professional

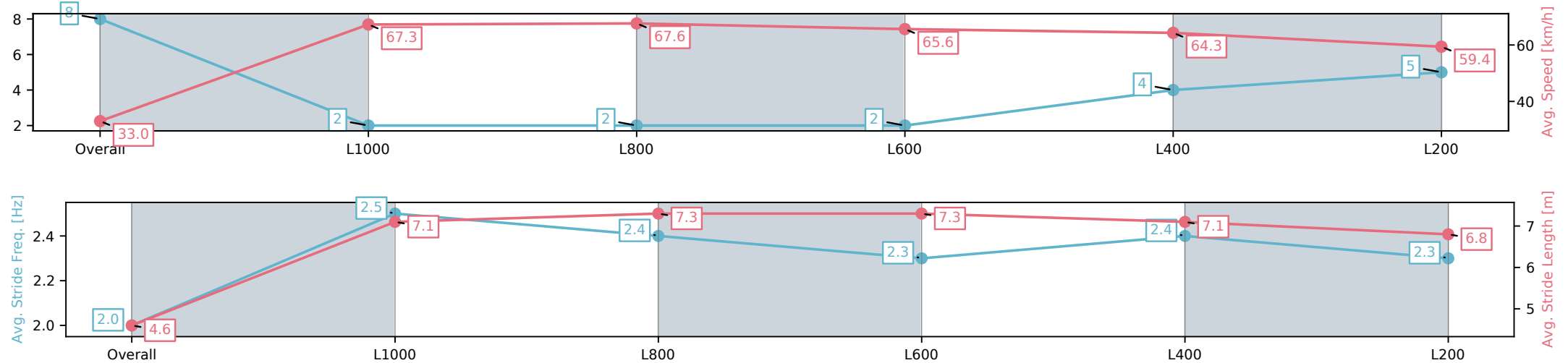
Race 3: Fleurieu Milk Company Handicap - 1050m

29 March 2025 - 1:37PM

Track Rating: Good 4, Weather: Fine, Rail Position: +6m Entire;
Sectional 608m



| Section | Overall | L1000 | L800 | L600 | L400 | L200 |
|------------------------|-------------------------|-------------------------|-------------------------|-------------------------|-------------------------|-------------------------|
| Section Times | 1:01.35[8] (0:05.44) | 0:55.91[2] (0:10.72) | 0:45.19[2] (0:10.76) | 0:34.43[2] (0:11.09) | 0:23.34[4] (0:11.25) | 0:12.09[5] (0:12.09) |
| Average Speed [km/h] | 33.0 | 67.3 | 67.6 | 65.6 | 64.3 | 59.4 |
| Top Speed [km/h] | 57.4 | 70.0 | 70.0 | 65.9 | 65.2 | 62.7 |
| Avg. Dist. to Rail [m] | 7.3 | 5.7 | 3.0 | 2.3 | 2.9 | 4.5 |
| Avg. Stride Freq. [Hz] | 2.0 | 2.5 | 2.4 | 2.3 | 2.4 | 2.3 |
| Avg. Stride Length [m] | 4.6 | 7.1 | 7.3 | 7.3 | 7.1 | 6.8 |



[] Ranking at each section and finish
-:-:- No data available at this section
NA No data available

| | |
|--------------------------------|--------------------------|
| Horse/Jockey Name | NEXTONIXS/Kayla Crowther |
| Finish Rank | 9 |
| Fastest Section Time (Section) | 0:10.46 (L1000) |
| Top Speed [km/h] (Section) | 71.3 (Overall) |
| Race State | Finished |



Morphettville SA - Professional

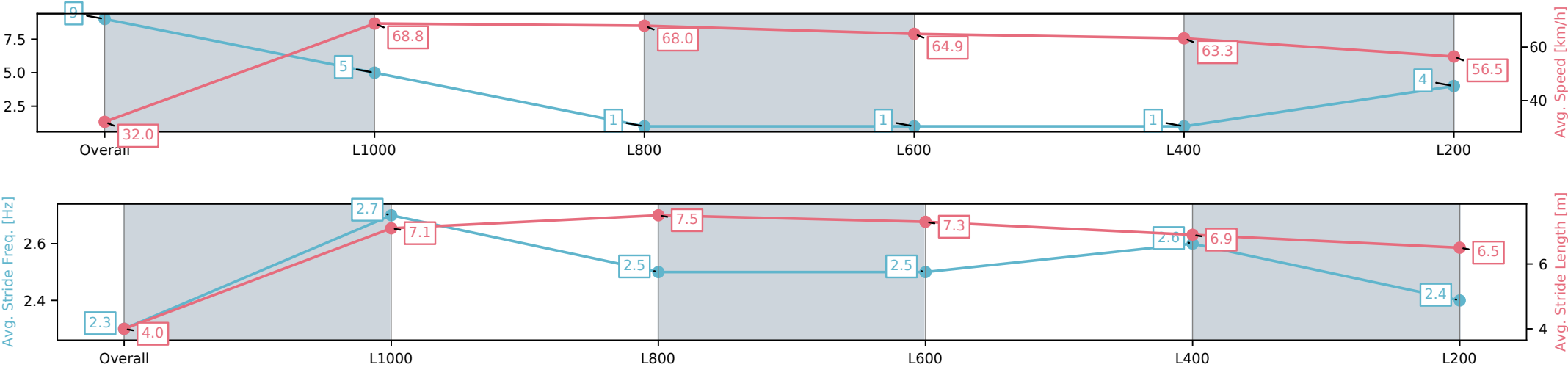
Race 3: Fleurieu Milk Company Handicap - 1050m

29 March 2025 - 1:37PM

Track Rating: Good 4, Weather: Fine, Rail Position: +6m Entire;
Sectional 608m



| Section | Overall | L1000 | L800 | L600 | L400 | L200 |
|------------------------|-------------------------|-------------------------|-------------------------|-------------------------|-------------------------|-------------------------|
| Section Times | 1:01.92[9] (0:05.67) | 0:56.25[5] (0:10.46) | 0:45.79[1] (0:10.56) | 0:35.22[1] (0:11.08) | 0:24.14[1] (0:11.39) | 0:12.75[4] (0:12.75) |
| Average Speed [km/h] | 32.0 | 68.8 | 68.0 | 64.9 | 63.3 | 56.5 |
| Top Speed [km/h] | 59.2 | 71.3 | 71.3 | 66.1 | 64.5 | 60.9 |
| Avg. Dist. to Rail [m] | 4.5 | 2.2 | 0.6 | 0.4 | 1.9 | 4.3 |
| Avg. Stride Freq. [Hz] | 2.3 | 2.7 | 2.5 | 2.5 | 2.6 | 2.4 |
| Avg. Stride Length [m] | 4.0 | 7.1 | 7.5 | 7.3 | 6.9 | 6.5 |



- [] Ranking at each section and finish
- :-:- No data available at this section
- NA No data available