



Morphettville Parks SA  
Race 6: Dominant Handicap - 1000m  
22 March 2025 - 3:28PM



Track Rating: Good 4, Weather: Fine, Rail Position: True

Section  
Field Times

Overall  
0:57.79  
(0:13.46)

L800  
0:44.33  
(0:10.28)

L600  
0:34.03  
(0:11.17)

L400  
0:22.87  
(0:11.21)

L200  
0:11.66  
(0:11.66)

Position	#	Horse/Jockey	Barrier	Top Speed [km/h]	Fastest Section	First 400m	Overall	L800	L600	L400	L200	Margin	Distance Travelled From Winner [m]
1	3	IMMORTAL BLISS	4	73.3	0:10.09	0:23.93	0:57.79	0:43.95 [7]	0:33.86 [4]	0:22.87 [1]	0:11.67 [1]	0:57.79	
		Teagan Voorham		1000-800	800-600		(0:13.84)	(0:10.09)	(0:10.99)	(0:11.20)	(0:11.67)		
2	6	BLANC VISAGE	6	71.8	0:10.28	0:24.17	0:58.07	0:44.18 [9]	0:33.90 [7]	0:22.89 [6]	0:11.62 [3]	1.82L	+2
		Ben Price		1000-800	800-600		(0:13.89)	(0:10.28)	(0:11.01)	(0:11.27)	(0:11.62)		
3	11	ARTISSI	7	70.1	0:10.50	0:24.39	0:58.40	0:44.51 [8]	0:34.01 [10]	0:22.98 [9]	0:11.68 [8]	3.9L	+1
		Taylor Johnstone		1000-800	800-600		(0:13.89)	(0:10.50)	(0:11.03)	(0:11.30)	(0:11.68)		
4	4	STREETCAR FURY	2	72.1	0:10.31	0:23.93	0:58.40	0:44.78 [4]	0:34.47 [5]	0:23.31 [5]	0:11.97 [2]	3.92L	+0
		Justin Potter		1000-800	800-600		(0:13.62)	(0:10.31)	(0:11.16)	(0:11.34)	(0:11.97)		
5	12	WHOOOPS A DAISY	10	73.5	0:10.37	0:24.07	0:58.50	0:44.80 [5]	0:34.43 [6]	0:23.25 [7]	0:11.79 [7]	4.55L	+6
		Jessica Tzaferis		1000-800	800-600		(0:13.70)	(0:10.37)	(0:11.18)	(0:11.46)	(0:11.79)		
6	8	SHARENDIPITY	3	72.5	0:10.27	0:23.82	0:58.62	0:45.07 [3]	0:34.80 [3]	0:23.65 [3]	0:12.09 [5]	5.3L	+2
		Manoel Nunes		1000-800	800-600		(0:13.55)	(0:10.27)	(0:11.15)	(0:11.56)	(0:12.09)		
7	2	BOLTONOVA	5	74.4	0:10.28	0:23.75	0:58.72	0:45.26 [1]	0:34.97 [1]	0:23.73 [4]	0:12.09 [6]	5.99L	+6
		Matthew Chadwick		1000-800	800-600		(0:13.46)	(0:10.28)	(0:11.24)	(0:11.64)	(0:12.09)		
8	14	INTACTO	11	70.1	0:10.63	0:24.64	0:58.78	0:44.77 [11]	0:34.14 [11]	0:23.02 [11]	0:11.77 [11]	6.32L	+7
		Stacey Metcalfe		1000-800	800-600		(0:14.01)	(0:10.63)	(0:11.12)	(0:11.25)	(0:11.77)		
9	10	THE INEOS	8	70.0	0:10.56	0:24.33	0:58.89	0:45.13 [6]	0:34.56 [9]	0:23.34 [10]	0:12.00 [9]	7.06L	+8
		Tianni Chapman		1000-800	800-600		(0:13.76)	(0:10.56)	(0:11.22)	(0:11.34)	(0:12.00)		
10	7	CHAMPAGNE EFFORT	9	72.0	0:10.37	0:24.31	0:59.06	0:45.12 [10]	0:34.75 [8]	0:23.69 [8]	0:12.13 [10]	8.12L	+5
		Kayla Crowther		1000-800	800-600		(0:13.94)	(0:10.37)	(0:11.06)	(0:11.56)	(0:12.13)		

Scratched: Landmark (#1), Up The Den (#5), Ok Gerry (#13)

Report Created: Sat 22 March 2025 16:25:56 GMT+11 (Note: Timing is based on positional data)

Page 1/13

[ ] Position in running at each section and finish  
-:-:- No data available at this section  
NA No data available  
Background shading for fastest section

# Saddle cloth number  
DNF Did not finish  
DNT Did not track



**Morphettville Parks SA**  
**Race 6: Dominant Handicap - 1000m**  
**22 March 2025 - 3:28PM**

Track Rating: Good 4, Weather: Fine, Rail Position: True



**Section**

**Field Times**

**Overall**

**0:57.79**

(0:13.46)

**L800**

**0:44.33**

(0:10.28)

**L600**

**0:34.03**

(0:11.17)

**L400**

**0:22.87**

(0:11.21)

**L200**

**0:11.66**

(0:11.66)

Position	#	Horse/Jockey	Barrier	Top Speed [km/h]	Fastest Section	First 400m	Overall	L800	L600	L400	L200	Margin	Distance Travelled From Winner [m]
11	9	<b>SIMPLY LUSCIOUS</b>	1	71.4	0:10.31	0:23.80	0:59.43	0:45.94 [2]	0:35.63 [2]	0:24.49 [2]	0:12.90 [4]	10.51L	-2
		Liam Riordan		1000-800	800-600		(0:13.49)	(0:10.31)	(0:11.14)	(0:11.59)	(0:12.90)		

Scratched: Landmark (#1), Up The Den (#5), Ok Gerry (#13)

Horse/Jockey Name	IMMORTAL BLISS/Teagan Voorham
Finish Rank	1
Fastest Section Time (Section)	0:10.09 (L800)
Top Speed [km/h] (Section)	73.3 (Overall)
Race State	Finished



Morphettville Parks SA - Professional

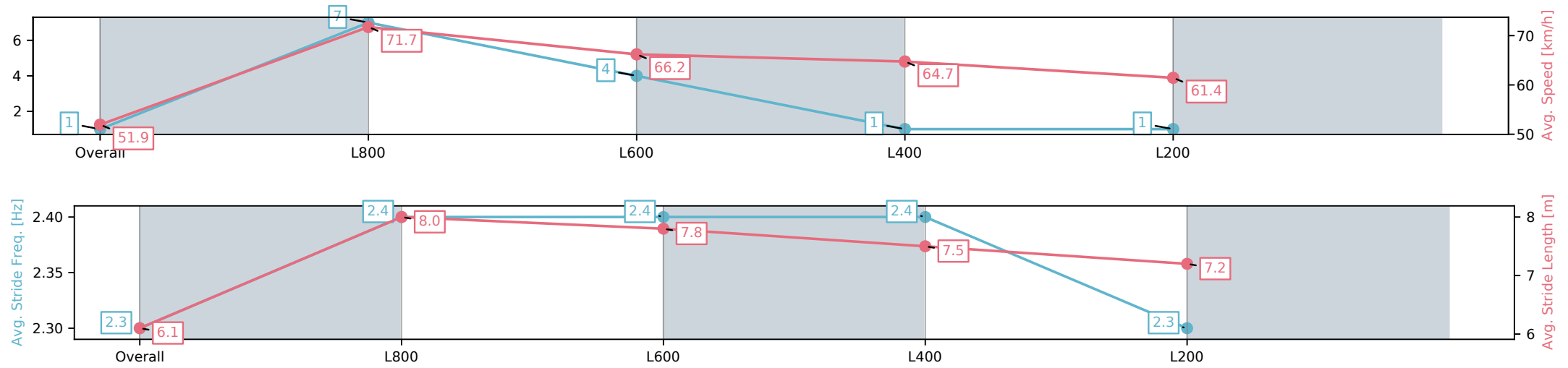
Race 6: Dominant Handicap - 1000m

22 March 2025 - 3:28PM

Track Rating: Good 4, Weather: Fine, Rail Position: True



Section	Overall	L800	L600	L400	L200
Section Times	0:57.79[1] (0:13.84)	0:43.95[7] (0:10.09)	0:33.86[4] (0:10.99)	0:22.87[1] (0:11.20)	0:11.67[1] (0:11.67)
Average Speed [km/h]	51.9	71.7	66.2	64.7	61.4
Top Speed [km/h]	72.1	73.3	69.0	65.4	63.9
Avg. Dist. to Rail [m]	4.8	2.2	1.9	4.5	7.2
Avg. Stride Freq. [Hz]	2.3	2.4	2.4	2.4	2.3
Avg. Stride Length [m]	6.1	8.0	7.8	7.5	7.2



[ ] Ranking at each section and finish  
-:-:- No data available at this section  
NA No data available

Horse/Jockey Name	BLANC VISAGE/Ben Price
Finish Rank	2
Fastest Section Time (Section)	0:10.28 (L800)
Top Speed [km/h] (Section)	71.8 (Overall)
Race State	Finished



Morphettville Parks SA - Professional

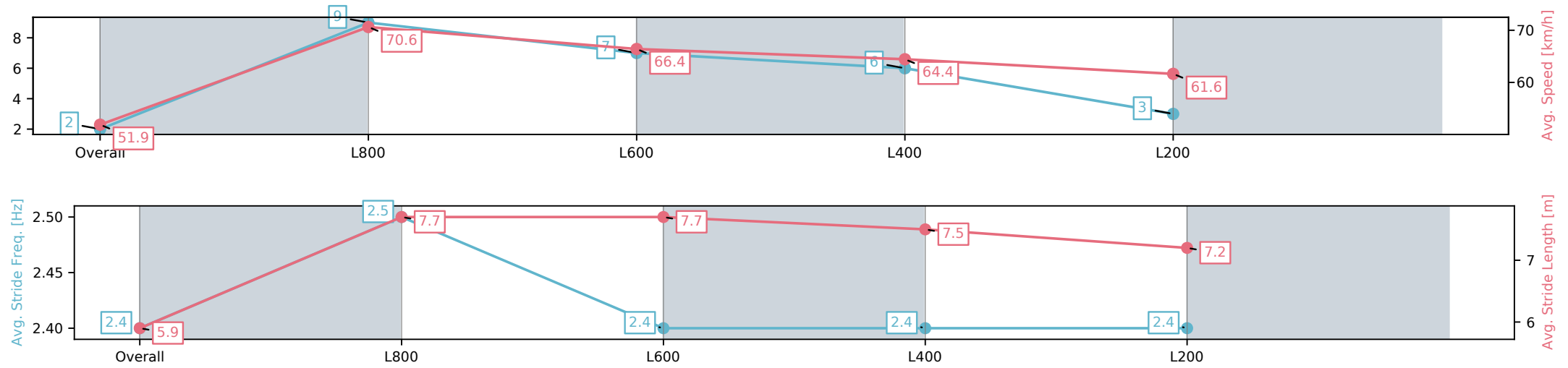
Race 6: Dominant Handicap - 1000m

22 March 2025 - 3:28PM

Track Rating: Good 4, Weather: Fine, Rail Position: True



Section	Overall	L800	L600	L400	L200
Section Times	0:58.07[2] (0:13.89)	0:44.18[9] (0:10.28)	0:33.90[7] (0:11.01)	0:22.89[6] (0:11.27)	0:11.62[3] (0:11.62)
Average Speed [km/h]	51.9	70.6	66.4	64.4	61.6
Top Speed [km/h]	70.5	71.8	69.1	65.7	63.7
Avg. Dist. to Rail [m]	7.4	3.5	2.9	5.0	6.2
Avg. Stride Freq. [Hz]	2.4	2.5	2.4	2.4	2.4
Avg. Stride Length [m]	5.9	7.7	7.7	7.5	7.2



[ ] Ranking at each section and finish  
-:-:- No data available at this section  
NA No data available

Horse/Jockey Name	ARTISSI/Taylor Johnstone
Finish Rank	3
Fastest Section Time (Section)	0:10.50 (L800)
Top Speed [km/h] (Section)	70.1 (Overall)
Race State	Finished



Morphettville Parks SA - Professional

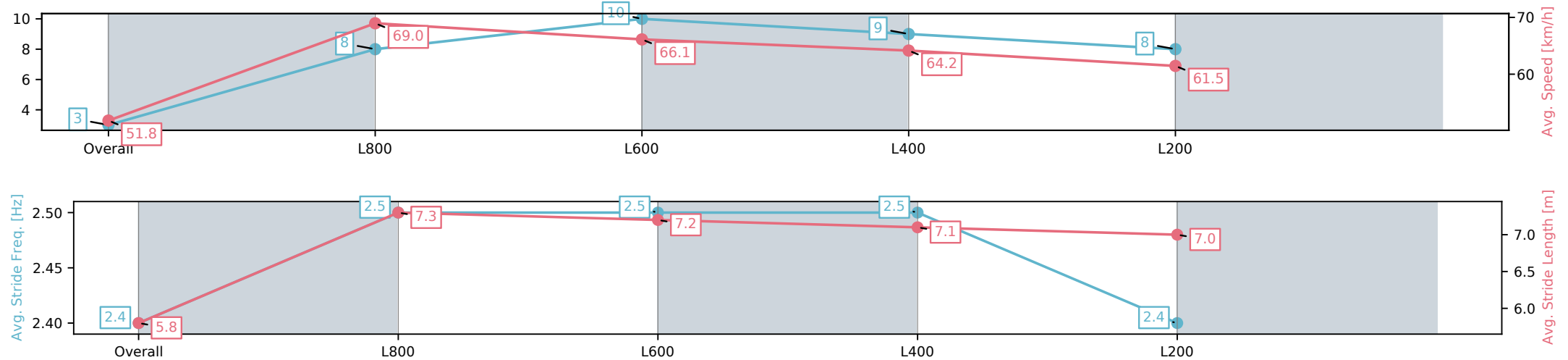
Race 6: Dominant Handicap - 1000m

22 March 2025 - 3:28PM

Track Rating: Good 4, Weather: Fine, Rail Position: True



Section	Overall	L800	L600	L400	L200
Section Times	0:58.40[3] (0:13.89)	0:44.51[8] (0:10.50)	0:34.01[10] (0:11.03)	0:22.98[9] (0:11.30)	0:11.68[8] (0:11.68)
Average Speed [km/h]	51.8	69.0	66.1	64.2	61.5
Top Speed [km/h]	68.3	70.1	68.0	65.2	63.0
Avg. Dist. to Rail [m]	9.1	3.4	2.3	5.0	7.1
Avg. Stride Freq. [Hz]	2.4	2.5	2.5	2.5	2.4
Avg. Stride Length [m]	5.8	7.3	7.2	7.1	7.0



[ ] Ranking at each section and finish  
-:-:- No data available at this section  
NA No data available

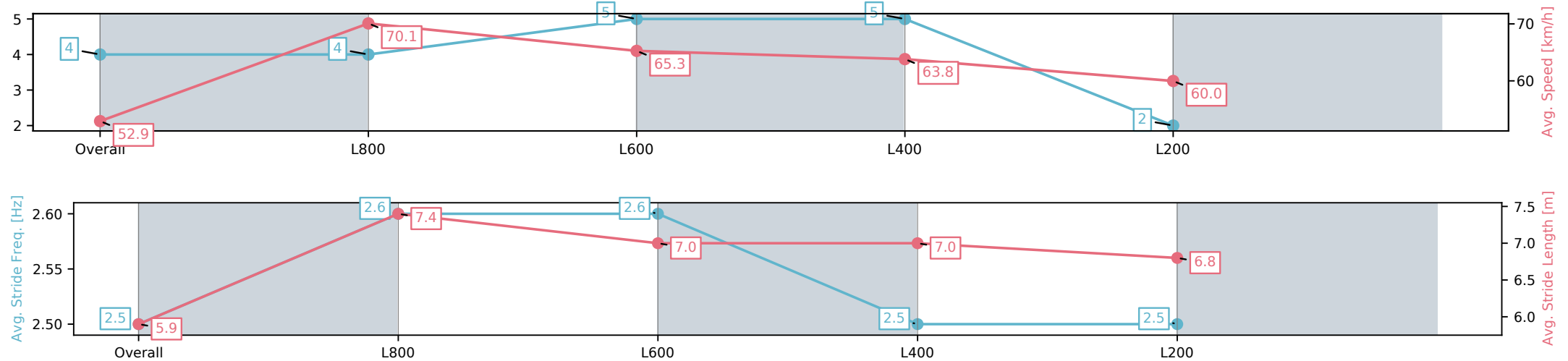
Horse/Jockey Name	STREETCAR FURY/Justin Potter
Finish Rank	4
Fastest Section Time (Section)	0:10.31 (L800)
Top Speed [km/h] (Section)	72.1 (Overall)
Race State	Finished



Morphettville Parks SA - Professional  
Race 6: Dominant Handicap - 1000m  
22 March 2025 - 3:28PM  
Track Rating: Good 4, Weather: Fine, Rail Position: True



Section	Overall	L800	L600	L400	L200
Section Times	0:58.40[4] (0:13.62)	0:44.78[4] (0:10.31)	0:34.47[5] (0:11.16)	0:23.31[5] (0:11.34)	0:11.97[2] (0:11.97)
Average Speed [km/h]	52.9	70.1	65.3	63.8	60.0
Top Speed [km/h]	71.3	72.1	68.5	65.1	62.5
Avg. Dist. to Rail [m]	4.1	2.1	2.1	4.2	5.0
Avg. Stride Freq. [Hz]	2.5	2.6	2.6	2.5	2.5
Avg. Stride Length [m]	5.9	7.4	7.0	7.0	6.8



[ ] Ranking at each section and finish  
-:-:- No data available at this section  
NA No data available

Horse/Jockey Name	WHOOPS A DAISY/Jessica Tzaferis
Finish Rank	5
Fastest Section Time (Section)	0:10.37 (L800)
Top Speed [km/h] (Section)	73.5 (Overall)
Race State	Finished



Morphettville Parks SA - Professional

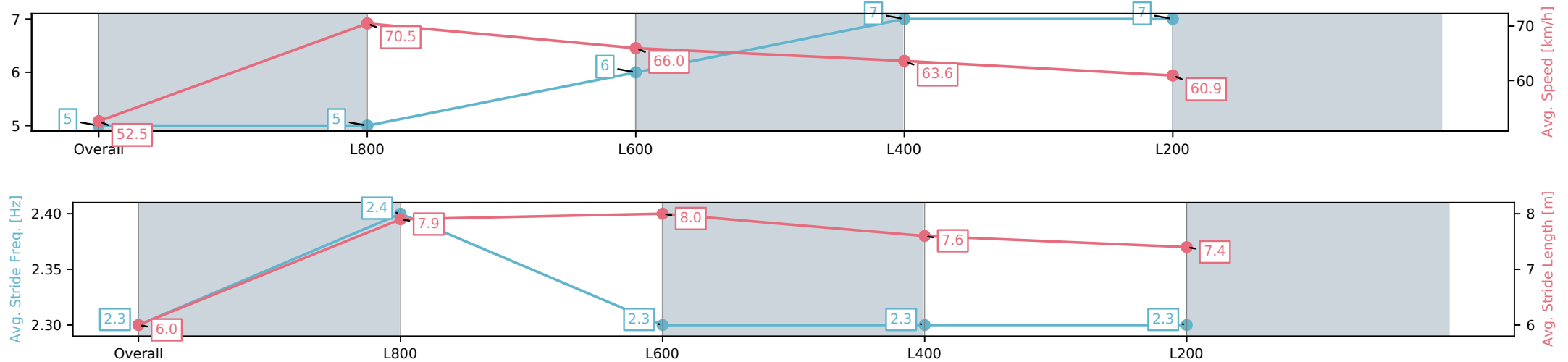
Race 6: Dominant Handicap - 1000m

22 March 2025 - 3:28PM

Track Rating: Good 4, Weather: Fine, Rail Position: True



Section	Overall	L800	L600	L400	L200
Section Times	0:58.50[5] (0:13.70)	0:44.80[5] (0:10.37)	0:34.43[6] (0:11.18)	0:23.25[7] (0:11.46)	0:11.79[7] (0:11.79)
Average Speed [km/h]	52.5	70.5	66.0	63.6	60.9
Top Speed [km/h]	73.5	73.5	68.3	65.2	62.3
Avg. Dist. to Rail [m]	10.0	6.4	4.6	8.4	12.3
Avg. Stride Freq. [Hz]	2.3	2.4	2.3	2.3	2.3
Avg. Stride Length [m]	6.0	7.9	8.0	7.6	7.4



[ ] Ranking at each section and finish  
-:-:- No data available at this section  
NA No data available

Horse/Jockey Name	SHARENDIPITY/Manoel Nunes
Finish Rank	6
Fastest Section Time (Section)	0:10.27 (L800)
Top Speed [km/h] (Section)	72.5 (Overall)
Race State	Finished



Morphettville Parks SA - Professional

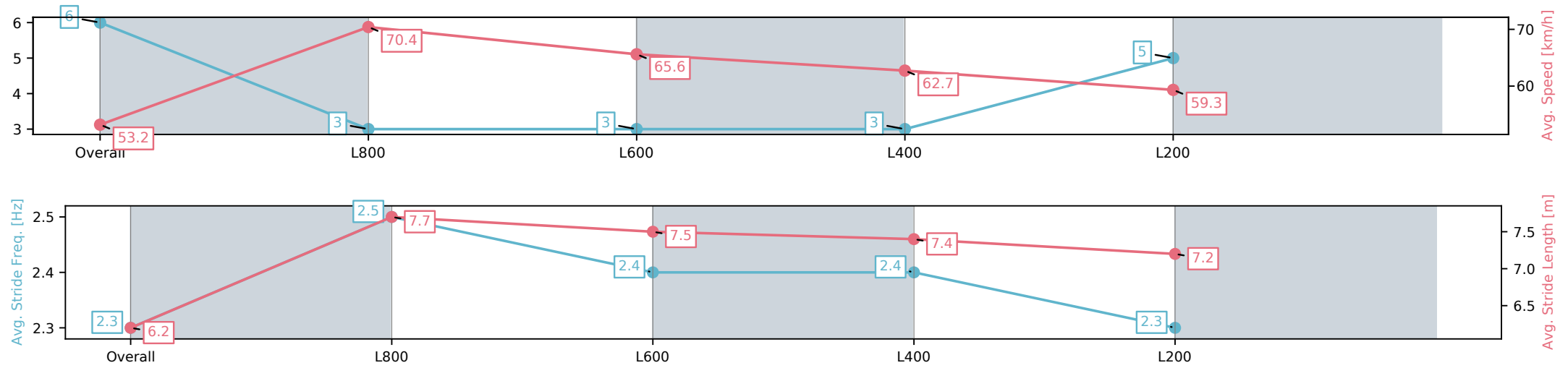
Race 6: Dominant Handicap - 1000m

22 March 2025 - 3:28PM

Track Rating: Good 4, Weather: Fine, Rail Position: True



Section	Overall	L800	L600	L400	L200
Section Times	0:58.62[6] (0:13.55)	0:45.07[3] (0:10.27)	0:34.80[3] (0:11.15)	0:23.65[3] (0:11.56)	0:12.09[5] (0:12.09)
Average Speed [km/h]	53.2	70.4	65.6	62.7	59.3
Top Speed [km/h]	72.1	72.5	69.0	64.4	61.3
Avg. Dist. to Rail [m]	4.5	2.5	2.7	5.7	7.5
Avg. Stride Freq. [Hz]	2.3	2.5	2.4	2.4	2.3
Avg. Stride Length [m]	6.2	7.7	7.5	7.4	7.2



[ ] Ranking at each section and finish  
-:-:- No data available at this section  
NA No data available



Horse/Jockey Name	BOLTONOVA/Matthew Chadwick
Finish Rank	7
Fastest Section Time (Section)	0:10.28 (L800)
Top Speed [km/h] (Section)	74.4 (Overall)
Race State	Finished



Morphettville Parks SA - Professional

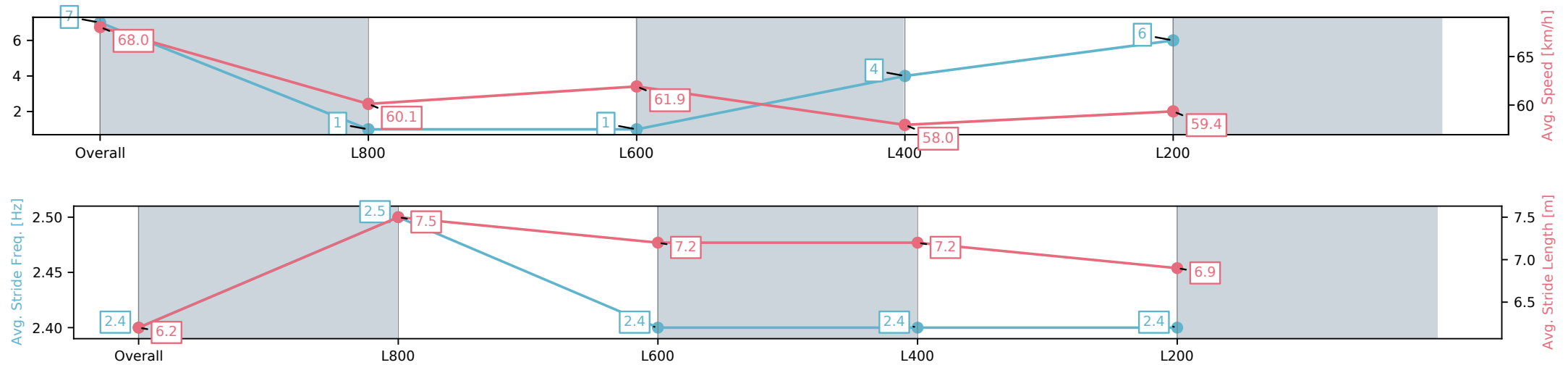
Race 6: Dominant Handicap - 1000m

22 March 2025 - 3:28PM

Track Rating: Good 4, Weather: Fine, Rail Position: True



Section	Overall	L800	L600	L400	L200
Section Times	0:58.72[7] (0:13.46)	0:45.26[1] (0:10.28)	0:34.97[1] (0:11.24)	0:23.73[4] (0:11.64)	0:12.09[6] (0:12.09)
Average Speed [km/h]	68.0	60.1	61.9	58.0	59.4
Top Speed [km/h]	71.8	74.4	68.1	64.0	61.0
Avg. Dist. to Rail [m]	6.7	4.9	4.5	7.0	9.2
Avg. Stride Freq. [Hz]	2.4	2.5	2.4	2.4	2.4
Avg. Stride Length [m]	6.2	7.5	7.2	7.2	6.9



[ ] Ranking at each section and finish  
-:-:- No data available at this section  
NA No data available

Horse/Jockey Name	INTACTO/Stacey Metcalfe
Finish Rank	8
Fastest Section Time (Section)	0:10.63 (L800)
Top Speed [km/h] (Section)	70.1 (Overall)
Race State	Finished



Morphettville Parks SA - Professional

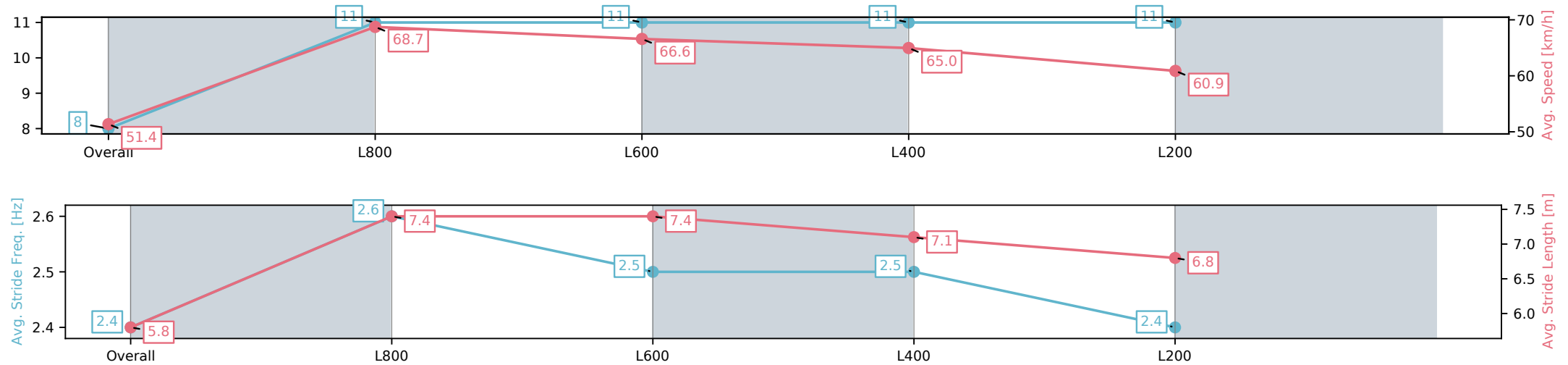
Race 6: Dominant Handicap - 1000m

22 March 2025 - 3:28PM

Track Rating: Good 4, Weather: Fine, Rail Position: True



Section	Overall	L800	L600	L400	L200
Section Times	0:58.78[8] (0:14.01)	0:44.77[11] (0:10.63)	0:34.14[11] (0:11.12)	0:23.02[11] (0:11.25)	0:11.77[11] (0:11.77)
Average Speed [km/h]	51.4	68.7	66.6	65.0	60.9
Top Speed [km/h]	68.5	70.1	68.2	66.0	63.8
Avg. Dist. to Rail [m]	12.3	6.4	5.3	9.3	14.9
Avg. Stride Freq. [Hz]	2.4	2.6	2.5	2.5	2.4
Avg. Stride Length [m]	5.8	7.4	7.4	7.1	6.8



[ ] Ranking at each section and finish  
-:-:- No data available at this section  
NA No data available

Horse/Jockey Name	THE INEOS/Tianni Chapman
Finish Rank	9
Fastest Section Time (Section)	0:10.56 (L800)
Top Speed [km/h] (Section)	70.0 (Overall)
Race State	Finished



Morphettville Parks SA - Professional

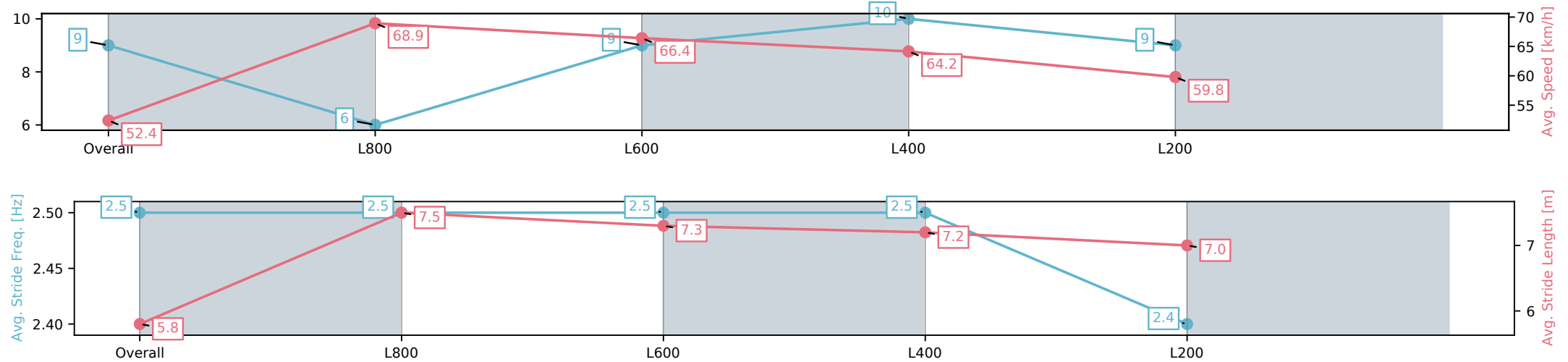
Race 6: Dominant Handicap - 1000m

22 March 2025 - 3:28PM

Track Rating: Good 4, Weather: Fine, Rail Position: True



Section	Overall	L800	L600	L400	L200
Section Times	0:58.89[9] (0:13.76)	0:45.13[6] (0:10.56)	0:34.56[9] (0:11.22)	0:23.34[10] (0:11.34)	0:12.00[9] (0:12.00)
Average Speed [km/h]	52.4	68.9	66.4	64.2	59.8
Top Speed [km/h]	69.1	70.0	67.4	66.4	61.7
Avg. Dist. to Rail [m]	9.1	4.8	5.9	6.9	6.9
Avg. Stride Freq. [Hz]	2.5	2.5	2.5	2.5	2.4
Avg. Stride Length [m]	5.8	7.5	7.3	7.2	7.0



[ ] Ranking at each section and finish  
-:-:- No data available at this section  
NA No data available

Horse/Jockey Name	CHAMPAGNE EFFORT/Kayla Crowther
Finish Rank	10
Fastest Section Time (Section)	0:10.37 (L800)
Top Speed [km/h] (Section)	72.0 (Overall)
Race State	Finished



Morphettville Parks SA - Professional

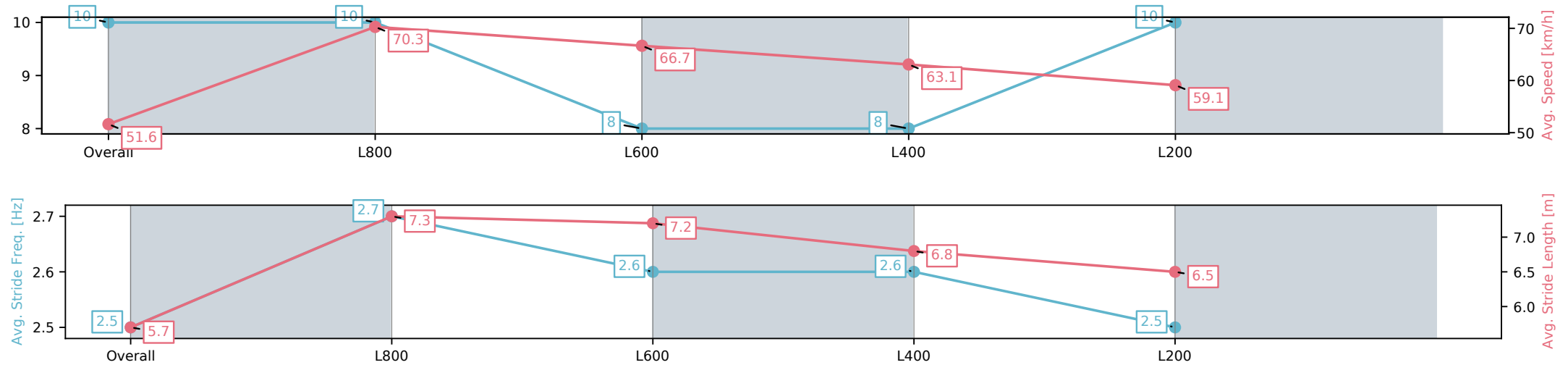
Race 6: Dominant Handicap - 1000m

22 March 2025 - 3:28PM

Track Rating: Good 4, Weather: Fine, Rail Position: True



Section	Overall	L800	L600	L400	L200
Section Times	0:59.06[10] (0:13.94)	0:45.12[10] (0:10.37)	0:34.75[8] (0:11.06)	0:23.69[8] (0:11.56)	0:12.13[10] (0:12.13)
Average Speed [km/h]	51.6	70.3	66.7	63.1	59.1
Top Speed [km/h]	70.3	72.0	69.0	65.1	62.2
Avg. Dist. to Rail [m]	10.1	5.4	4.3	8.3	11.6
Avg. Stride Freq. [Hz]	2.5	2.7	2.6	2.6	2.5
Avg. Stride Length [m]	5.7	7.3	7.2	6.8	6.5



[ ] Ranking at each section and finish  
-:-:- No data available at this section  
NA No data available

Horse/Jockey Name	SIMPLY LUSCIOUS/Liam Riordan
Finish Rank	11
Fastest Section Time (Section)	0:10.31 (L800)
Top Speed [km/h] (Section)	71.4 (Overall)
Race State	Finished



Morphettville Parks SA - Professional

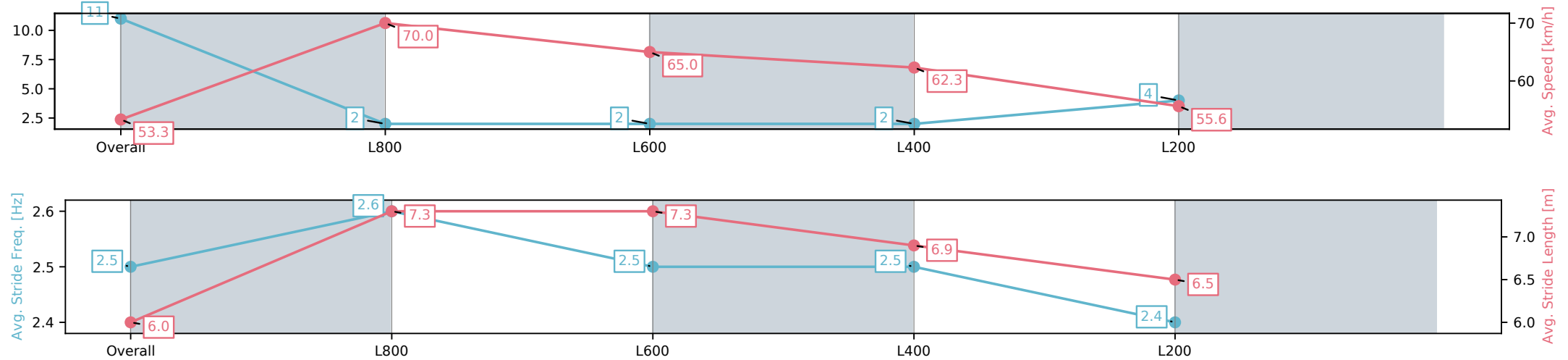
Race 6: Dominant Handicap - 1000m

22 March 2025 - 3:28PM

Track Rating: Good 4, Weather: Fine, Rail Position: True



Section	Overall	L800	L600	L400	L200
Section Times	0:59.43[11] (0:13.49)	0:45.94[2] (0:10.31)	0:35.63[2] (0:11.14)	0:24.49[2] (0:11.59)	0:12.90[4] (0:12.90)
Average Speed [km/h]	53.3	70.0	65.0	62.3	55.6
Top Speed [km/h]	69.8	71.4	68.3	64.1	59.8
Avg. Dist. to Rail [m]	2.3	1.2	1.1	1.7	2.5
Avg. Stride Freq. [Hz]	2.5	2.6	2.5	2.5	2.4
Avg. Stride Length [m]	6.0	7.3	7.3	6.9	6.5



[ ] Ranking at each section and finish  
-:-:- No data available at this section  
NA No data available