



RACINGSA

Morphettville Parks SA

Race 2: Thomas Farms Handicap - 1000m

22 March 2025 - 1:04PM



Morphettville

Track Rating: Good 4, Weather: Fine, Rail Position: True

Section	Overall	L800	L600	L400	L200
Field Times	0:58.56 (0:13.59)	0:44.98 (0:10.19)	0:34.80 (0:11.11)	0:23.68 (0:11.67)	0:12.01 (0:12.01)

Position	#	Horse/Jockey	Barrier	Top Speed [km/h]	Fastest Section	First 400m	Overall	L800	L600	L400	L200	Margin	Distance Travelled From Winner [m]
1	11	FROTHY MACAW Jacob Opperman	6	69.2	0:10.50	0:24.42	0:58.57 (0:13.92)	0:44.65 [5] (0:10.50)	0:34.15 [6] (0:10.85)	0:23.30 [5] (0:11.41)	0:11.89 [2] (0:11.89)	0:58.57	
2	4	SAFE BET Manoel Nunes	7	72.3	0:10.16	0:24.12	0:58.65 (0:13.96)	0:44.69 [6] (0:10.16)	0:34.53 [3] (0:11.06)	0:23.47 [3] (0:11.56)	0:11.90 [5] (0:11.90)	0.54L	-2
3	10	KISSES FOREVER Stacey Metcalfe	2	72.5	0:10.13	0:23.77	0:58.92 (0:13.64)	0:45.28 [3] (0:10.13)	0:35.15 [1] (0:11.11)	0:24.04 [1] (0:11.67)	0:12.37 [1] (0:12.37)	2.22L	-1
4	8	FIABESCA Taylor Johnstone	10	72.4	0:10.26	0:24.49	0:58.98 (0:14.23)	0:44.75 [9] (0:10.26)	0:34.49 [7] (0:10.82)	0:23.67 [6] (0:11.44)	0:12.23 [4] (0:12.23)	2.57L	+9
5	7	DAMELLI Kayla Crowther	3	70.6	0:10.36	0:24.65	0:59.09 (0:14.28)	0:44.80 [10] (0:10.36)	0:34.44 [8] (0:10.70)	0:23.74 [7] (0:11.38)	0:12.36 [3] (0:12.36)	3.25L	+3
6	3	LYRA STAR Jessica Tzaferis	1	69.2	0:10.56	0:24.33	0:59.18 (0:13.77)	0:45.41 [4] (0:10.56)	0:34.85 [5] (0:11.12)	0:23.73 [8] (0:11.51)	0:12.22 [6] (0:12.22)	3.84L	+2
7	12	SHADY PRINCESS Felicity Atkinson	4	73.5	0:10.67	0:24.85	0:59.23 (0:14.18)	0:45.05 [7] (0:10.67)	0:34.38 [9] (0:10.97)	0:23.41 [10] (0:11.39)	0:12.02 [9] (0:12.02)	4.17L	+3
8	1	GAZZ Todd Pannell	11	69.5	0:10.50	0:24.13	0:59.58 (0:13.63)	0:45.95 [2] (0:10.50)	0:35.45 [4] (0:11.09)	0:24.36 [4] (0:11.79)	0:12.57 [7] (0:12.56)	6.37L	+8
9	9	JUSTA VOUCHER Teagan Voorham	5	68.9	0:10.66	0:24.88	0:59.59 (0:14.22)	0:45.37 [8] (0:10.66)	0:34.71 [10] (0:10.87)	0:23.84 [9] (0:11.50)	0:12.34 [10] (0:12.34)	6.4L	+4
10	5	SUPER SAM Ben Price	9	68.6	0:10.69	0:25.49	1:00.04 (0:14.80)	0:45.24 [11] (0:10.69)	0:34.55 [11] (0:11.08)	0:23.47 [11] (0:11.43)	0:12.04 [11] (0:12.04)	9.25L	-2

Scratched: Kelorik (#6)

Report Created: Sat 22 March 2025 14:15:40 GMT+11 (Note: Timing is based on positional data)

- [] Position in running at each section and finish
- #: Saddle cloth number
- :--:-- No data available at this section
- DNF Did not finish
- NA No data available
- DNT Did not track
- █ Background shading for fastest section



RACINGSA

Morphettville Parks SA
Race 2: Thomas Farms Handicap - 1000m
22 March 2025 - 1:04PM



Morphettville

Track Rating: Good 4, Weather: Fine, Rail Position: True

Section	Overall	L800	L600	L400	L200
Field Times	0:58.56 (0:13.59)	0:44.98 (0:10.19)	0:34.80 (0:11.11)	0:23.68 (0:11.67)	0:12.01 (0:12.01)

Position	#	Horse/Jockey	Barrier	Top Speed [km/h]	Fastest Section	First 400m	Overall	L800	L600	L400	L200	Margin	Distance Travelled From Winner [m]
11	2	DURHAM LEGACY	8	77.0	0:10.23	0:23.81	1:00.61	0:47.03 [1]	0:36.80 [2]	0:25.62 [2]	0:13.57 [8]	12.77L	+4
		Liam Riordan		1000-800	800-600		(0:13.57)	(0:10.23)	(0:11.18)	(0:12.05)	(0:13.56)		

Scratched: Kelorik (#6)

- [] Position in running at each section and finish
- #: Saddle cloth number
- :-:-- No data available at this section
- DNF Did not finish
- NA No data available
- DNT Did not track
- █ Background shading for fastest section

Horse/Jockey Name	FROTHY MACAW/Jacob Opperman
Finish Rank	1
Fastest Section Time (Section)	0:10.50 (L800)
Top Speed [km/h] (Section)	69.2 (Overall)
Race State	Finished



Morphettville Parks SA - Professional

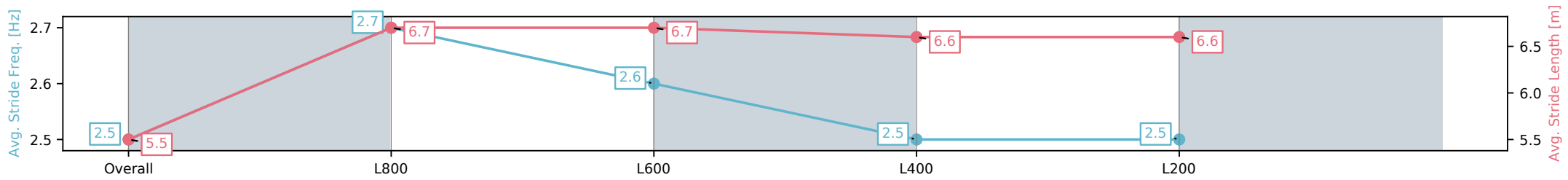
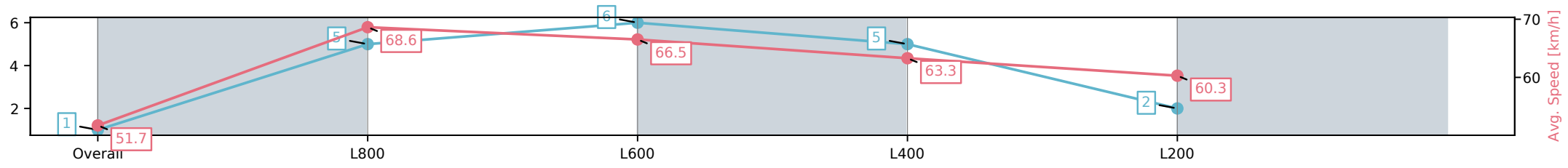
Race 2: Thomas Farms Handicap - 1000m

22 March 2025 - 1:04PM

Track Rating: Good 4, Weather: Fine, Rail Position: True



Section	Overall	L800	L600	L400	L200
Section Times	0:58.57[1] (0:13.92)	0:44.65[5] (0:10.50)	0:34.15[6] (0:10.85)	0:23.30[5] (0:11.41)	0:11.89[2] (0:11.89)
Average Speed [km/h]	51.7	68.6	66.5	63.3	60.3
Top Speed [km/h]	69.0	69.2	67.7	64.3	62.7
Avg. Dist. to Rail [m]	4.5	1.1	0.4	2.3	3.7
Avg. Stride Freq. [Hz]	2.5	2.7	2.6	2.5	2.5
Avg. Stride Length [m]	5.5	6.7	6.7	6.6	6.6



[] Ranking at each section and finish
 -:-:- No data available at this section
 NA No data available

Horse/Jockey Name	SAFE BET/Manoel Nunes
Finish Rank	2
Fastest Section Time (Section)	0:10.16 (L800)
Top Speed [km/h] (Section)	72.3 (Overall)
Race State	Finished



Morphettville Parks SA - Professional

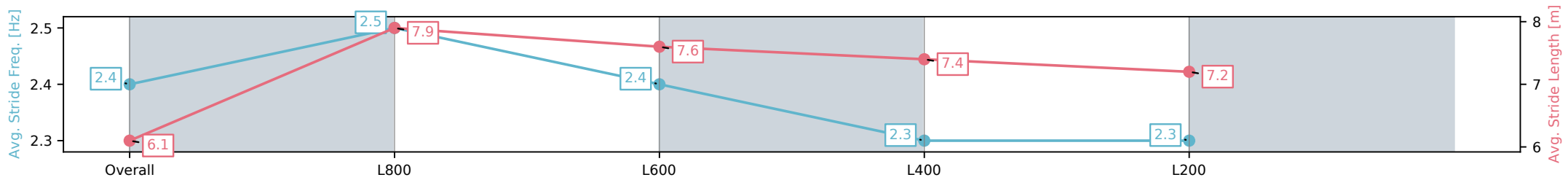
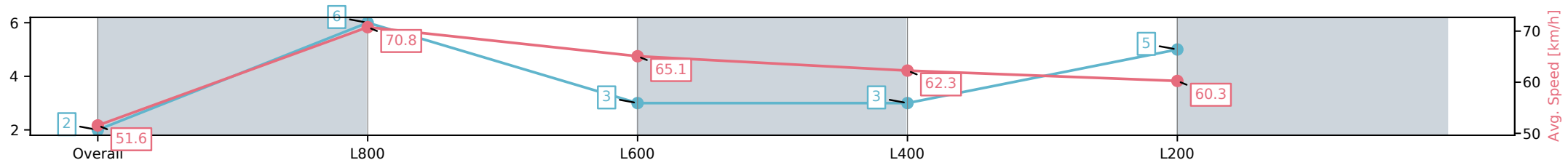
Race 2: Thomas Farms Handicap - 1000m

22 March 2025 - 1:04PM

Track Rating: Good 4, Weather: Fine, Rail Position: True



Section	Overall	L800	L600	L400	L200
Section Times	0:58.65[2] (0:13.96)	0:44.69[6] (0:10.16)	0:34.53[3] (0:11.06)	0:23.47[3] (0:11.56)	0:11.90[5] (0:11.90)
Average Speed [km/h]	51.6	70.8	65.1	62.3	60.3
Top Speed [km/h]	70.8	72.3	68.6	63.4	61.8
Avg. Dist. to Rail [m]	6.6	1.4	0.5	1.1	1.9
Avg. Stride Freq. [Hz]	2.4	2.5	2.4	2.3	2.3
Avg. Stride Length [m]	6.1	7.9	7.6	7.4	7.2



[] Ranking at each section and finish
 -:-:- No data available at this section
 NA No data available

Horse/Jockey Name	KISSES FOREVER/Stacey Metcalfe
Finish Rank	3
Fastest Section Time (Section)	0:10.13 (L800)
Top Speed [km/h] (Section)	72.5 (Overall)
Race State	Finished



Morphettville Parks SA - Professional

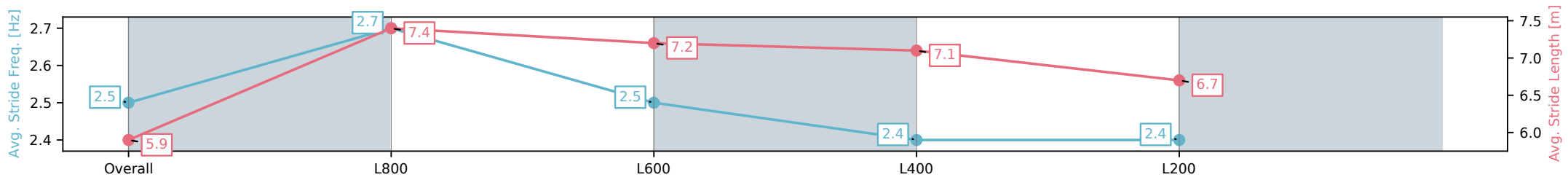
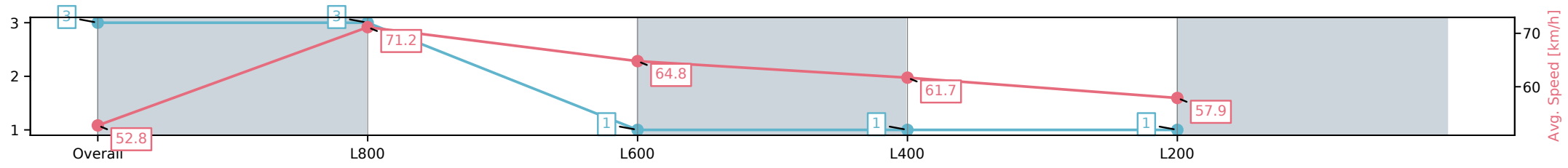
Race 2: Thomas Farms Handicap - 1000m

22 March 2025 - 1:04PM

Track Rating: Good 4, Weather: Fine, Rail Position: True



Section	Overall	L800	L600	L400	L200
Section Times	0:58.92[3] (0:13.64)	0:45.28[3] (0:10.13)	0:35.15[1] (0:11.11)	0:24.04[1] (0:11.67)	0:12.37[1] (0:12.37)
Average Speed [km/h]	52.8	71.2	64.8	61.7	57.9
Top Speed [km/h]	69.4	72.5	67.3	62.9	61.2
Avg. Dist. to Rail [m]	3.3	0.9	0.3	0.5	1.2
Avg. Stride Freq. [Hz]	2.5	2.7	2.5	2.4	2.4
Avg. Stride Length [m]	5.9	7.4	7.2	7.1	6.7



[] Ranking at each section and finish
 -:-:- No data available at this section
 NA No data available

Horse/Jockey Name	FIABESCA/Taylor Johnstone
Finish Rank	4
Fastest Section Time (Section)	0:10.26 (L800)
Top Speed [km/h] (Section)	72.4 (Overall)
Race State	Finished



Morphettville Parks SA - Professional

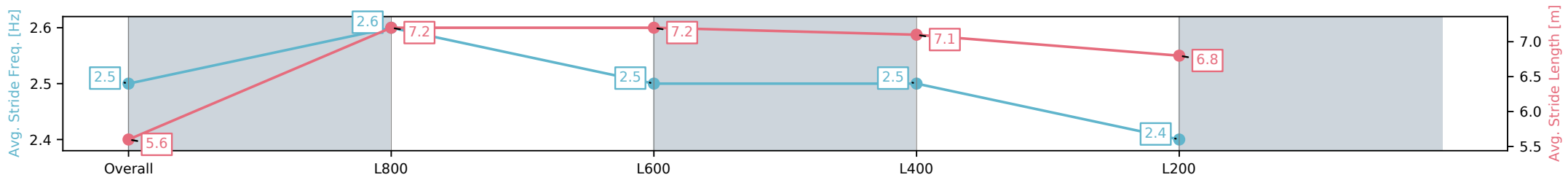
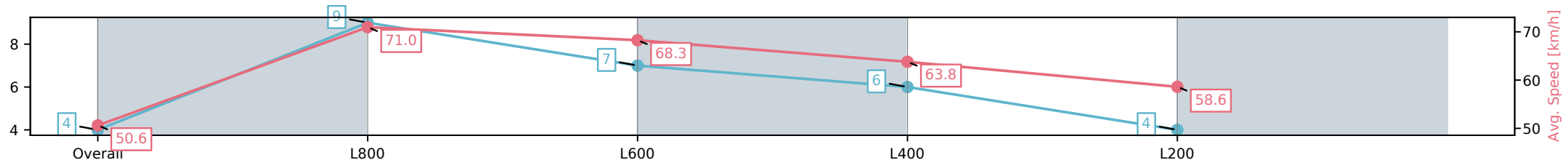
Race 2: Thomas Farms Handicap - 1000m

22 March 2025 - 1:04PM

Track Rating: Good 4, Weather: Fine, Rail Position: True



Section	Overall	L800	L600	L400	L200
Section Times	0:58.98[4] (0:14.23)	0:44.75[9] (0:10.26)	0:34.49[7] (0:10.82)	0:23.67[6] (0:11.44)	0:12.23[4] (0:12.23)
Average Speed [km/h]	50.6	71.0	68.3	63.8	58.6
Top Speed [km/h]	72.0	72.4	69.4	66.5	61.7
Avg. Dist. to Rail [m]	10.1	4.8	4.7	6.2	6.8
Avg. Stride Freq. [Hz]	2.5	2.6	2.5	2.5	2.4
Avg. Stride Length [m]	5.6	7.2	7.2	7.1	6.8



- [] Ranking at each section and finish
- :-:- No data available at this section
- NA No data available

Horse/Jockey Name	DAMELLI/Kayla Crowther
Finish Rank	5
Fastest Section Time (Section)	0:10.36 (L800)
Top Speed [km/h] (Section)	70.6 (Overall)
Race State	Finished



Morphettville Parks SA - Professional

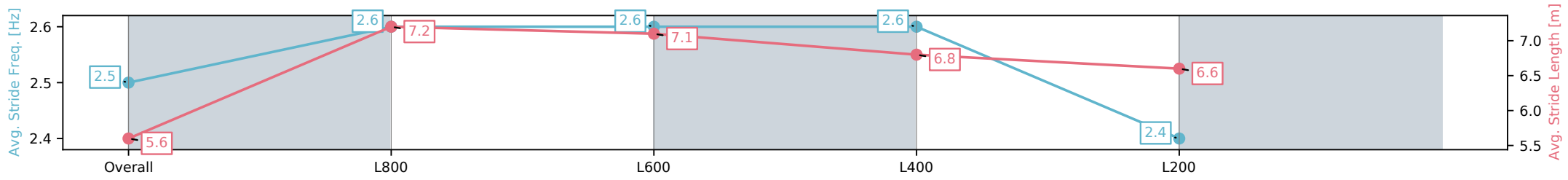
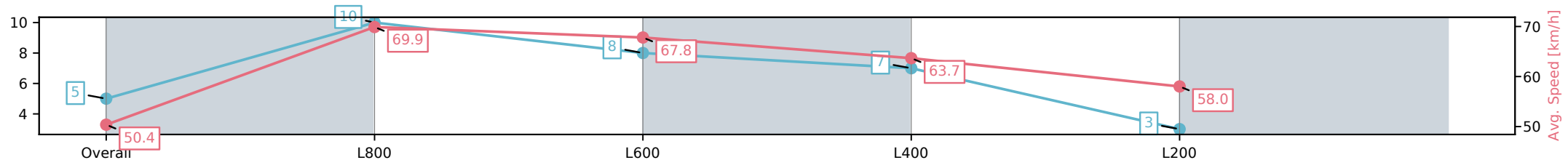
Race 2: Thomas Farms Handicap - 1000m

22 March 2025 - 1:04PM

Track Rating: Good 4, Weather: Fine, Rail Position: True



Section	Overall	L800	L600	L400	L200
Section Times	0:59.09[5] (0:14.28)	0:44.80[10] (0:10.36)	0:34.44[8] (0:10.70)	0:23.74[7] (0:11.38)	0:12.36[3] (0:12.36)
Average Speed [km/h]	50.4	69.9	67.8	63.7	58.0
Top Speed [km/h]	68.6	70.6	69.3	66.4	61.0
Avg. Dist. to Rail [m]	3.5	2.5	1.4	3.9	4.1
Avg. Stride Freq. [Hz]	2.5	2.6	2.6	2.6	2.4
Avg. Stride Length [m]	5.6	7.2	7.1	6.8	6.6



[] Ranking at each section and finish
 -:-:- No data available at this section
 NA No data available

Horse/Jockey Name	LYRA STAR/Jessica Tzaferis
Finish Rank	6
Fastest Section Time (Section)	0:10.56 (L800)
Top Speed [km/h] (Section)	69.2 (Overall)
Race State	Finished



Morphettville Parks SA - Professional

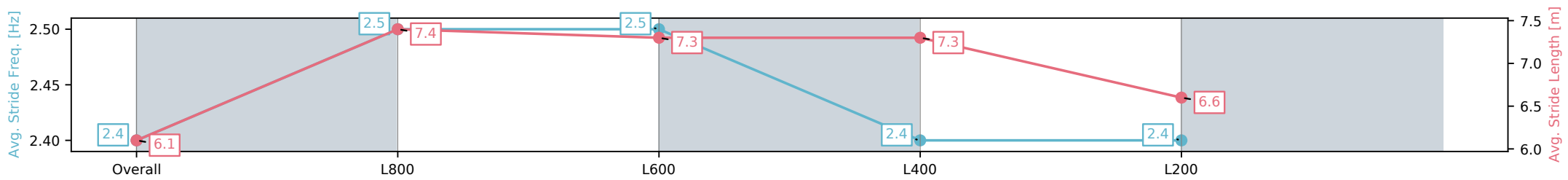
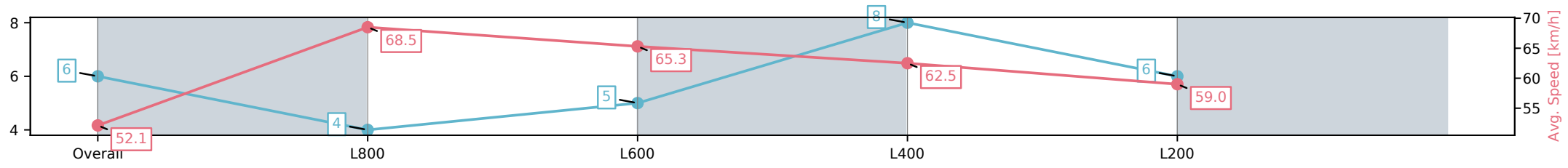
Race 2: Thomas Farms Handicap - 1000m

22 March 2025 - 1:04PM

Track Rating: Good 4, Weather: Fine, Rail Position: True



Section	Overall	L800	L600	L400	L200
Section Times	0:59.18[6] (0:13.77)	0:45.41[4] (0:10.56)	0:34.85[5] (0:11.12)	0:23.73[8] (0:11.51)	0:12.22[6] (0:12.22)
Average Speed [km/h]	52.1	68.5	65.3	62.5	59.0
Top Speed [km/h]	67.5	69.2	67.0	64.4	63.3
Avg. Dist. to Rail [m]	2.1	1.4	1.7	3.3	3.1
Avg. Stride Freq. [Hz]	2.4	2.5	2.5	2.4	2.4
Avg. Stride Length [m]	6.1	7.4	7.3	7.3	6.6



[] Ranking at each section and finish
 -:-:- No data available at this section
 NA No data available

Horse/Jockey Name	SHADY PRINCESS/Felicity Atkinson
Finish Rank	7
Fastest Section Time (Section)	0:10.67 (L800)
Top Speed [km/h] (Section)	73.5 (Overall)
Race State	Finished



Morphettville Parks SA - Professional

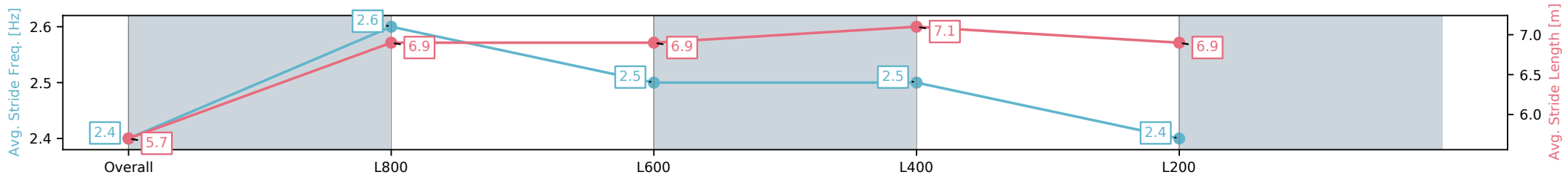
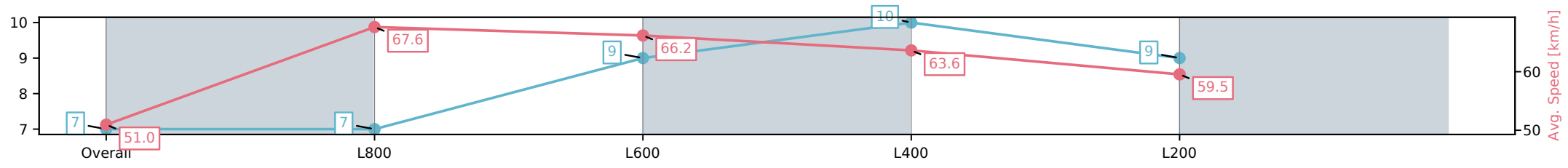
Race 2: Thomas Farms Handicap - 1000m

22 March 2025 - 1:04PM

Track Rating: Good 4, Weather: Fine, Rail Position: True



Section	Overall	L800	L600	L400	L200
Section Times	0:59.23[7] (0:14.18)	0:45.05[7] (0:10.67)	0:34.38[9] (0:10.97)	0:23.41[10] (0:11.39)	0:12.02[9] (0:12.02)
Average Speed [km/h]	51.0	67.6	66.2	63.6	59.5
Top Speed [km/h]	73.5	68.3	66.7	65.0	61.0
Avg. Dist. to Rail [m]	4.8	1.3	1.5	3.8	6.8
Avg. Stride Freq. [Hz]	2.4	2.6	2.5	2.5	2.4
Avg. Stride Length [m]	5.7	6.9	6.9	7.1	6.9



- [] Ranking at each section and finish
- :-:- No data available at this section
- NA No data available

Horse/Jockey Name	GAZZ/Todd Pannell
Finish Rank	8
Fastest Section Time (Section)	0:10.50 (L800)
Top Speed [km/h] (Section)	69.5 (Overall)
Race State	Finished



Morphettville Parks SA - Professional

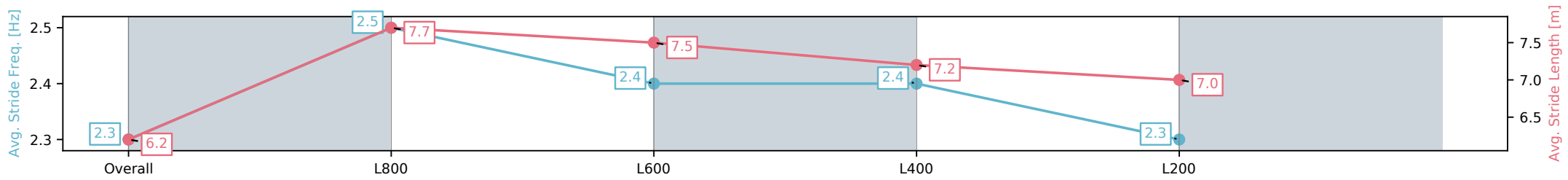
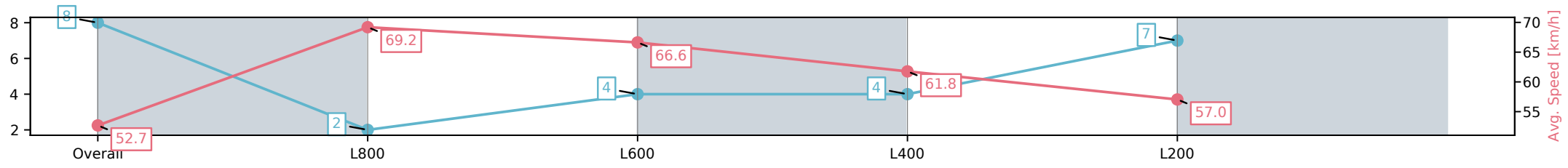
Race 2: Thomas Farms Handicap - 1000m

22 March 2025 - 1:04PM

Track Rating: Good 4, Weather: Fine, Rail Position: True



Section	Overall	L800	L600	L400	L200
Section Times	0:59.58[8] (0:13.63)	0:45.95[2] (0:10.50)	0:35.45[4] (0:11.09)	0:24.36[4] (0:11.79)	0:12.57[7] (0:12.56)
Average Speed [km/h]	52.7	69.2	66.6	61.8	57.0
Top Speed [km/h]	69.0	69.5	67.9	64.4	59.8
Avg. Dist. to Rail [m]	11.0	4.9	4.6	5.0	4.6
Avg. Stride Freq. [Hz]	2.3	2.5	2.4	2.4	2.3
Avg. Stride Length [m]	6.2	7.7	7.5	7.2	7.0



- [] Ranking at each section and finish
- :-:- No data available at this section
- NA No data available

Horse/Jockey Name	JUSTA VOUCHER/Teagan Voorham
Finish Rank	9
Fastest Section Time (Section)	0:10.66 (L800)
Top Speed [km/h] (Section)	68.9 (Overall)
Race State	Finished



Morphettville Parks SA - Professional

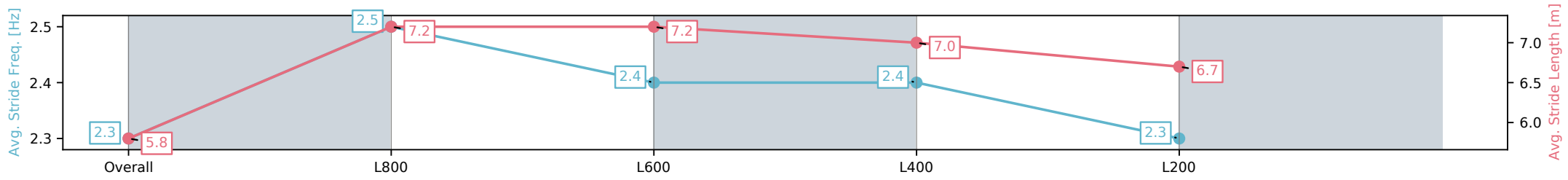
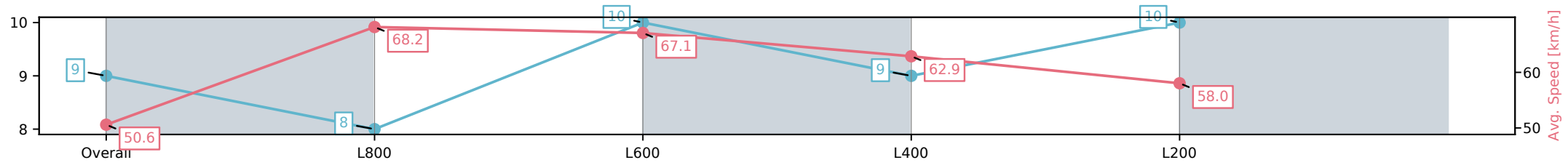
Race 2: Thomas Farms Handicap - 1000m

22 March 2025 - 1:04PM

Track Rating: Good 4, Weather: Fine, Rail Position: True



Section	Overall	L800	L600	L400	L200
Section Times	0:59.59[9] (0:14.22)	0:45.37[8] (0:10.66)	0:34.71[10] (0:10.87)	0:23.84[9] (0:11.50)	0:12.34[10] (0:12.34)
Average Speed [km/h]	50.6	68.2	67.1	62.9	58.0
Top Speed [km/h]	68.9	68.9	67.7	65.3	60.7
Avg. Dist. to Rail [m]	6.6	3.1	2.1	4.0	7.3
Avg. Stride Freq. [Hz]	2.3	2.5	2.4	2.4	2.3
Avg. Stride Length [m]	5.8	7.2	7.2	7.0	6.7



[] Ranking at each section and finish
 -:-:- No data available at this section
 NA No data available

Horse/Jockey Name	SUPER SAM/Ben Price
Finish Rank	10
Fastest Section Time (Section)	0:10.69 (L800)
Top Speed [km/h] (Section)	68.6 (Overall)
Race State	Finished



Morphettville Parks SA - Professional

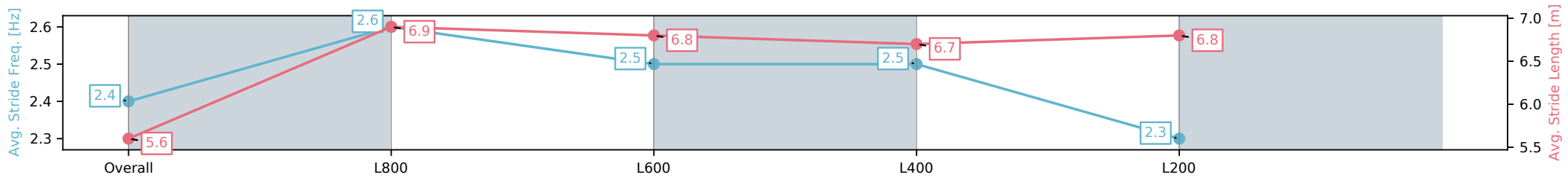

Race 2: Thomas Farms Handicap - 1000m

22 March 2025 - 1:04PM

Track Rating: Good 4, Weather: Fine, Rail Position: True



Section	Overall	L800	L600	L400	L200
Section Times	1:00.04[10] (0:14.80)	0:45.24[11] (0:10.69)	0:34.55[11] (0:11.08)	0:23.47[11] (0:11.43)	0:12.04[11] (0:12.04)
Average Speed [km/h]	48.7	67.7	64.5	62.9	59.6
Top Speed [km/h]	67.2	68.6	65.9	63.5	62.7
Avg. Dist. to Rail [m]	8.9	3.0	0.9	1.7	6.0
Avg. Stride Freq. [Hz]	2.4	2.6	2.5	2.5	2.3
Avg. Stride Length [m]	5.6	6.9	6.8	6.7	6.8



- [] Ranking at each section and finish
- :-:- No data available at this section
- NA No data available

Horse/Jockey Name	DURHAM LEGACY/Liam Riordan
Finish Rank	11
Fastest Section Time (Section)	0:10.23 (L800)
Top Speed [km/h] (Section)	77.0 (Overall)
Race State	Finished



Morphettville Parks SA - Professional

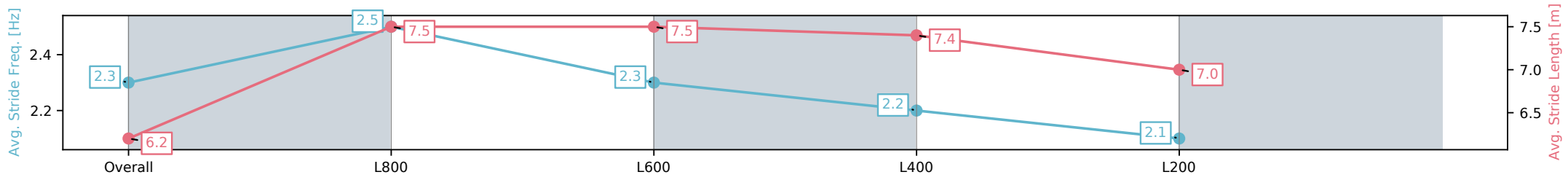
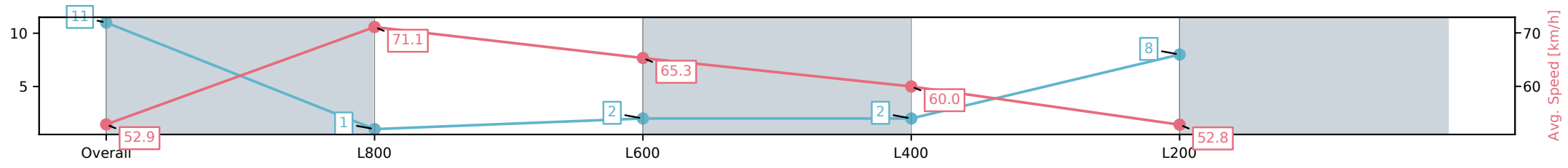
Race 2: Thomas Farms Handicap - 1000m

22 March 2025 - 1:04PM

Track Rating: Good 4, Weather: Fine, Rail Position: True



Section	Overall	L800	L600	L400	L200
Section Times	1:00.61[11] (0:13.57)	0:47.03[1] (0:10.23)	0:36.80[2] (0:11.18)	0:25.62[2] (0:12.05)	0:13.57[8] (0:13.56)
Average Speed [km/h]	52.9	71.1	65.3	60.0	52.8
Top Speed [km/h]	77.0	75.5	67.7	62.9	55.6
Avg. Dist. to Rail [m]	9.1	3.6	2.5	2.5	3.5
Avg. Stride Freq. [Hz]	2.3	2.5	2.3	2.2	2.1
Avg. Stride Length [m]	6.2	7.5	7.5	7.4	7.0



[] Ranking at each section and finish
 -:-:- No data available at this section
 NA No data available