



**Morphettville Parks SA**  
**Race 1: Sportsbet Jockey Watch Handicap (Heat of Festival State Sprint Series) - 1000m**  
**22 March 2025 - 12:28PM**

Track Rating: Good 4, Weather: Fine, Rail Position: True



**Section  
Field Times**

							Overall	L800	L600	L400	L200			
							0:57.97 (0:13.73)	0:44.24 (0:10.79)	0:33.45 (0:11.00)	0:22.44 (0:10.94)	0:11.50 (0:11.50)			
Position	#	Horse/Jockey	Barrier	Top Speed [km/h]	Fastest Section	First 400m							Margin	Distance Travelled From Winner [m]
1	10	WADAANA	7	68.6	0:10.79	0:24.52	0:57.97	0:44.24 [1]	0:33.45 [1]	0:22.45 [1]	0:11.51 [1]		0:57.97	
		Felicity Atkinson		1000-800	800-600		(0:13.73)	(0:10.79)	(0:11.00)	(0:10.94)	(0:11.51)			
2	2	SUZIDO	5	68.3	0:10.74	0:24.68	0:57.98	0:44.04 [2]	0:33.30 [2]	0:22.39 [2]	0:11.45 [2]		0.09L	+2
		Tianni Chapman		800-600	800-600		(0:13.94)	(0:10.74)	(0:10.91)	(0:10.94)	(0:11.45)			
3	1	EVERGLADE	1	70.7	0:10.59	0:25.12	0:58.17	0:43.64 [7]	0:33.05 [6]	0:22.15 [5]	0:11.34 [4]		1.29L	+2
		Taylor Johnstone		1000-800	800-600		(0:14.53)	(0:10.59)	(0:10.90)	(0:10.81)	(0:11.34)			
4	8	SISTINE TUNNEL	6	68.4	0:10.69	0:24.70	0:58.41	0:44.40 [3]	0:33.71 [3]	0:22.61 [4]	0:11.70 [3]		2.8L	+6
		Liam Riordan		600-400	800-600		(0:14.01)	(0:10.69)	(0:11.10)	(0:10.91)	(0:11.70)			
5	4	LOTZA BUBBLES	2	69.1	0:10.85	0:25.28	0:58.69	0:44.26 [6]	0:33.41 [7]	0:22.45 [7]	0:11.44 [7]		4.5L	+4
		Matthew Chadwick		800-600	800-600		(0:14.43)	(0:10.85)	(0:10.96)	(0:11.01)	(0:11.44)			
6	9	INNOCENT SIPS	3	68.9	0:10.59	0:24.77	0:58.70	0:44.52 [4]	0:33.93 [4]	0:22.95 [3]	0:11.86 [5]		4.6L	+0
		Teagan Voorham		1000-800	800-600		(0:14.18)	(0:10.59)	(0:10.98)	(0:11.09)	(0:11.86)			
7	6	ELDERBERRY	4	68.3	0:10.80	0:25.07	0:59.20	0:44.93 [5]	0:34.13 [5]	0:23.06 [6]	0:11.98 [6]		7.68L	+5
		Todd Pannell		1000-800	800-600		(0:14.27)	(0:10.80)	(0:11.07)	(0:11.08)	(0:11.98)			

Scratched: Kova (#3), She's Xtravagant (#5), Nextonixs (#7)

Horse/Jockey Name	WADAANA/Felicity Atkinson
Finish Rank	1
Fastest Section Time (Section)	0:10.79 (L800)
Top Speed [km/h] (Section)	68.6 (Overall)
Race State	Finished



Morphettville Parks SA - Professional

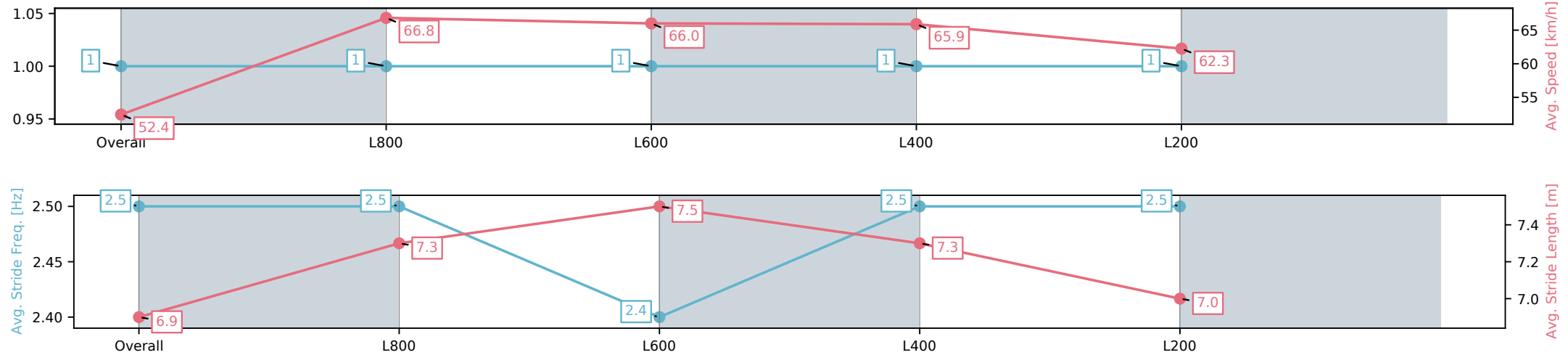
Race 1: Sportsbet Jockey Watch Handicap (Heat of Festival State Sprint Series) - 1000m

22 March 2025 - 12:28PM

Track Rating: Good 4, Weather: Fine, Rail Position: True



Section	Overall	L800	L600	L400	L200
Section Times	0:57.97[1] (0:13.73)	0:44.24[1] (0:10.79)	0:33.45[1] (0:11.00)	0:22.45[1] (0:10.94)	0:11.51[1] (0:11.51)
Average Speed [km/h]	52.4	66.8	66.0	65.9	62.3
Top Speed [km/h]	68.6	68.5	66.8	66.9	64.8
Avg. Dist. to Rail [m]	8.4	2.0	1.2	0.7	1.2
Avg. Stride Freq. [Hz]	2.5	2.5	2.4	2.5	2.5
Avg. Stride Length [m]	6.9	7.3	7.5	7.3	7.0



[ ] Ranking at each section and finish  
-:-:- No data available at this section  
NA No data available

Horse/Jockey Name	SUZIDO/Tianni Chapman
Finish Rank	2
Fastest Section Time (Section)	0:10.74 (L800)
Top Speed [km/h] (Section)	68.3 (L800)
Race State	Finished



Morphettville Parks SA - Professional

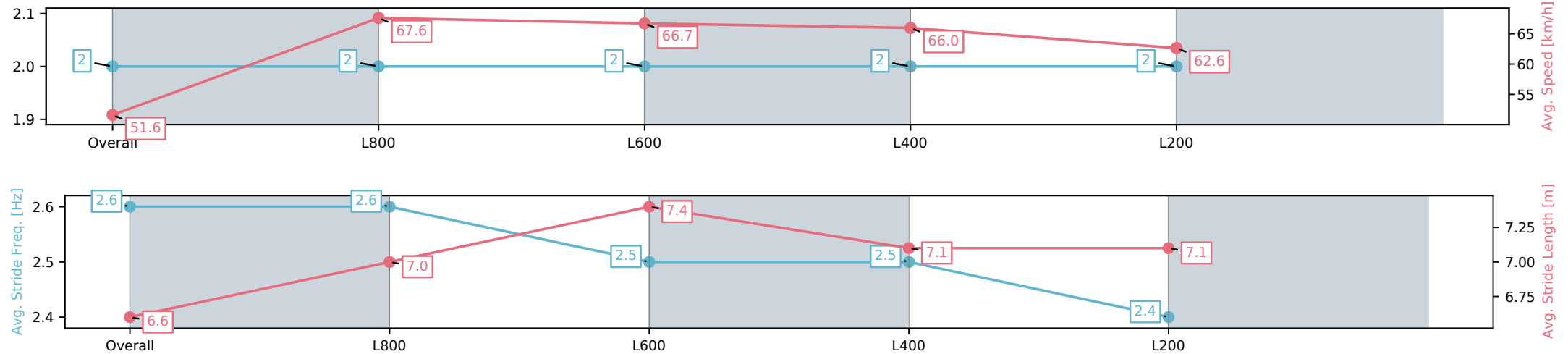
Race 1: Sportsbet Jockey Watch Handicap (Heat of Festival State Sprint Series) - 1000m

22 March 2025 - 12:28PM

Track Rating: Good 4, Weather: Fine, Rail Position: True



Section	Overall	L800	L600	L400	L200
Section Times	0:57.98[2] (0:13.94)	0:44.04[2] (0:10.74)	0:33.30[2] (0:10.91)	0:22.39[2] (0:10.94)	0:11.45[2] (0:11.45)
Average Speed [km/h]	51.6	67.6	66.7	66.0	62.6
Top Speed [km/h]	67.8	68.2	68.3	67.1	65.4
Avg. Dist. to Rail [m]	5.6	2.9	2.1	2.0	2.2
Avg. Stride Freq. [Hz]	2.6	2.6	2.5	2.5	2.4
Avg. Stride Length [m]	6.6	7.0	7.4	7.1	7.1



[ ] Ranking at each section and finish  
-:-:- No data available at this section  
NA No data available

Horse/Jockey Name	EVERGLADE/Taylor Johnstone
Finish Rank	3
Fastest Section Time (Section)	0:10.59 (L800)
Top Speed [km/h] (Section)	70.7 (Overall)
Race State	Finished



Morphettville Parks SA - Professional

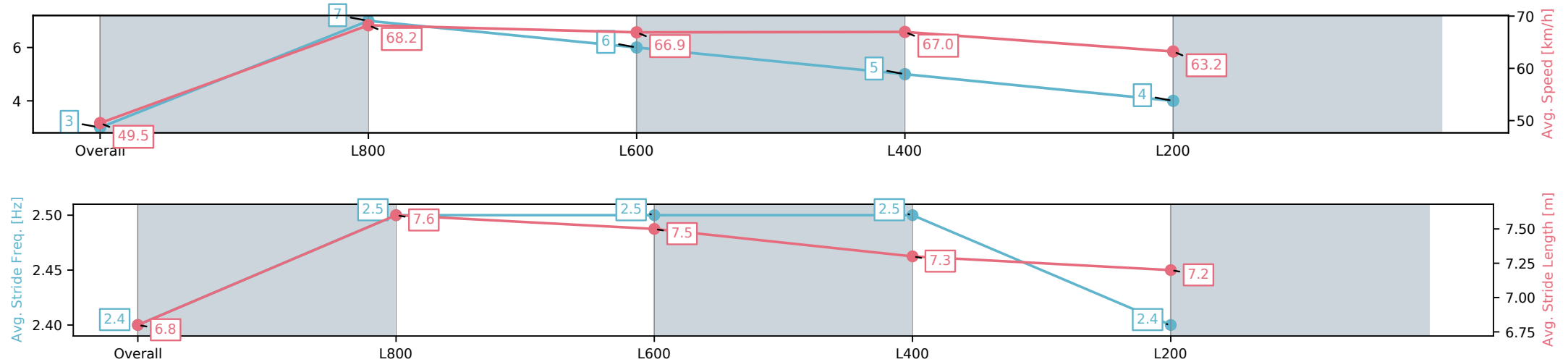
Race 1: Sportsbet Jockey Watch Handicap (Heat of Festival State Sprint Series) - 1000m

22 March 2025 - 12:28PM

Track Rating: Good 4, Weather: Fine, Rail Position: True



Section	Overall	L800	L600	L400	L200
Section Times	0:58.17[3] (0:14.53)	0:43.64[7] (0:10.59)	0:33.05[6] (0:10.90)	0:22.15[5] (0:10.81)	0:11.34[4] (0:11.34)
Average Speed [km/h]	49.5	68.2	66.9	67.0	63.2
Top Speed [km/h]	67.2	70.7	67.8	68.2	66.0
Avg. Dist. to Rail [m]	1.3	1.0	2.1	4.5	6.6
Avg. Stride Freq. [Hz]	2.4	2.5	2.5	2.5	2.4
Avg. Stride Length [m]	6.8	7.6	7.5	7.3	7.2



[ ] Ranking at each section and finish  
-:-:- No data available at this section  
NA No data available

Horse/Jockey Name	SISTINE TUNNEL/Liam Riordan
Finish Rank	4
Fastest Section Time (Section)	0:10.69 (L800)
Top Speed [km/h] (Section)	68.4 (L600)
Race State	Finished



Morphettville Parks SA - Professional

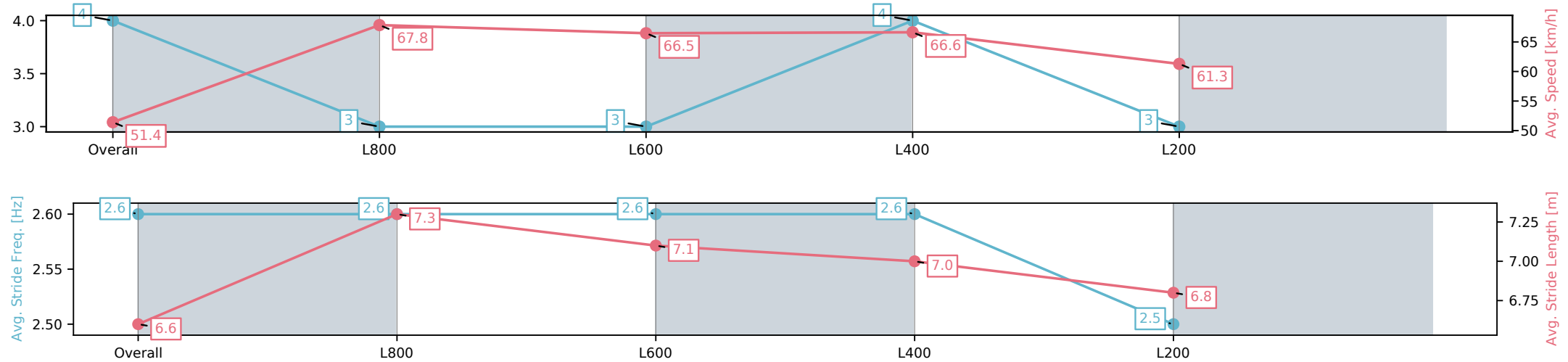
Race 1: Sportsbet Jockey Watch Handicap (Heat of Festival State Sprint Series) - 1000m

22 March 2025 - 12:28PM

Track Rating: Good 4, Weather: Fine, Rail Position: True



Section	Overall	L800	L600	L400	L200
Section Times	0:58.41[4] (0:14.01)	0:44.40[3] (0:10.69)	0:33.71[3] (0:11.10)	0:22.61[4] (0:10.91)	0:11.70[3] (0:11.70)
Average Speed [km/h]	51.4	67.8	66.5	66.6	61.3
Top Speed [km/h]	66.2	68.1	67.0	68.4	63.6
Avg. Dist. to Rail [m]	6.6	3.9	4.0	5.4	6.6
Avg. Stride Freq. [Hz]	2.6	2.6	2.6	2.6	2.5
Avg. Stride Length [m]	6.6	7.3	7.1	7.0	6.8



[ ] Ranking at each section and finish  
-:-:- No data available at this section  
NA No data available

Horse/Jockey Name	LOTZA BUBBLES/Matthew Chadwick
Finish Rank	5
Fastest Section Time (Section)	0:10.85 (L800)
Top Speed [km/h] (Section)	69.1 (L800)
Race State	Finished



Morphettville Parks SA - Professional

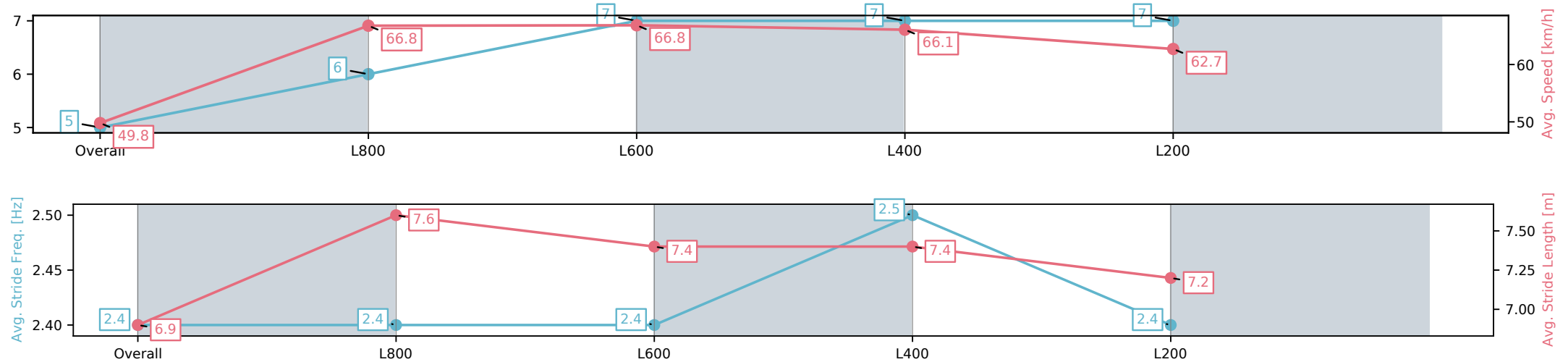
Race 1: Sportsbet Jockey Watch Handicap (Heat of Festival State Sprint Series) - 1000m

22 March 2025 - 12:28PM

Track Rating: Good 4, Weather: Fine, Rail Position: True



Section	Overall	L800	L600	L400	L200
Section Times	0:58.69[5] (0:14.43)	0:44.26[6] (0:10.85)	0:33.41[7] (0:10.96)	0:22.45[7] (0:11.01)	0:11.44[7] (0:11.44)
Average Speed [km/h]	49.8	66.8	66.8	66.1	62.7
Top Speed [km/h]	66.6	67.9	69.1	66.9	65.3
Avg. Dist. to Rail [m]	3.2	2.4	3.2	6.9	9.2
Avg. Stride Freq. [Hz]	2.4	2.4	2.4	2.5	2.4
Avg. Stride Length [m]	6.9	7.6	7.4	7.4	7.2



[ ] Ranking at each section and finish  
-:-:- No data available at this section  
NA No data available

Horse/Jockey Name	INNOCENT SIPS/Teagan Voorham
Finish Rank	6
Fastest Section Time (Section)	0:10.59 (L800)
Top Speed [km/h] (Section)	68.9 (Overall)
Race State	Finished



Morphettville Parks SA - Professional

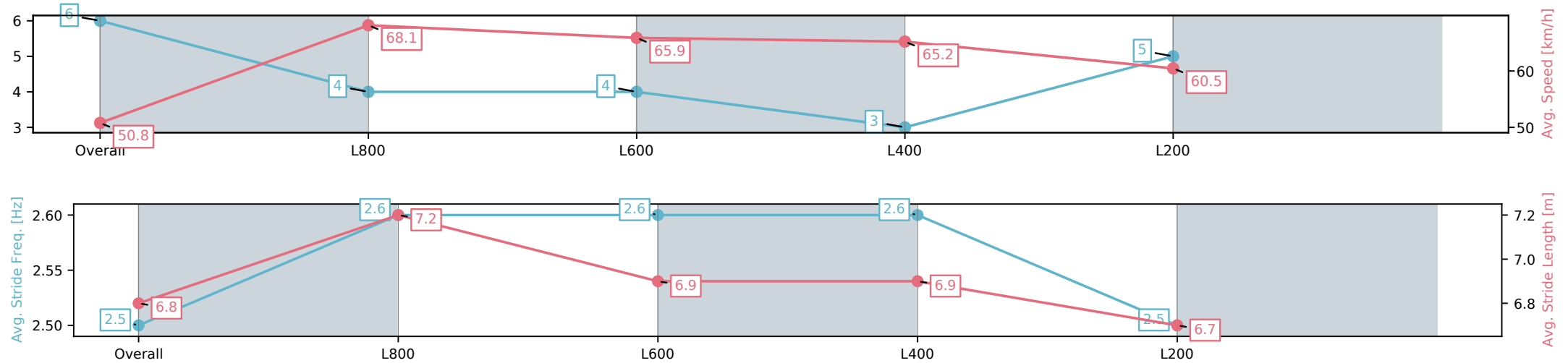
Race 1: Sportsbet Jockey Watch Handicap (Heat of Festival State Sprint Series) - 1000m

22 March 2025 - 12:28PM

Track Rating: Good 4, Weather: Fine, Rail Position: True



Section	Overall	L800	L600	L400	L200
Section Times	0:58.70[6] (0:14.18)	0:44.52[4] (0:10.59)	0:33.93[4] (0:10.98)	0:22.95[3] (0:11.09)	0:11.86[5] (0:11.86)
Average Speed [km/h]	50.8	68.1	65.9	65.2	60.5
Top Speed [km/h]	66.3	68.9	67.1	66.5	64.1
Avg. Dist. to Rail [m]	3.8	1.7	1.2	2.0	3.6
Avg. Stride Freq. [Hz]	2.5	2.6	2.6	2.6	2.5
Avg. Stride Length [m]	6.8	7.2	6.9	6.9	6.7



[ ] Ranking at each section and finish  
-:-:- No data available at this section  
NA No data available

Horse/Jockey Name	ELDERBERRY/Todd Pannell
Finish Rank	7
Fastest Section Time (Section)	0:10.80 (L800)
Top Speed [km/h] (Section)	68.3 (Overall)
Race State	Finished



Morphettville Parks SA - Professional

Race 1: Sportsbet Jockey Watch Handicap (Heat of Festival State Sprint Series) - 1000m

22 March 2025 - 12:28PM

Track Rating: Good 4, Weather: Fine, Rail Position: True



Section	Overall	L800	L600	L400	L200
Section Times	0:59.20[7] (0:14.27)	0:44.93[5] (0:10.80)	0:34.13[5] (0:11.07)	0:23.06[6] (0:11.08)	0:11.98[6] (0:11.98)
Average Speed [km/h]	50.4	67.2	66.3	65.7	59.8
Top Speed [km/h]	65.9	68.3	68.0	67.3	63.7
Avg. Dist. to Rail [m]	4.7	3.0	3.5	6.1	6.2
Avg. Stride Freq. [Hz]	2.4	2.5	2.5	2.5	2.4
Avg. Stride Length [m]	6.9	7.4	7.2	7.1	7.0

