



Morphettville Parks SA
Race 8: Charlie Hoile Handicap - 1250m
15 March 2025 - 5:50PM



Track Rating: Good 4, Weather: Fine, Rail Position: +9m 1000m-W/Post; +6m Remainder

Section
Field Times

Overall
1:14.79
(0:17.26)

L1000
0:57.54
(0:11.22)

L800
0:46.32
(0:11.10)

L600
0:35.22
(0:11.34)

L400
0:23.89
(0:11.60)

L200
0:12.28
(0:12.28)

Position	#	Horse/Jockey	Barrier	Top Speed [km/h]	Fastest Section	First 400m	Overall	L1000	L800	L600	L400	L200	Margin	Distance Travelled From Winner [m]
1	13	CORK HARBOUR	3	67.0	0:11.09	0:25.73	1:14.79	0:57.40 [2]	0:46.31 [2]	0:35.07 [2]	0:23.79 [2]	0:12.29 [1]	1:14.79	
		Alana Livesey		1400-1200	1000-800		(0:17.39)	(0:11.09)	(0:11.24)	(0:11.28)	(0:11.50)	(0:12.28)		
2	1	BIG OPTION	2	65.6	0:11.21	0:26.01	1:14.90	0:57.38 [3]	0:46.10 [3]	0:34.88 [3]	0:23.67 [3]	0:12.26 [3]	0.66L	-2
		Kayla Crowther		1000-800	600-400		(0:17.52)	(0:11.28)	(0:11.22)	(0:11.21)	(0:11.41)	(0:12.26)		
3	7	BURNING BRIGHT	8	66.0	0:11.18	0:26.30	1:15.22	0:57.62 [4]	0:46.14 [4]	0:34.96 [4]	0:23.68 [4]	0:12.20 [4]	2.62L	+5
		Jason Holder		1000-800	800-600		(0:17.60)	(0:11.48)	(0:11.18)	(0:11.28)	(0:11.48)	(0:12.20)		
4	6	TUPOLEU	4	66.8	0:11.09	0:25.65	1:15.24	0:57.99 [1]	0:46.77 [1]	0:35.68 [1]	0:24.34 [1]	0:12.67 [2]	2.74L	-7
		Todd Pannell		1200-1000	800-600		(0:17.25)	(0:11.22)	(0:11.09)	(0:11.34)	(0:11.67)	(0:12.67)		
5	12	NICISH	1	65.9	0:11.21	0:26.38	1:15.27	0:57.59 [6]	0:46.10 [6]	0:34.89 [6]	0:23.58 [6]	0:12.19 [5]	2.92L	-2
		Lachlan Neindorf		1200-1000	800-600		(0:17.68)	(0:11.49)	(0:11.21)	(0:11.31)	(0:11.39)	(0:12.19)		
6	4	NARALINGA	7	66.6	0:11.16	0:26.34	1:15.58	0:57.92 [5]	0:46.47 [5]	0:35.31 [5]	0:23.88 [7]	0:12.31 [7]	4.77L	+2
		Rochelle Milnes		1200-1000	800-600		(0:17.66)	(0:11.45)	(0:11.16)	(0:11.43)	(0:11.56)	(0:12.31)		
7	9	JENNI ESPRIT	10	66.6	0:11.05	0:26.80	1:15.64	0:57.66 [10]	0:46.09 [10]	0:35.04 [9]	0:23.74 [9]	0:12.18 [8]	5.18L	+5
		Margaret Collett		1000-800	800-600		(0:17.98)	(0:11.56)	(0:11.05)	(0:11.30)	(0:11.56)	(0:12.18)		
8	5	SIX STARS	5	65.7	0:11.21	0:26.42	1:15.98	0:58.22 [8]	0:46.77 [7]	0:35.56 [8]	0:24.09 [8]	0:12.52 [8]	7.25L	+2
		Jake Toeroek		1200-1000	800-600		(0:17.76)	(0:11.45)	(0:11.21)	(0:11.47)	(0:11.56)	(0:12.52)		
9	8	BEURRE ROUGE	9	66.6	0:11.12	0:26.49	1:15.99	0:58.26 [7]	0:46.71 [8]	0:35.59 [7]	0:24.35 [5]	0:12.72 [6]	7.3L	+7
		Ben Price		1000-800	800-600		(0:17.73)	(0:11.55)	(0:11.12)	(0:11.24)	(0:11.63)	(0:12.72)		
10	14	DARRA LINEN	6	65.6	0:11.17	0:26.68	1:17.57	0:59.78 [9]	0:48.10 [9]	0:36.93 [10]	0:25.36 [10]	0:13.27 [10]	16.95L	+0
		Felicity Atkinson		1200-1000	800-600		(0:17.79)	(0:11.68)	(0:11.17)	(0:11.56)	(0:12.09)	(0:13.27)		

Scratched: Jaazeb (#2), Knight Dancer (#3), All Shot (#10), Cuban Waters (#11)

Report Created: Sat 15 March 2025 18:33:46 GMT+11 (Note: Timing is based on positional data)

Page 1/11

[] Position in running at each section and finish
-:-:- No data available at this section
NA No data available
Background shading for fastest section

Saddle cloth number
DNF Did not finish
DNT Did not track

Horse/Jockey Name	CORK HARBOUR/Alana Livesey
Finish Rank	1
Fastest Section Time (Section)	0:11.09 (L800)
Top Speed [km/h] (Section)	67.0 (Overall)
Race State	Finished



Morphettville Parks SA - Professional

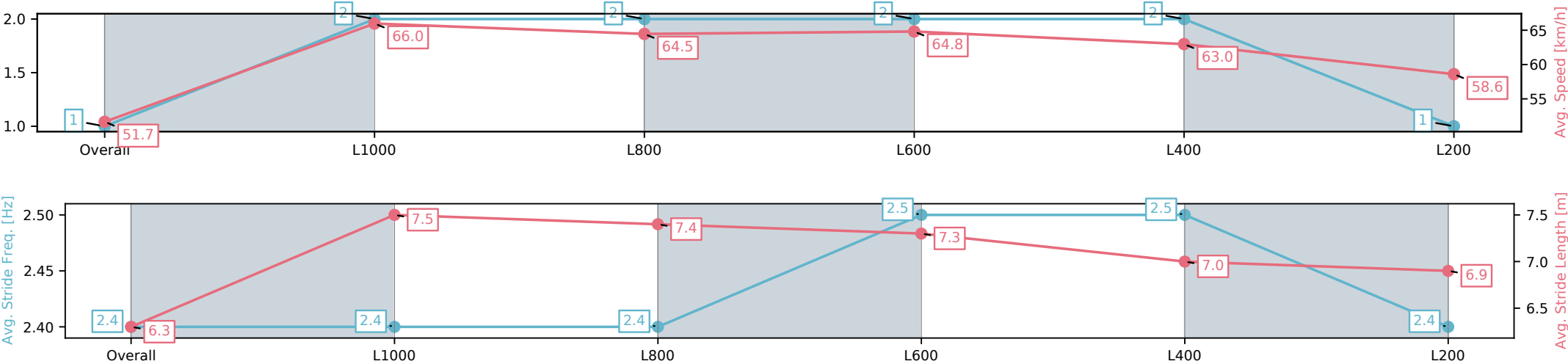
Race 8: Charlie Hoile Handicap - 1250m

15 March 2025 - 5:50PM

Track Rating: Good 4, Weather: Fine, Rail Position: +9m 1000m-W/
Post; +6m Remainder



Section	Overall	L1000	L800	L600	L400	L200
Section Times	1:14.79[1] (0:17.39)	0:57.40[2] (0:11.09)	0:46.31[2] (0:11.24)	0:35.07[2] (0:11.28)	0:23.79[2] (0:11.50)	0:12.29[1] (0:12.28)
Average Speed [km/h]	51.7	66.0	64.5	64.8	63.0	58.6
Top Speed [km/h]	66.7	67.0	65.5	65.7	64.2	61.7
Avg. Dist. to Rail [m]	2.4	3.2	3.2	2.7	2.9	3.6
Avg. Stride Freq. [Hz]	2.4	2.4	2.4	2.5	2.5	2.4
Avg. Stride Length [m]	6.3	7.5	7.4	7.3	7.0	6.9



- [] Ranking at each section and finish
- :-:- No data available at this section
- NA No data available

Horse/Jockey Name	BIG OPTION/Kayla Crowther
Finish Rank	2
Fastest Section Time (Section)	0:11.21 (L400)
Top Speed [km/h] (Section)	65.6 (L800)
Race State	Finished



Morphettville Parks SA - Professional

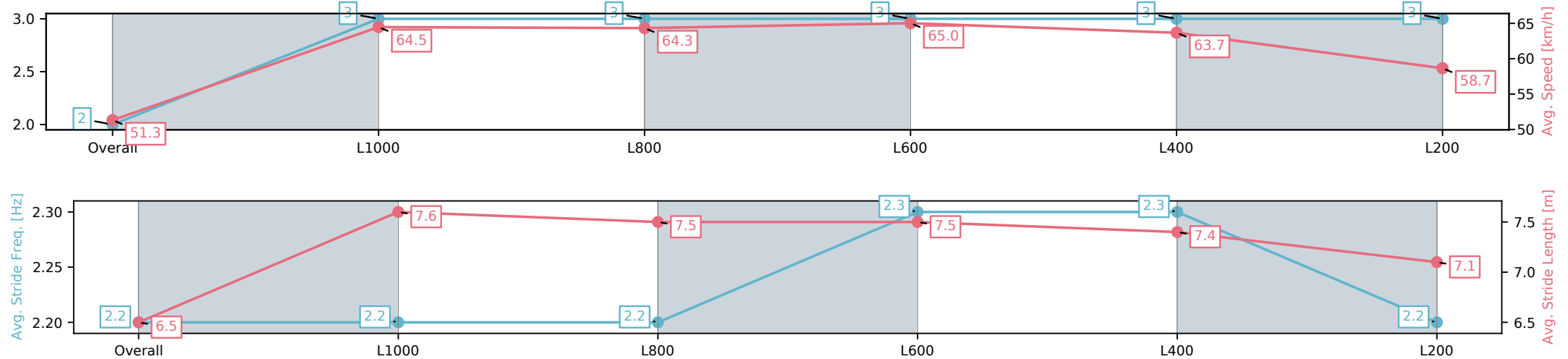
Race 8: Charlie Hoile Handicap - 1250m

15 March 2025 - 5:50PM

Track Rating: Good 4, Weather: Fine, Rail Position: +9m 1000m-W/
Post; +6m Remainder



Section	Overall	L1000	L800	L600	L400	L200
Section Times	1:14.90[2] (0:17.52)	0:57.38[3] (0:11.28)	0:46.10[3] (0:11.22)	0:34.88[3] (0:11.21)	0:23.67[3] (0:11.41)	0:12.26[3] (0:12.26)
Average Speed [km/h]	51.3	64.5	64.3	65.0	63.7	58.7
Top Speed [km/h]	65.1	65.2	64.9	65.6	64.8	62.5
Avg. Dist. to Rail [m]	2.3	1.7	1.6	2.4	4.8	5.5
Avg. Stride Freq. [Hz]	2.2	2.2	2.2	2.3	2.3	2.2
Avg. Stride Length [m]	6.5	7.6	7.5	7.5	7.4	7.1



[] Ranking at each section and finish
-:-:- No data available at this section
NA No data available

Horse/Jockey Name	BURNING BRIGHT/Jason Holder
Finish Rank	3
Fastest Section Time (Section)	0:11.18 (L600)
Top Speed [km/h] (Section)	66.0 (L800)
Race State	Finished



Morphettville Parks SA - Professional

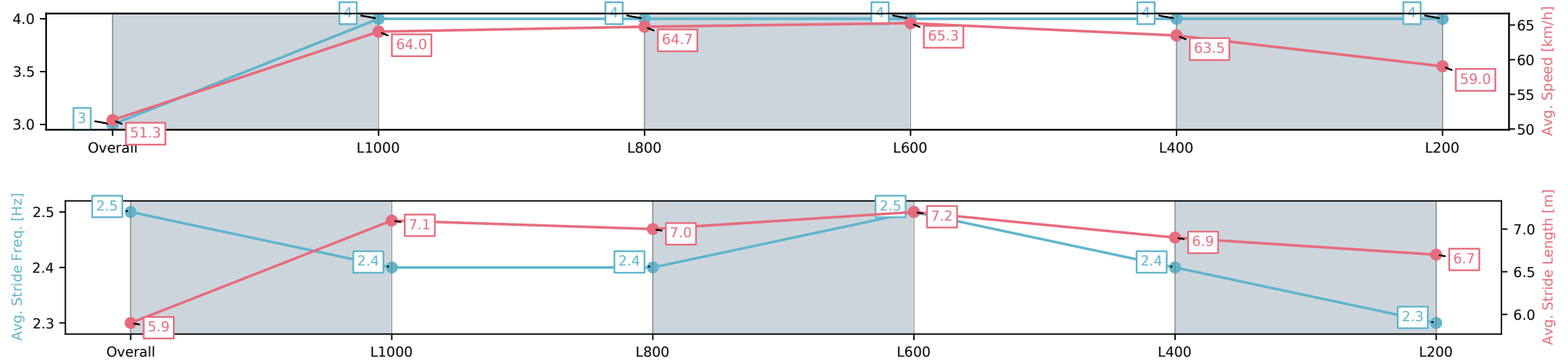
Race 8: Charlie Hoile Handicap - 1250m

15 March 2025 - 5:50PM

Track Rating: Good 4, Weather: Fine, Rail Position: +9m 1000m-W/
Post; +6m Remainder



Section	Overall	L1000	L800	L600	L400	L200
Section Times	1:15.22[3] (0:17.60)	0:57.62[4] (0:11.48)	0:46.14[4] (0:11.18)	0:34.96[4] (0:11.28)	0:23.68[4] (0:11.48)	0:12.20[4] (0:12.20)
Average Speed [km/h]	51.3	64.0	64.7	65.3	63.5	59.0
Top Speed [km/h]	63.9	65.1	65.4	66.0	64.8	62.4
Avg. Dist. to Rail [m]	6.0	4.1	3.5	4.0	6.5	7.8
Avg. Stride Freq. [Hz]	2.5	2.4	2.4	2.5	2.4	2.3
Avg. Stride Length [m]	5.9	7.1	7.0	7.2	6.9	6.7



- [] Ranking at each section and finish
- :-:- No data available at this section
- NA No data available

Horse/Jockey Name	TUPOLEU/Todd Pannell
Finish Rank	4
Fastest Section Time (Section)	0:11.09 (L600)
Top Speed [km/h] (Section)	66.8 (L1000)
Race State	Finished



Morphettville Parks SA - Professional

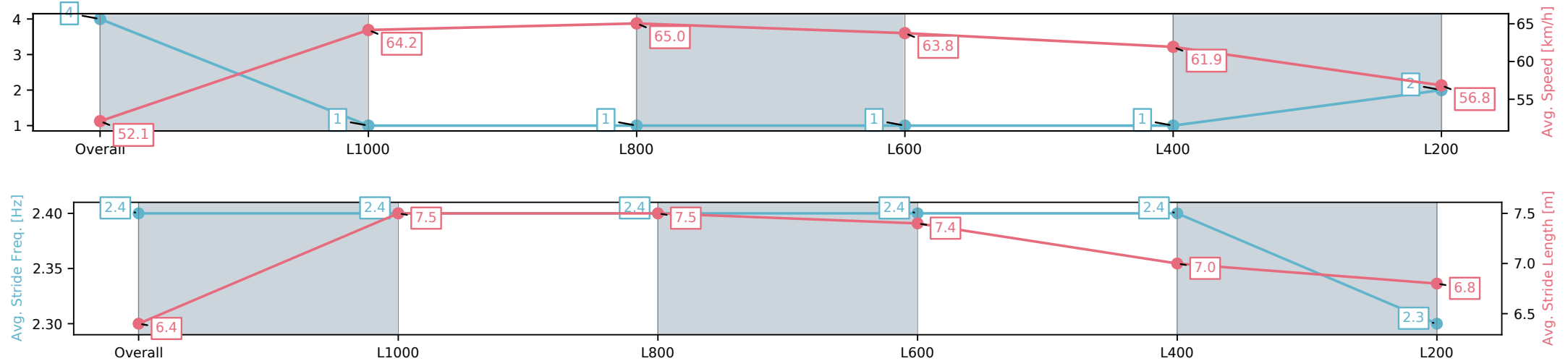
Race 8: Charlie Hoile Handicap - 1250m

15 March 2025 - 5:50PM

Track Rating: Good 4, Weather: Fine, Rail Position: +9m 1000m-W/
Post; +6m Remainder



Section	Overall	L1000	L800	L600	L400	L200
Section Times	1:15.24[4] (0:17.25)	0:57.99[1] (0:11.22)	0:46.77[1] (0:11.09)	0:35.68[1] (0:11.34)	0:24.34[1] (0:11.67)	0:12.67[2] (0:12.67)
Average Speed [km/h]	52.1	64.2	65.0	63.8	61.9	56.8
Top Speed [km/h]	66.5	65.6	66.8	64.7	63.1	60.3
Avg. Dist. to Rail [m]	2.6	0.6	0.6	1.0	1.8	1.8
Avg. Stride Freq. [Hz]	2.4	2.4	2.4	2.4	2.4	2.3
Avg. Stride Length [m]	6.4	7.5	7.5	7.4	7.0	6.8



[] Ranking at each section and finish
-:-:- No data available at this section
NA No data available

Horse/Jockey Name	NICISH/Lachlan Neindorf
Finish Rank	5
Fastest Section Time (Section)	0:11.21 (L600)
Top Speed [km/h] (Section)	65.9 (L1000)
Race State	Finished



Morphettville Parks SA - Professional

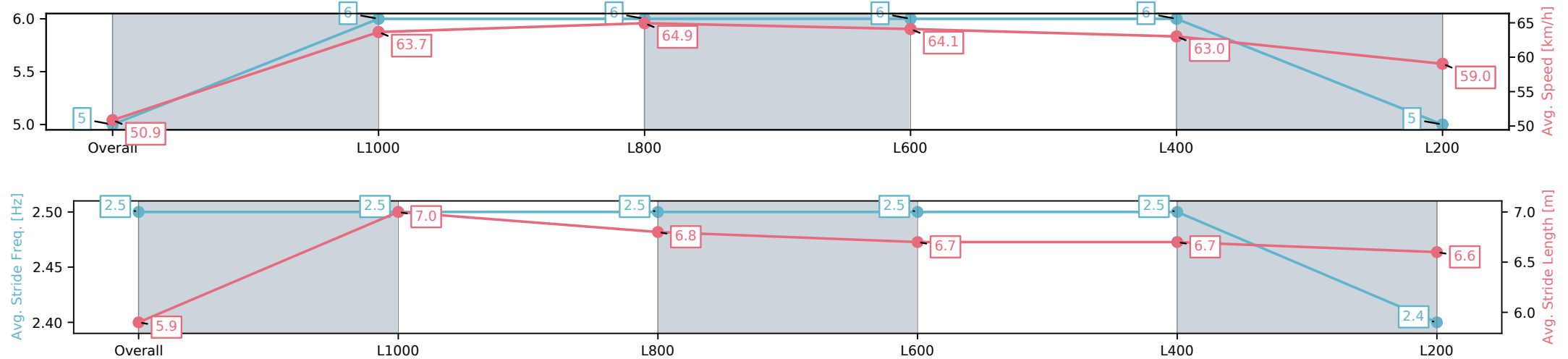
Race 8: Charlie Hoile Handicap - 1250m

15 March 2025 - 5:50PM

Track Rating: Good 4, Weather: Fine, Rail Position: +9m 1000m-W/
Post; +6m Remainder



Section	Overall	L1000	L800	L600	L400	L200
Section Times	1:15.27[5] (0:17.68)	0:57.59[6] (0:11.49)	0:46.10[6] (0:11.21)	0:34.89[6] (0:11.31)	0:23.58[6] (0:11.39)	0:12.19[5] (0:12.19)
Average Speed [km/h]	50.9	63.7	64.9	64.1	63.0	59.0
Top Speed [km/h]	64.4	65.4	65.9	65.1	63.8	62.6
Avg. Dist. to Rail [m]	1.3	3.5	4.2	1.2	1.0	2.8
Avg. Stride Freq. [Hz]	2.5	2.5	2.5	2.5	2.5	2.4
Avg. Stride Length [m]	5.9	7.0	6.8	6.7	6.7	6.6



[] Ranking at each section and finish
-:-:- No data available at this section
NA No data available

Horse/Jockey Name	NARALINGA/Rochelle Milnes
Finish Rank	6
Fastest Section Time (Section)	0:11.16 (L600)
Top Speed [km/h] (Section)	66.6 (L1000)
Race State	Finished



Morphettville Parks SA - Professional

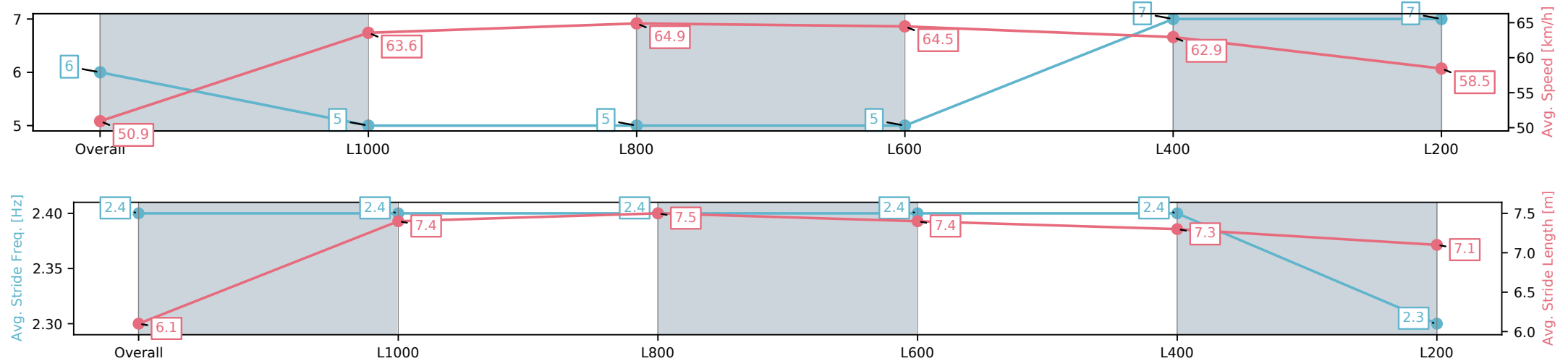
Race 8: Charlie Hoile Handicap - 1250m

15 March 2025 - 5:50PM

Track Rating: Good 4, Weather: Fine, Rail Position: +9m 1000m-W/
Post; +6m Remainder



Section	Overall	L1000	L800	L600	L400	L200
Section Times	1:15.58[6] (0:17.66)	0:57.92[5] (0:11.45)	0:46.47[5] (0:11.16)	0:35.31[5] (0:11.43)	0:23.88[7] (0:11.56)	0:12.31[7] (0:12.31)
Average Speed [km/h]	50.9	63.6	64.9	64.5	62.9	58.5
Top Speed [km/h]	65.5	64.7	66.6	65.8	63.7	61.5
Avg. Dist. to Rail [m]	4.0	2.6	2.3	4.2	4.5	6.8
Avg. Stride Freq. [Hz]	2.4	2.4	2.4	2.4	2.4	2.3
Avg. Stride Length [m]	6.1	7.4	7.5	7.4	7.3	7.1



[] Ranking at each section and finish
-:-:- No data available at this section
NA No data available

Horse/Jockey Name	JENNI ESPRIT/Margaret Collett
Finish Rank	7
Fastest Section Time (Section)	0:11.05 (L600)
Top Speed [km/h] (Section)	66.6 (L800)
Race State	Finished



Morphettville Parks SA - Professional

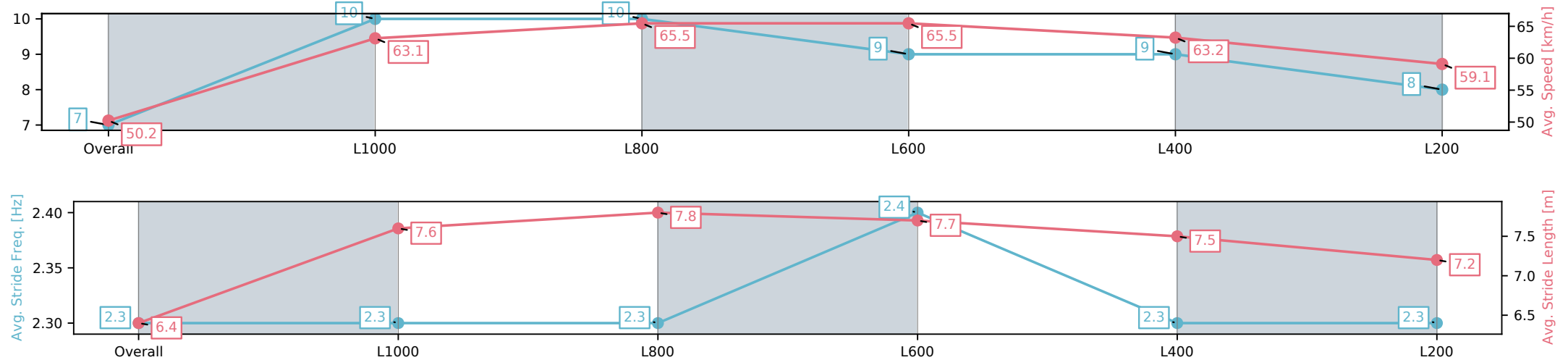
Race 8: Charlie Hoile Handicap - 1250m

15 March 2025 - 5:50PM

Track Rating: Good 4, Weather: Fine, Rail Position: +9m 1000m-W/
Post; +6m Remainder



Section	Overall	L1000	L800	L600	L400	L200
Section Times	1:15.64[7] (0:17.98)	0:57.66[10] (0:11.56)	0:46.09[10] (0:11.05)	0:35.04[9] (0:11.30)	0:23.74[9] (0:11.56)	0:12.18[8] (0:12.18)
Average Speed [km/h]	50.2	63.1	65.5	65.5	63.2	59.1
Top Speed [km/h]	63.1	66.0	66.6	66.6	64.7	61.7
Avg. Dist. to Rail [m]	7.1	2.9	2.3	4.8	8.2	10.7
Avg. Stride Freq. [Hz]	2.3	2.3	2.3	2.4	2.3	2.3
Avg. Stride Length [m]	6.4	7.6	7.8	7.7	7.5	7.2



[] Ranking at each section and finish
-:-:- No data available at this section
NA No data available

Horse/Jockey Name	SIX STARS/Jake Toeroek
Finish Rank	8
Fastest Section Time (Section)	0:11.21 (L600)
Top Speed [km/h] (Section)	65.7 (L1000)
Race State	Finished



Morphettville Parks SA - Professional

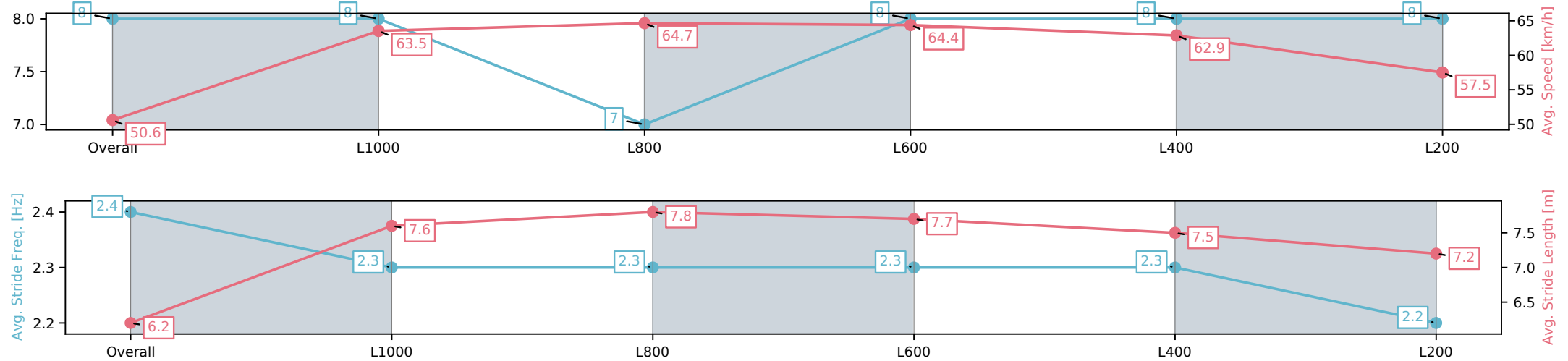
Race 8: Charlie Hoile Handicap - 1250m

15 March 2025 - 5:50PM

Track Rating: Good 4, Weather: Fine, Rail Position: +9m 1000m-W/
Post; +6m Remainder



Section	Overall	L1000	L800	L600	L400	L200
Section Times	1:15.98[8] (0:17.76)	0:58.22[8] (0:11.45)	0:46.77[7] (0:11.21)	0:35.56[8] (0:11.47)	0:24.09[8] (0:11.56)	0:12.52[8] (0:12.52)
Average Speed [km/h]	50.6	63.5	64.7	64.4	62.9	57.5
Top Speed [km/h]	64.6	65.1	65.7	65.4	64.0	61.4
Avg. Dist. to Rail [m]	2.7	1.9	2.4	4.5	5.8	6.7
Avg. Stride Freq. [Hz]	2.4	2.3	2.3	2.3	2.3	2.2
Avg. Stride Length [m]	6.2	7.6	7.8	7.7	7.5	7.2



[] Ranking at each section and finish
-:-:- No data available at this section
NA No data available

Horse/Jockey Name	BEURRE ROUGE/Ben Price
Finish Rank	9
Fastest Section Time (Section)	0:11.12 (L600)
Top Speed [km/h] (Section)	66.6 (L800)
Race State	Finished



Morphettville Parks SA - Professional

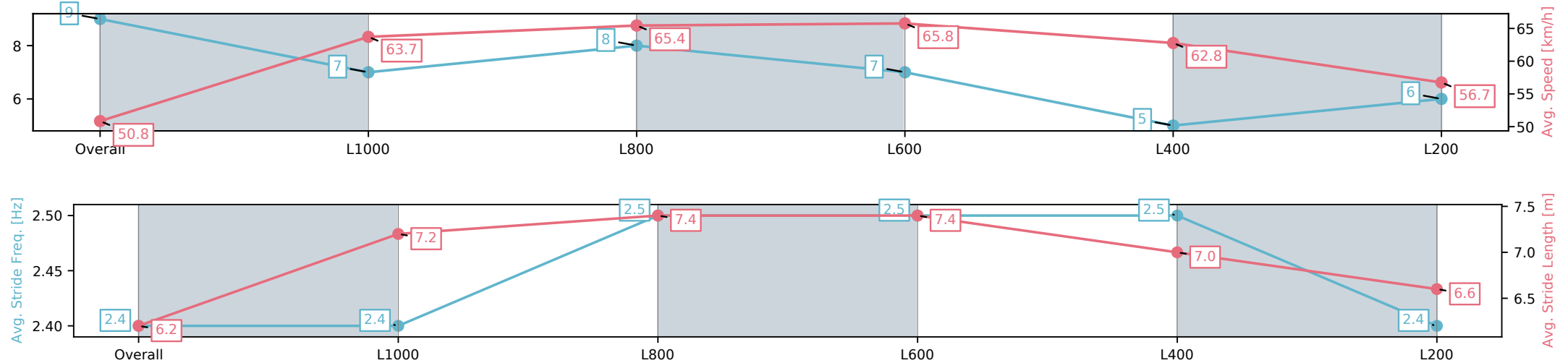
Race 8: Charlie Hoile Handicap - 1250m

15 March 2025 - 5:50PM

Track Rating: Good 4, Weather: Fine, Rail Position: +9m 1000m-W/
Post; +6m Remainder



Section	Overall	L1000	L800	L600	L400	L200
Section Times	1:15.99[9] (0:17.73)	0:58.26[7] (0:11.55)	0:46.71[8] (0:11.12)	0:35.59[7] (0:11.24)	0:24.35[5] (0:11.63)	0:12.72[6] (0:12.72)
Average Speed [km/h]	50.8	63.7	65.4	65.8	62.8	56.7
Top Speed [km/h]	65.2	66.0	66.4	66.6	65.0	61.9
Avg. Dist. to Rail [m]	6.9	4.6	4.6	4.8	8.0	9.4
Avg. Stride Freq. [Hz]	2.4	2.4	2.5	2.5	2.5	2.4
Avg. Stride Length [m]	6.2	7.2	7.4	7.4	7.0	6.6



[] Ranking at each section and finish
-:-:- No data available at this section
NA No data available

Horse/Jockey Name	DARRA LINEN/Felicity Atkinson
Finish Rank	10
Fastest Section Time (Section)	0:11.17 (L600)
Top Speed [km/h] (Section)	65.6 (L1000)
Race State	Finished



Morphettville Parks SA - Professional

Race 8: Charlie Hoile Handicap - 1250m

15 March 2025 - 5:50PM

Track Rating: Good 4, Weather: Fine, Rail Position: +9m 1000m-W/
Post; +6m Remainder



Section	Overall	L1000	L800	L600	L400	L200
Section Times	1:17.57[10] (0:17.79)	0:59.78[9] (0:11.68)	0:48.10[9] (0:11.17)	0:36.93[10] (0:11.56)	0:25.36[10] (0:12.09)	0:13.27[10] (0:13.27)
Average Speed [km/h]	50.7	62.6	64.6	63.2	60.0	54.3
Top Speed [km/h]	63.5	65.0	65.6	64.0	61.2	58.8
Avg. Dist. to Rail [m]	4.7	2.7	1.5	2.7	3.4	3.2
Avg. Stride Freq. [Hz]	2.3	2.3	2.4	2.4	2.4	2.3
Avg. Stride Length [m]	6.1	7.0	7.0	6.9	6.7	6.5

