



Morphettville Parks SA
Race 7: Croser Handicap - 1400m
15 March 2025 - 5:22PM



Track Rating: Good 4, Weather: Fine, Rail Position: +9m 1000m-W/Post; +6m Remainder

Section Field Times							Overall	L1200	L1000	L800	L600	L400		
							1:23.49 (0:14.06)	1:09.43 (0:10.74)	0:58.69 (0:11.14)	0:47.55 (0:11.45)	0:36.10 (0:11.79)	0:24.31 (0:11.78)		
Position	#	Horse/Jockey	Barrier	Top Speed [km/h]	Fastest Section	First 400m							Distance Travelled From Winner [m]	
1	2	DUBAI FOCUS	4	68.9	0:10.61	0:24.81	1:23.49	1:09.29 [2]	0:58.68 [2]	0:47.56 [1]	0:36.10 [1]	0:24.31 [1]		
		Jason Holder		1400-1200	1200-1000		(0:14.20)	(0:10.61)	(0:11.12)	(0:11.46)	(0:11.79)	(0:11.78)		
2	7	SWIFTIE HARRIET	3	67.3	0:10.75	0:24.80	1:23.76	1:09.71 [1]	0:58.96 [1]	0:47.66 [3]	0:36.21 [3]	0:24.37 [2]		+3
		Kayla Crowther		1400-1200	1200-1000		(0:14.05)	(0:10.75)	(0:11.30)	(0:11.45)	(0:11.84)	(0:11.73)		
3	6	GRUELLING	1	67.2	0:10.76	0:25.20	1:24.04	1:09.60 [5]	0:58.84 [5]	0:47.61 [5]	0:36.17 [5]	0:24.42 [5]		+1
		Will Price		1400-1200	1200-1000		(0:14.44)	(0:10.76)	(0:11.23)	(0:11.44)	(0:11.75)	(0:11.91)		
4	4	ELLIOTTO	5	67.8	0:10.81	0:25.11	1:24.05	1:09.75 [4]	0:58.94 [4]	0:47.74 [4]	0:36.26 [4]	0:24.47 [4]		+6
		Jacob Opperman		1400-1200	1200-1000		(0:14.30)	(0:10.81)	(0:11.20)	(0:11.48)	(0:11.79)	(0:11.85)		
5	1	SYNCHRO	6	68.1	0:10.72	0:24.96	1:24.15	1:09.91 [3]	0:59.19 [3]	0:48.10 [2]	0:36.60 [2]	0:24.75 [3]		+5
		Todd Pannell		1400-1200	1200-1000		(0:14.24)	(0:10.72)	(0:11.09)	(0:11.50)	(0:11.85)	(0:12.04)		
6	5	TALISAY	10	67.2	0:10.80	0:25.56	1:24.31	1:09.54 [8]	0:58.74 [8]	0:47.58 [9]	0:36.20 [9]	0:24.48 [7]		+12
		Rochelle Milnes		1400-1200	1200-1000		(0:14.77)	(0:10.80)	(0:11.16)	(0:11.38)	(0:11.72)	(0:11.78)		
7	8	QUEENOFTHEAIR	2	68.4	0:10.68	0:25.44	1:24.56	1:09.80 [7]	0:59.12 [7]	0:47.97 [7]	0:36.49 [7]	0:24.66 [8]		+5
		Manoel Nunes		1400-1200	1200-1000		(0:14.76)	(0:10.68)	(0:11.15)	(0:11.48)	(0:11.83)	(0:11.95)		
8	10	PRICILLA'S CHOICE	8	68.1	0:10.77	0:25.32	1:24.88	1:10.33 [6]	0:59.56 [6]	0:48.36 [6]	0:36.96 [6]	0:25.09 [6]		+10
		Ben Price		1400-1200	1200-1000		(0:14.55)	(0:10.77)	(0:11.20)	(0:11.40)	(0:11.87)	(0:12.12)		
9	3	PRESS EXPRESS	7	67.7	0:10.68	0:25.63	1:24.96	1:10.01 [9]	0:59.33 [9]	0:48.25 [8]	0:36.87 [8]	0:25.04 [9]		+0
		Teagan Voorham		1400-1200	1200-1000		(0:14.95)	(0:10.68)	(0:11.08)	(0:11.38)	(0:11.83)	(0:11.92)		

Scratched: Miss Brittany (#9)



Morphettville Parks SA
Race 7: Croser Handicap - 1400m
15 March 2025 - 5:22PM



Track Rating: Good 4, Weather: Fine, Rail Position: +9m 1000m-W/Post; +6m Remainder

Section
Field Times

L200
0:12.53
(0:12.53)

Position	#	Horse/Jockey	Barrier	Top Speed [km/h]	Fastest Section	First 400m	Margin	Distance Travelled From Winner [m]						
1	2	DUBAI FOCUS	4	68.9	0:10.61	0:24.81	0:12.53 [1]	1:23.49						
		Jason Holder		1400-1200	1200-1000		(0:12.53)							
2	7	SWIFTIE HARRIET	3	67.3	0:10.75	0:24.80	0:12.64 [2]	1.69L						+3
		Kayla Crowther		1400-1200	1200-1000		(0:12.64)							
3	6	GRUELLING	1	67.2	0:10.76	0:25.20	0:12.51 [5]	3.47L						+1
		Will Price		1400-1200	1200-1000		(0:12.51)							
4	4	ELLIOTTO	5	67.8	0:10.81	0:25.11	0:12.62 [3]	3.52L						+6
		Jacob Opperman		1400-1200	1200-1000		(0:12.62)							
5	1	SYNCHRO	6	68.1	0:10.72	0:24.96	0:12.71 [4]	4.14L						+5
		Todd Pannell		1400-1200	1200-1000		(0:12.71)							
6	5	TALISAY	10	67.2	0:10.80	0:25.56	0:12.70 [6]	5.17L						+12
		Rochelle Milnes		1400-1200	1200-1000		(0:12.70)							
7	8	QUEENOFHEAIR	2	68.4	0:10.68	0:25.44	0:12.71 [8]	6.74L						+5
		Manoel Nunes		1400-1200	1200-1000		(0:12.71)							
8	10	PRICILLA'S CHOICE	8	68.1	0:10.77	0:25.32	0:12.97 [9]	8.74L						+10
		Ben Price		1400-1200	1200-1000		(0:12.97)							
9	3	PRESS EXPRESS	7	67.7	0:10.68	0:25.63	0:13.12 [7]	9.23L						+0
		Teagan Voorham		1400-1200	1200-1000		(0:13.12)							

Scratched: Miss Brittany (#9)

Horse/Jockey Name	DUBAI FOCUS/Jason Holder
Finish Rank	1
Fastest Section Time (Section)	0:10.61 (L1200)
Top Speed [km/h] (Section)	68.9 (Overall)
Race State	Finished



Morphettville Parks SA - Professional

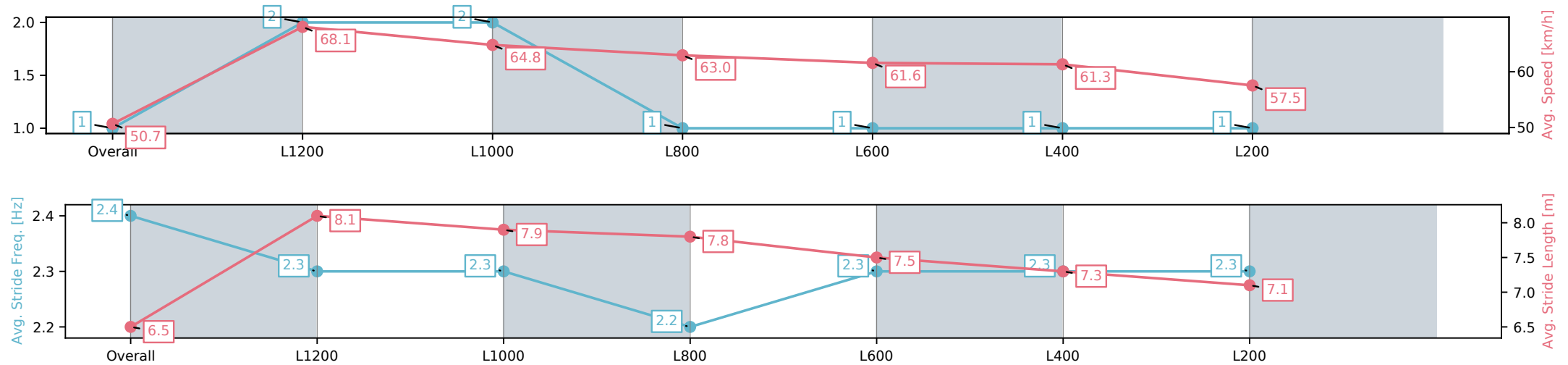
Race 7: Croser Handicap - 1400m

15 March 2025 - 5:22PM

Track Rating: Good 4, Weather: Fine, Rail Position: +9m 1000m-W/
Post; +6m Remainder



Section	Overall	L1200	L1000	L800	L600	L400	L200
Section Times	1:23.49[1] (0:14.20)	1:09.29[2] (0:10.61)	0:58.68[2] (0:11.12)	0:47.56[1] (0:11.46)	0:36.10[1] (0:11.79)	0:24.31[1] (0:11.78)	0:12.53[1] (0:12.53)
Average Speed [km/h]	50.7	68.1	64.8	63.0	61.6	61.3	57.5
Top Speed [km/h]	68.9	68.9	67.2	64.4	62.3	61.8	61.3
Avg. Dist. to Rail [m]	3.3	2.0	0.7	0.8	1.5	1.9	2.9
Avg. Stride Freq. [Hz]	2.4	2.3	2.3	2.2	2.3	2.3	2.3
Avg. Stride Length [m]	6.5	8.1	7.9	7.8	7.5	7.3	7.1



[] Ranking at each section and finish
-:-:- No data available at this section
NA No data available

Horse/Jockey Name	SWIFTIE HARRIET/Kayla Crowther
Finish Rank	2
Fastest Section Time (Section)	0:10.75 (L1200)
Top Speed [km/h] (Section)	67.3 (Overall)
Race State	Finished



Morphettville Parks SA - Professional

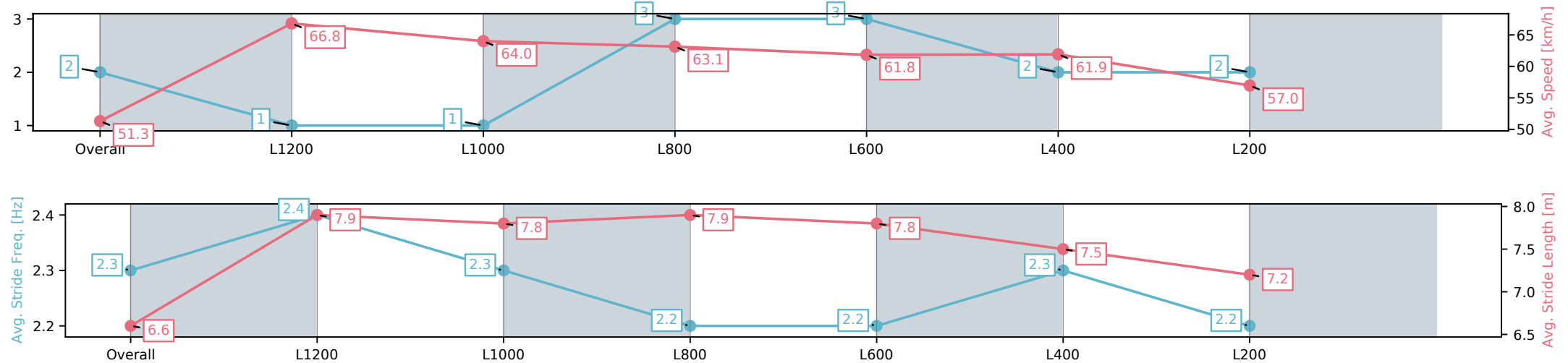
Race 7: Croser Handicap - 1400m

15 March 2025 - 5:22PM

Track Rating: Good 4, Weather: Fine, Rail Position: +9m 1000m-W/
Post; +6m Remainder



Section	Overall	L1200	L1000	L800	L600	L400	L200
Section Times	1:23.76[2] (0:14.05)	1:09.71[1] (0:10.75)	0:58.96[1] (0:11.30)	0:47.66[3] (0:11.45)	0:36.21[3] (0:11.84)	0:24.37[2] (0:11.73)	0:12.64[2] (0:12.64)
Average Speed [km/h]	51.3	66.8	64.0	63.1	61.8	61.9	57.0
Top Speed [km/h]	66.9	67.3	66.1	64.3	62.2	62.8	60.8
Avg. Dist. to Rail [m]	1.8	1.0	1.3	2.0	2.9	3.9	5.0
Avg. Stride Freq. [Hz]	2.3	2.4	2.3	2.2	2.2	2.3	2.2
Avg. Stride Length [m]	6.6	7.9	7.8	7.9	7.8	7.5	7.2



[] Ranking at each section and finish
-:-:- No data available at this section
NA No data available

Horse/Jockey Name	GRUELLING/Will Price
Finish Rank	3
Fastest Section Time (Section)	0:10.76 (L1200)
Top Speed [km/h] (Section)	67.2 (Overall)
Race State	Finished



Morphettville Parks SA - Professional

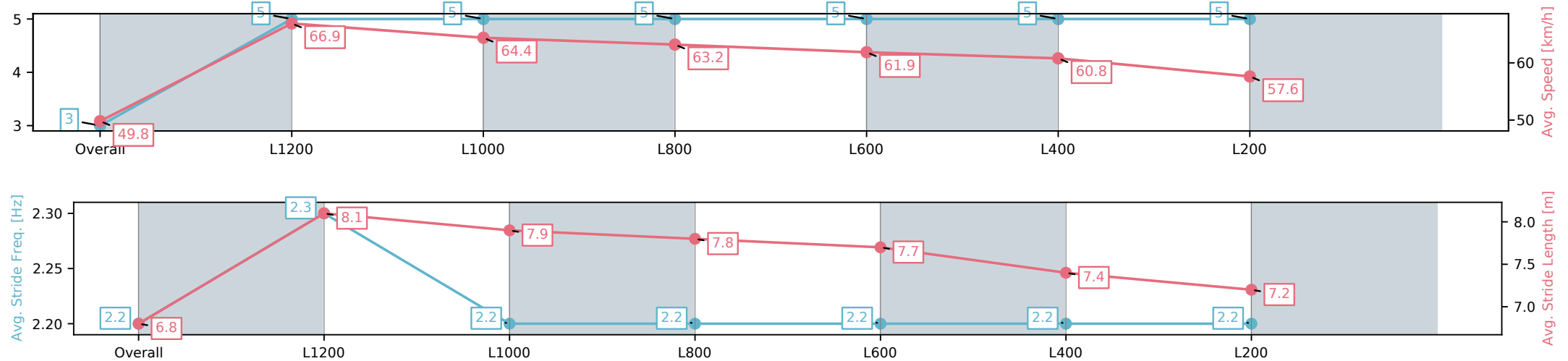
Race 7: Croser Handicap - 1400m

15 March 2025 - 5:22PM

Track Rating: Good 4, Weather: Fine, Rail Position: +9m 1000m-W/
Post; +6m Remainder



Section	Overall	L1200	L1000	L800	L600	L400	L200
Section Times	1:24.04[3] (0:14.44)	1:09.60[5] (0:10.76)	0:58.84[5] (0:11.23)	0:47.61[5] (0:11.44)	0:36.17[5] (0:11.75)	0:24.42[5] (0:11.91)	0:12.51[5] (0:12.51)
Average Speed [km/h]	49.8	66.9	64.4	63.2	61.9	60.8	57.6
Top Speed [km/h]	66.0	67.2	66.1	64.0	62.0	61.8	59.8
Avg. Dist. to Rail [m]	1.9	0.9	1.0	1.3	1.7	3.0	2.5
Avg. Stride Freq. [Hz]	2.2	2.3	2.2	2.2	2.2	2.2	2.2
Avg. Stride Length [m]	6.8	8.1	7.9	7.8	7.7	7.4	7.2



[] Ranking at each section and finish
-:-:- No data available at this section
NA No data available

Horse/Jockey Name	ELLIOTTO/Jacob Opperman
Finish Rank	4
Fastest Section Time (Section)	0:10.81 (L1200)
Top Speed [km/h] (Section)	67.8 (Overall)
Race State	Finished



Morphettville Parks SA - Professional

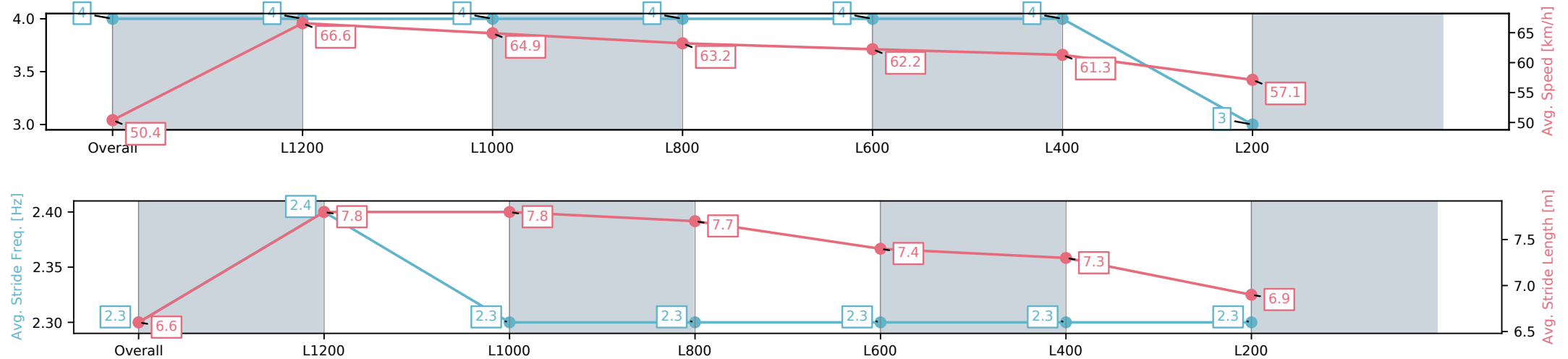
Race 7: Croser Handicap - 1400m

15 March 2025 - 5:22PM

Track Rating: Good 4, Weather: Fine, Rail Position: +9m 1000m-W/
Post; +6m Remainder



Section	Overall	L1200	L1000	L800	L600	L400	L200
Section Times	1:24.05[4] (0:14.30)	1:09.75[4] (0:10.81)	0:58.94[4] (0:11.20)	0:47.74[4] (0:11.48)	0:36.26[4] (0:11.79)	0:24.47[4] (0:11.85)	0:12.62[3] (0:12.62)
Average Speed [km/h]	50.4	66.6	64.9	63.2	62.2	61.3	57.1
Top Speed [km/h]	65.9	67.8	66.3	64.0	62.9	62.6	60.8
Avg. Dist. to Rail [m]	3.4	1.3	2.1	2.8	3.5	5.5	5.9
Avg. Stride Freq. [Hz]	2.3	2.4	2.3	2.3	2.3	2.3	2.3
Avg. Stride Length [m]	6.6	7.8	7.8	7.7	7.4	7.3	6.9



[] Ranking at each section and finish
-:-:- No data available at this section
NA No data available

Horse/Jockey Name	SYNCHRO/Todd Pannell
Finish Rank	5
Fastest Section Time (Section)	0:10.72 (L1200)
Top Speed [km/h] (Section)	68.1 (Overall)
Race State	Finished



Morphettville Parks SA - Professional

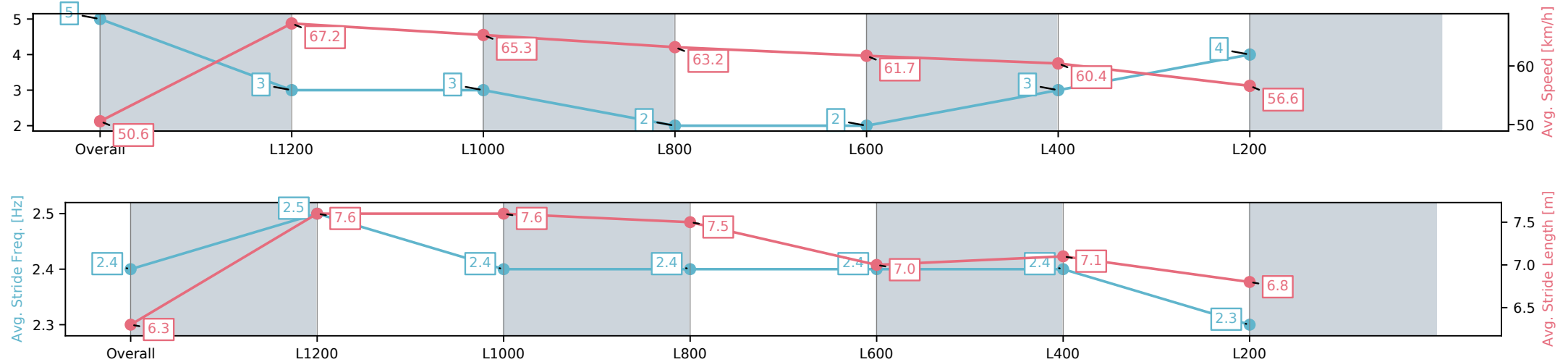
Race 7: Croser Handicap - 1400m

15 March 2025 - 5:22PM

Track Rating: Good 4, Weather: Fine, Rail Position: +9m 1000m-W/
Post; +6m Remainder



Section	Overall	L1200	L1000	L800	L600	L400	L200
Section Times	1:24.15[5] (0:14.24)	1:09.91[3] (0:10.72)	0:59.19[3] (0:11.09)	0:48.10[2] (0:11.50)	0:36.60[2] (0:11.85)	0:24.75[3] (0:12.04)	0:12.71[4] (0:12.71)
Average Speed [km/h]	50.6	67.2	65.3	63.2	61.7	60.4	56.6
Top Speed [km/h]	67.3	68.1	67.3	65.0	63.2	61.7	59.1
Avg. Dist. to Rail [m]	5.4	2.0	1.8	2.9	3.1	4.7	4.4
Avg. Stride Freq. [Hz]	2.4	2.5	2.4	2.4	2.4	2.4	2.3
Avg. Stride Length [m]	6.3	7.6	7.6	7.5	7.0	7.1	6.8



[] Ranking at each section and finish
-:-:- No data available at this section
NA No data available

Horse/Jockey Name	TALISAY/Rochelle Milnes
Finish Rank	6
Fastest Section Time (Section)	0:10.80 (L1200)
Top Speed [km/h] (Section)	67.2 (Overall)
Race State	Finished



Morphettville Parks SA - Professional

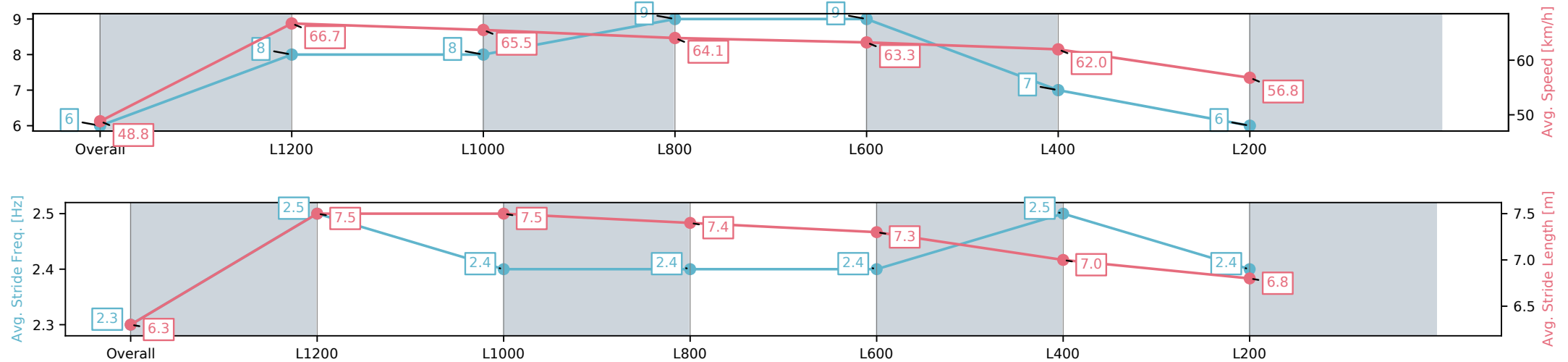
Race 7: Croser Handicap - 1400m

15 March 2025 - 5:22PM

Track Rating: Good 4, Weather: Fine, Rail Position: +9m 1000m-W/
Post; +6m Remainder



Section	Overall	L1200	L1000	L800	L600	L400	L200
Section Times	1:24.31[6] (0:14.77)	1:09.54[8] (0:10.80)	0:58.74[8] (0:11.16)	0:47.58[9] (0:11.38)	0:36.20[9] (0:11.72)	0:24.48[7] (0:11.78)	0:12.70[6] (0:12.70)
Average Speed [km/h]	48.8	66.7	65.5	64.1	63.3	62.0	56.8
Top Speed [km/h]	65.6	67.2	66.9	64.9	64.3	62.8	60.2
Avg. Dist. to Rail [m]	7.0	1.9	3.6	4.6	5.3	7.3	7.3
Avg. Stride Freq. [Hz]	2.3	2.5	2.4	2.4	2.4	2.5	2.4
Avg. Stride Length [m]	6.3	7.5	7.5	7.4	7.3	7.0	6.8



[] Ranking at each section and finish
-:-:- No data available at this section
NA No data available

Horse/Jockey Name	QUEENOFTHEAIR/Manoel Nunes
Finish Rank	7
Fastest Section Time (Section)	0:10.68 (L1200)
Top Speed [km/h] (Section)	68.4 (Overall)
Race State	Finished



Morphettville Parks SA - Professional

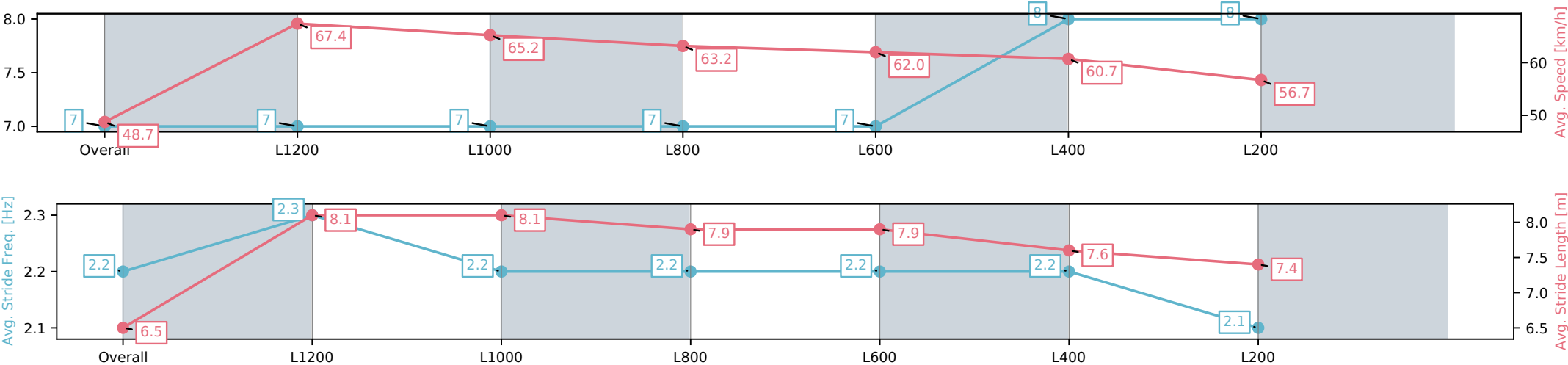
Race 7: Croser Handicap - 1400m

15 March 2025 - 5:22PM

Track Rating: Good 4, Weather: Fine, Rail Position: +9m 1000m-W/
Post; +6m Remainder



Section	Overall	L1200	L1000	L800	L600	L400	L200
Section Times	1:24.56[7] (0:14.76)	1:09.80[7] (0:10.68)	0:59.12[7] (0:11.15)	0:47.97[7] (0:11.48)	0:36.49[7] (0:11.83)	0:24.66[8] (0:11.95)	0:12.71[8] (0:12.71)
Average Speed [km/h]	48.7	67.4	65.2	63.2	62.0	60.7	56.7
Top Speed [km/h]	67.5	68.4	67.1	64.3	62.9	61.8	60.6
Avg. Dist. to Rail [m]	3.6	1.4	2.3	3.4	3.2	4.3	5.7
Avg. Stride Freq. [Hz]	2.2	2.3	2.2	2.2	2.2	2.2	2.1
Avg. Stride Length [m]	6.5	8.1	8.1	7.9	7.9	7.6	7.4



[] Ranking at each section and finish
-:-:- No data available at this section
NA No data available

Horse/Jockey Name	PRICILLA'S CHOICE/Ben Price
Finish Rank	8
Fastest Section Time (Section)	0:10.77 (L1200)
Top Speed [km/h] (Section)	68.1 (Overall)
Race State	Finished



Morphettville Parks SA - Professional

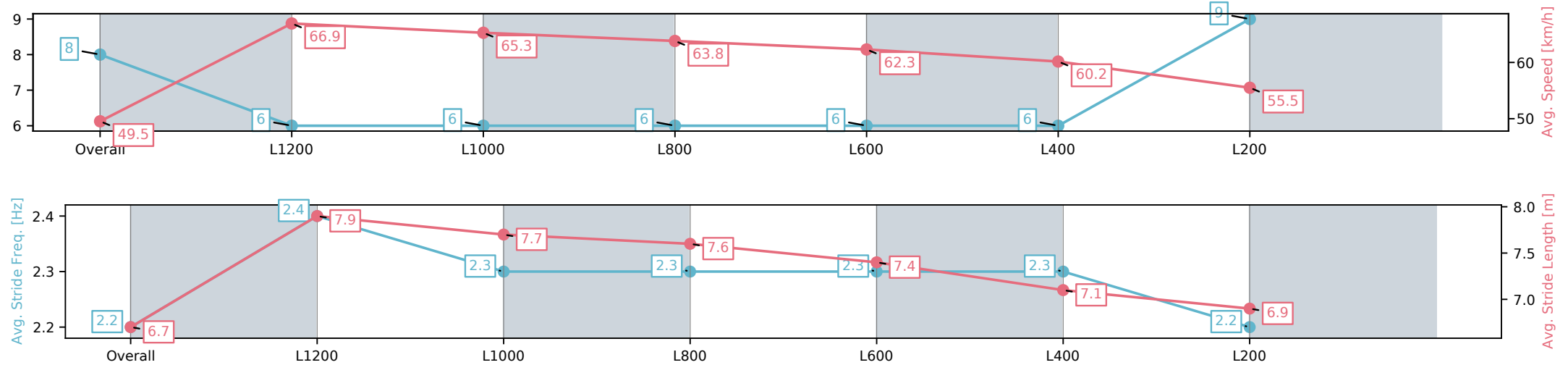
Race 7: Croser Handicap - 1400m

15 March 2025 - 5:22PM

Track Rating: Good 4, Weather: Fine, Rail Position: +9m 1000m-W/
Post; +6m Remainder



Section	Overall	L1200	L1000	L800	L600	L400	L200
Section Times	1:24.88[8] (0:14.55)	1:10.33[6] (0:10.77)	0:59.56[6] (0:11.20)	0:48.36[6] (0:11.40)	0:36.96[6] (0:11.87)	0:25.09[6] (0:12.12)	0:12.97[9] (0:12.97)
Average Speed [km/h]	49.5	66.9	65.3	63.8	62.3	60.2	55.5
Top Speed [km/h]	66.8	68.1	66.6	64.4	63.7	61.3	59.0
Avg. Dist. to Rail [m]	6.0	1.6	3.6	4.7	4.7	5.6	7.0
Avg. Stride Freq. [Hz]	2.2	2.4	2.3	2.3	2.3	2.3	2.2
Avg. Stride Length [m]	6.7	7.9	7.7	7.6	7.4	7.1	6.9



[] Ranking at each section and finish
-:-:- No data available at this section
NA No data available

Horse/Jockey Name	PRESS EXPRESS/Teagan Voorham
Finish Rank	9
Fastest Section Time (Section)	0:10.68 (L1200)
Top Speed [km/h] (Section)	67.7 (Overall)
Race State	Finished



Morphettville Parks SA - Professional

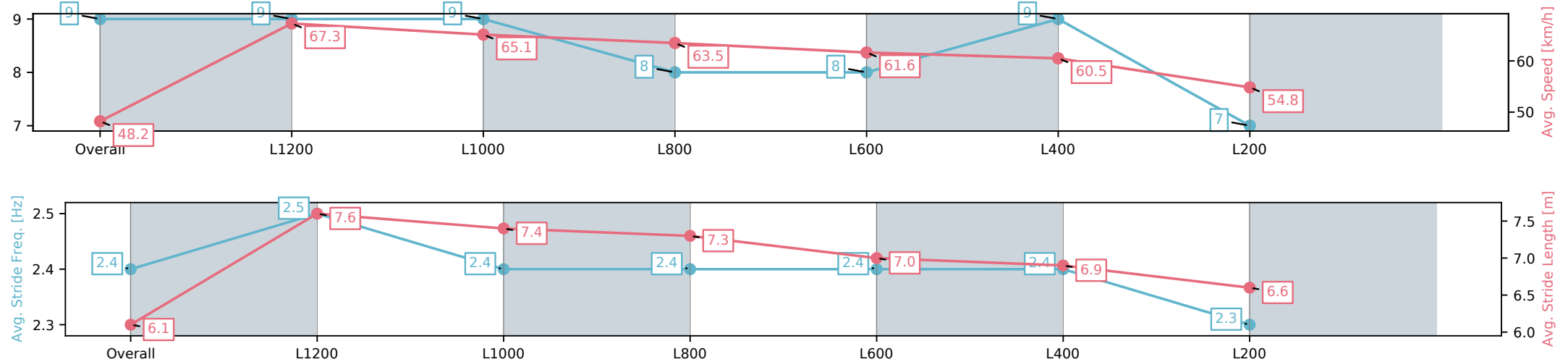
Race 7: Croser Handicap - 1400m

15 March 2025 - 5:22PM

Track Rating: Good 4, Weather: Fine, Rail Position: +9m 1000m-W/
Post; +6m Remainder



Section	Overall	L1200	L1000	L800	L600	L400	L200
Section Times	1:24.96[9] (0:14.95)	1:10.01[9] (0:10.68)	0:59.33[9] (0:11.08)	0:48.25[8] (0:11.38)	0:36.87[8] (0:11.83)	0:25.04[9] (0:11.92)	0:13.12[7] (0:13.12)
Average Speed [km/h]	48.2	67.3	65.1	63.5	61.6	60.5	54.8
Top Speed [km/h]	66.6	67.7	66.8	64.7	62.6	62.1	58.9
Avg. Dist. to Rail [m]	4.3	0.9	1.1	1.9	2.0	1.4	2.6
Avg. Stride Freq. [Hz]	2.4	2.5	2.4	2.4	2.4	2.4	2.3
Avg. Stride Length [m]	6.1	7.6	7.4	7.3	7.0	6.9	6.6



[] Ranking at each section and finish
-:-:- No data available at this section
NA No data available