



Morphettville Parks SA
Race 5: Adelaide Galvanising Industries Handicap - 1000m
15 March 2025 - 2:50PM



Track Rating: Good 4, Weather: Fine, Rail Position: +9m 1000m-W/Post; +6m Remainder

Section Field Times							Overall	L800	L600	L400	L200			
							0:58.35 (0:12.07)	0:46.28 (0:09.70)	0:36.57 (0:11.32)	0:25.26 (0:13.68)	0:11.59 (0:11.59)			
Position	#	Horse/Jockey	Barrier	Top Speed [km/h]	Fastest Section	First 400m						Margin	Distance Travelled From Winner [m]	
1	5	ENUFF SEDUCTION	5	69.7	0:10.67	0:24.99	0:58.35	0:44.03 [7]	0:33.36 [6]	0:22.36 [6]	0:11.47 [3]		0:58.35	
		Jason Holder		1000-800	800-600		(0:14.32)	(0:10.67)	(0:11.00)	(0:10.89)	(0:11.47)			
2	2	SIR NOW	2	69.7	0:10.64	0:24.37	0:58.39	0:44.66 [3]	0:34.02 [3]	0:22.91 [2]	0:11.58 [2]		0.27L	-1
		Connor Murtagh		1000-800	800-600		(0:13.73)	(0:10.64)	(0:11.11)	(0:11.33)	(0:11.57)			
3	3	SHADOW EAGLE	4	69.1	0:10.80	0:24.76	0:58.50	0:44.54 [5]	0:33.74 [5]	0:22.64 [5]	0:11.47 [4]		0.97L	-3
		Manoel Nunes		1000-800	800-600		(0:13.96)	(0:10.80)	(0:11.10)	(0:11.17)	(0:11.47)			
4	8	ISLA'S FURY	1	70.2	0:10.63	0:24.28	0:58.65	0:44.99 [2]	0:34.36 [2]	0:23.16 [3]	0:11.89 [1]		1.91L	-2
		Taylor Johnstone		1000-800	800-600		(0:13.66)	(0:10.63)	(0:11.20)	(0:11.27)	(0:11.89)			
5	6	GOLD SPIRIT	8	69.1	0:10.88	0:24.62	0:59.08	0:45.34 [4]	0:34.46 [4]	0:23.37 [4]	0:11.92 [5]		4.6L	-1
		Ben Price		1000-800	800-600		(0:13.74)	(0:10.88)	(0:11.09)	(0:11.45)	(0:11.92)			
6	1	PURE AQUA	6	69.2	0:10.67	0:25.03	0:59.57	0:45.21 [8]	0:34.54 [7]	0:23.55 [7]	0:12.25 [6]		7.67L	+2
		Jake Toeroek		1000-800	800-600		(0:14.36)	(0:10.67)	(0:10.99)	(0:11.30)	(0:12.25)			
7	9	DUCK DUCK DUCK	3	68.0	0:10.90	0:25.13	0:59.67	0:45.44 [6]	0:34.54 [8]	0:23.09 [8]	0:11.53 [7]		8.3L	+0
		Matthew Chadwick		1000-800	800-600		(0:14.23)	(0:10.90)	(0:11.45)	(0:11.56)	(0:11.53)			
8	7	EFFUSIV	7	54.7	0:09.70	0:21.76	1:09.11	0:57.05 [1]	0:47.35 [1]	0:36.03 [1]	0:19.50 [8]		67.67L	+1
		Lachlan Neindorf		1000-800	800-600		(0:12.06)	(0:09.70)	(0:11.32)	(0:16.53)	(0:19.50)			

Scratched: Up The Den (#4)

Horse/Jockey Name	ENUFF SEDUCTION/Jason Holder
Finish Rank	1
Fastest Section Time (Section)	0:10.67 (L800)
Top Speed [km/h] (Section)	69.7 (Overall)
Race State	Finished



Morphettville Parks SA - Professional

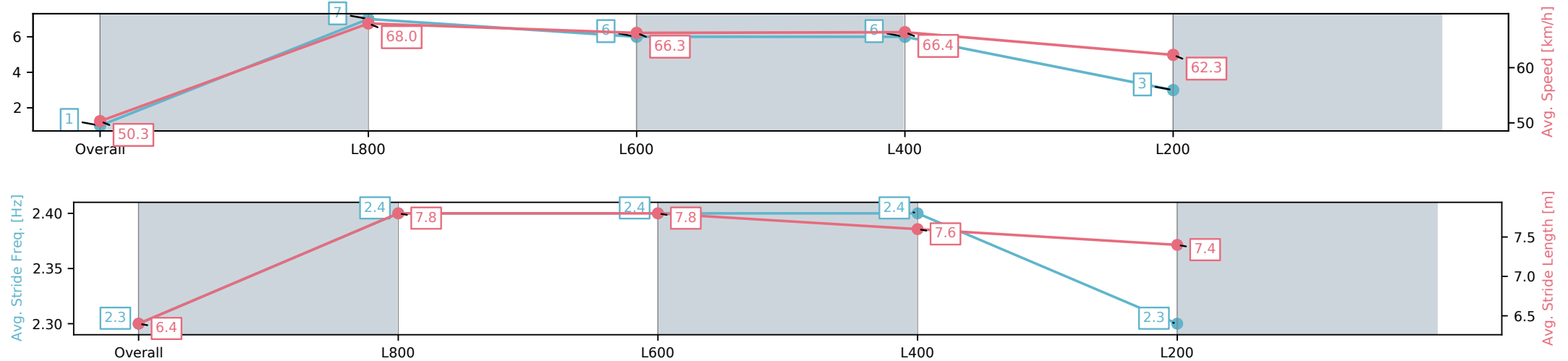
Race 5: Adelaide Galvanising Industries Handicap - 1000m

15 March 2025 - 2:50PM

Track Rating: Good 4, Weather: Fine, Rail Position: +9m 1000m-W/
Post; +6m Remainder



Section	Overall	L800	L600	L400	L200
Section Times	0:58.35[1] (0:14.32)	0:44.03[7] (0:10.67)	0:33.36[6] (0:11.00)	0:22.36[6] (0:10.89)	0:11.47[3] (0:11.47)
Average Speed [km/h]	50.3	68.0	66.3	66.4	62.3
Top Speed [km/h]	68.9	69.7	67.4	67.0	65.6
Avg. Dist. to Rail [m]	4.3	2.4	2.2	2.8	3.2
Avg. Stride Freq. [Hz]	2.3	2.4	2.4	2.4	2.3
Avg. Stride Length [m]	6.4	7.8	7.8	7.6	7.4



[] Ranking at each section and finish
-:-:- No data available at this section
NA No data available

Horse/Jockey Name	SIR NOW/Connor Murtagh
Finish Rank	2
Fastest Section Time (Section)	0:10.64 (L800)
Top Speed [km/h] (Section)	69.7 (Overall)
Race State	Finished



Morphettville Parks SA - Professional

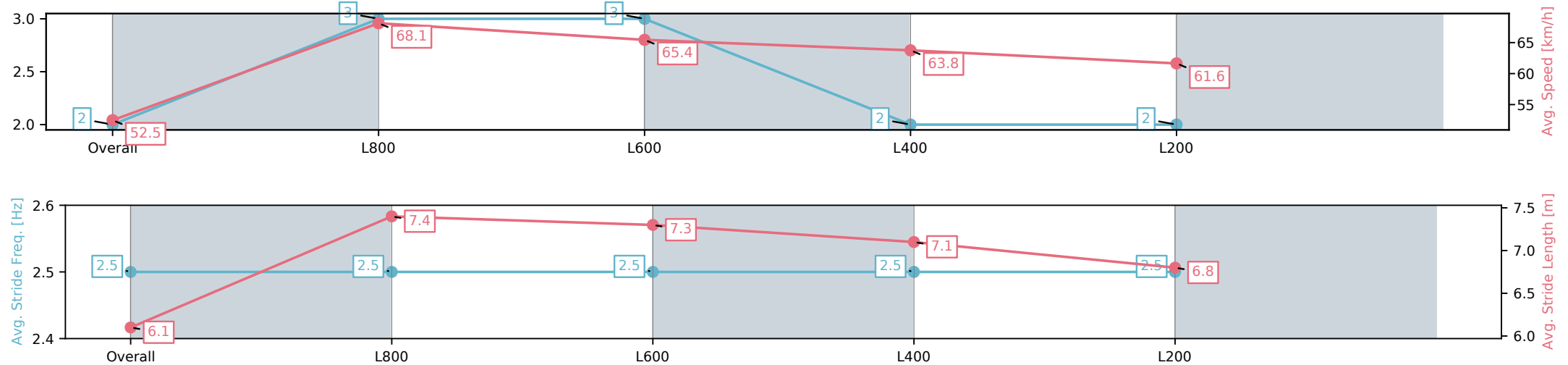
Race 5: Adelaide Galvanising Industries Handicap - 1000m

15 March 2025 - 2:50PM

Track Rating: Good 4, Weather: Fine, Rail Position: +9m 1000m-W/
Post; +6m Remainder



Section	Overall	L800	L600	L400	L200
Section Times	0:58.39[2] (0:13.73)	0:44.66[3] (0:10.64)	0:34.02[3] (0:11.11)	0:22.91[2] (0:11.33)	0:11.58[2] (0:11.57)
Average Speed [km/h]	52.5	68.1	65.4	63.8	61.6
Top Speed [km/h]	69.7	69.3	66.9	65.1	63.0
Avg. Dist. to Rail [m]	2.3	1.9	1.8	1.8	1.7
Avg. Stride Freq. [Hz]	2.5	2.5	2.5	2.5	2.5
Avg. Stride Length [m]	6.1	7.4	7.3	7.1	6.8



[] Ranking at each section and finish
-:-:- No data available at this section
NA No data available

Horse/Jockey Name	SHADOW EAGLE/Manoel Nunes
Finish Rank	3
Fastest Section Time (Section)	0:10.80 (L800)
Top Speed [km/h] (Section)	69.1 (Overall)
Race State	Finished



Morphettville Parks SA - Professional

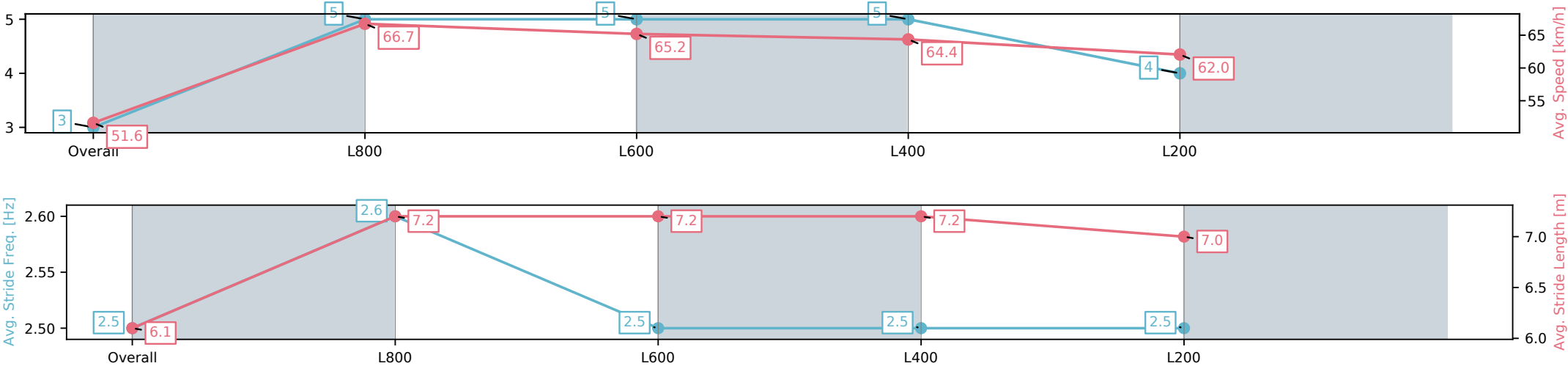
Race 5: Adelaide Galvanising Industries Handicap - 1000m

15 March 2025 - 2:50PM

Track Rating: Good 4, Weather: Fine, Rail Position: +9m 1000m-W/
Post; +6m Remainder



Section	Overall	L800	L600	L400	L200
Section Times	0:58.50[3] (0:13.96)	0:44.54[5] (0:10.80)	0:33.74[5] (0:11.10)	0:22.64[5] (0:11.17)	0:11.47[4] (0:11.47)
Average Speed [km/h]	51.6	66.7	65.2	64.4	62.0
Top Speed [km/h]	68.5	69.1	66.8	65.1	62.4
Avg. Dist. to Rail [m]	3.3	0.8	0.8	0.4	3.8
Avg. Stride Freq. [Hz]	2.5	2.6	2.5	2.5	2.5
Avg. Stride Length [m]	6.1	7.2	7.2	7.2	7.0



[] Ranking at each section and finish
-:-:- No data available at this section
NA No data available

Horse/Jockey Name	ISLA'S FURY/Taylor Johnstone
Finish Rank	4
Fastest Section Time (Section)	0:10.63 (L800)
Top Speed [km/h] (Section)	70.2 (Overall)
Race State	Finished



Morphettville Parks SA - Professional

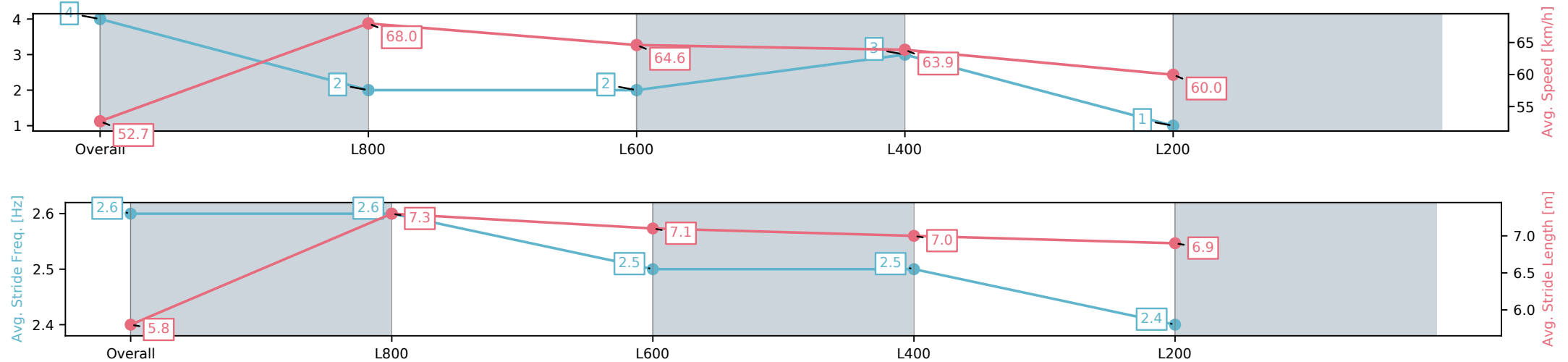
Race 5: Adelaide Galvanising Industries Handicap - 1000m

15 March 2025 - 2:50PM

Track Rating: Good 4, Weather: Fine, Rail Position: +9m 1000m-W/
Post; +6m Remainder



Section	Overall	L800	L600	L400	L200
Section Times	0:58.65[4] (0:13.66)	0:44.99[2] (0:10.63)	0:34.36[2] (0:11.20)	0:23.16[3] (0:11.27)	0:11.89[1] (0:11.89)
Average Speed [km/h]	52.7	68.0	64.6	63.9	60.0
Top Speed [km/h]	70.2	69.4	65.2	64.8	62.7
Avg. Dist. to Rail [m]	1.7	1.2	0.9	0.6	0.8
Avg. Stride Freq. [Hz]	2.6	2.6	2.5	2.5	2.4
Avg. Stride Length [m]	5.8	7.3	7.1	7.0	6.9



[] Ranking at each section and finish
-:-:- No data available at this section
NA No data available

Horse/Jockey Name	GOLD SPIRIT/Ben Price
Finish Rank	5
Fastest Section Time (Section)	0:10.88 (L800)
Top Speed [km/h] (Section)	69.1 (Overall)
Race State	Finished



Morphettville Parks SA - Professional

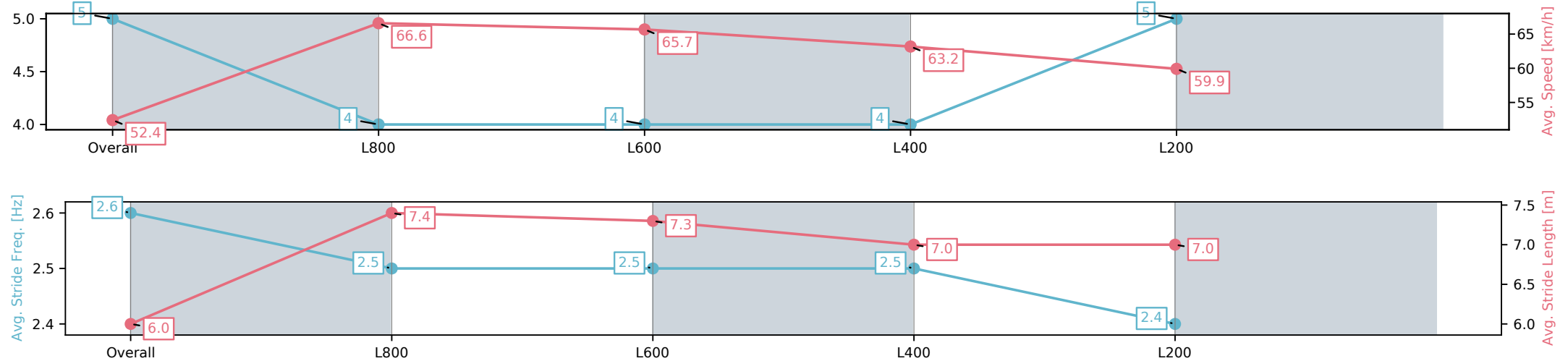
Race 5: Adelaide Galvanising Industries Handicap - 1000m

15 March 2025 - 2:50PM

Track Rating: Good 4, Weather: Fine, Rail Position: +9m 1000m-W/
Post; +6m Remainder



Section	Overall	L800	L600	L400	L200
Section Times	0:59.08[5] (0:13.74)	0:45.34[4] (0:10.88)	0:34.46[4] (0:11.09)	0:23.37[4] (0:11.45)	0:11.92[5] (0:11.92)
Average Speed [km/h]	52.4	66.6	65.7	63.2	59.9
Top Speed [km/h]	69.1	68.9	67.2	64.8	61.6
Avg. Dist. to Rail [m]	7.1	2.4	1.9	3.0	5.1
Avg. Stride Freq. [Hz]	2.6	2.5	2.5	2.5	2.4
Avg. Stride Length [m]	6.0	7.4	7.3	7.0	7.0



[] Ranking at each section and finish
-:-:- No data available at this section
NA No data available

Horse/Jockey Name	PURE AQUA/Jake Toeroek
Finish Rank	6
Fastest Section Time (Section)	0:10.67 (L800)
Top Speed [km/h] (Section)	69.2 (Overall)
Race State	Finished



Morphettville Parks SA - Professional

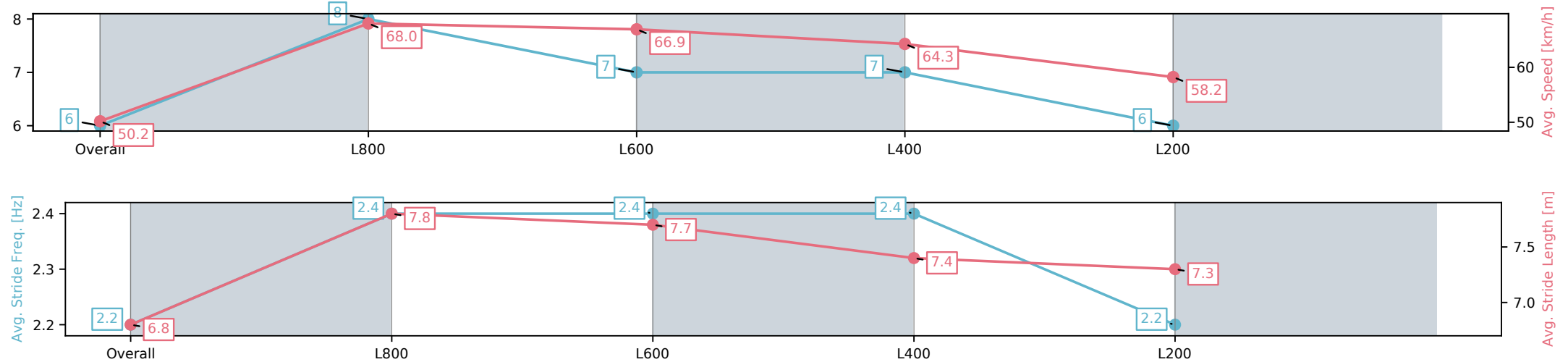
Race 5: Adelaide Galvanising Industries Handicap - 1000m

15 March 2025 - 2:50PM

Track Rating: Good 4, Weather: Fine, Rail Position: +9m 1000m-W/
Post; +6m Remainder



Section	Overall	L800	L600	L400	L200
Section Times	0:59.57[6] (0:14.36)	0:45.21[8] (0:10.67)	0:34.54[7] (0:10.99)	0:23.55[7] (0:11.30)	0:12.25[6] (0:12.25)
Average Speed [km/h]	50.2	68.0	66.9	64.3	58.2
Top Speed [km/h]	68.0	69.2	68.4	66.0	61.9
Avg. Dist. to Rail [m]	5.2	2.6	3.5	4.5	5.7
Avg. Stride Freq. [Hz]	2.2	2.4	2.4	2.4	2.2
Avg. Stride Length [m]	6.8	7.8	7.7	7.4	7.3



[] Ranking at each section and finish
-:-:- No data available at this section
NA No data available

Horse/Jockey Name	DUCK DUCK DUCK/Matthew Chadwick
Finish Rank	7
Fastest Section Time (Section)	0:10.90 (L800)
Top Speed [km/h] (Section)	68.0 (Overall)
Race State	Finished



Morphettville Parks SA - Professional

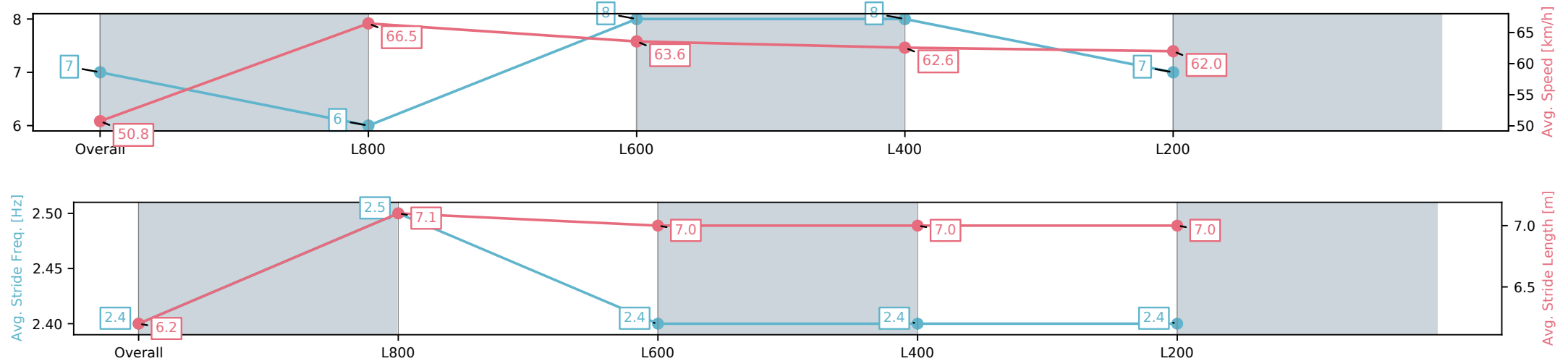
Race 5: Adelaide Galvanising Industries Handicap - 1000m

15 March 2025 - 2:50PM

Track Rating: Good 4, Weather: Fine, Rail Position: +9m 1000m-W/
Post; +6m Remainder



Section	Overall	L800	L600	L400	L200
Section Times	0:59.67[7] (0:14.23)	0:45.44[6] (0:10.90)	0:34.54[8] (0:11.45)	0:23.09[8] (0:11.56)	0:11.53[7] (0:11.53)
Average Speed [km/h]	50.8	66.5	63.6	62.6	62.0
Top Speed [km/h]	65.6	68.0	64.3	63.2	63.4
Avg. Dist. to Rail [m]	3.8	1.9	2.0	2.7	3.2
Avg. Stride Freq. [Hz]	2.4	2.5	2.4	2.4	2.4
Avg. Stride Length [m]	6.2	7.1	7.0	7.0	7.0



[] Ranking at each section and finish
-:-:- No data available at this section
NA No data available

Horse/Jockey Name	EFFUSIV/Lachlan Neindorf
Finish Rank	8
Fastest Section Time (Section)	0:09.70 (L800)
Top Speed [km/h] (Section)	54.7 (Overall)
Race State	Finished



Morphettville Parks SA - Professional

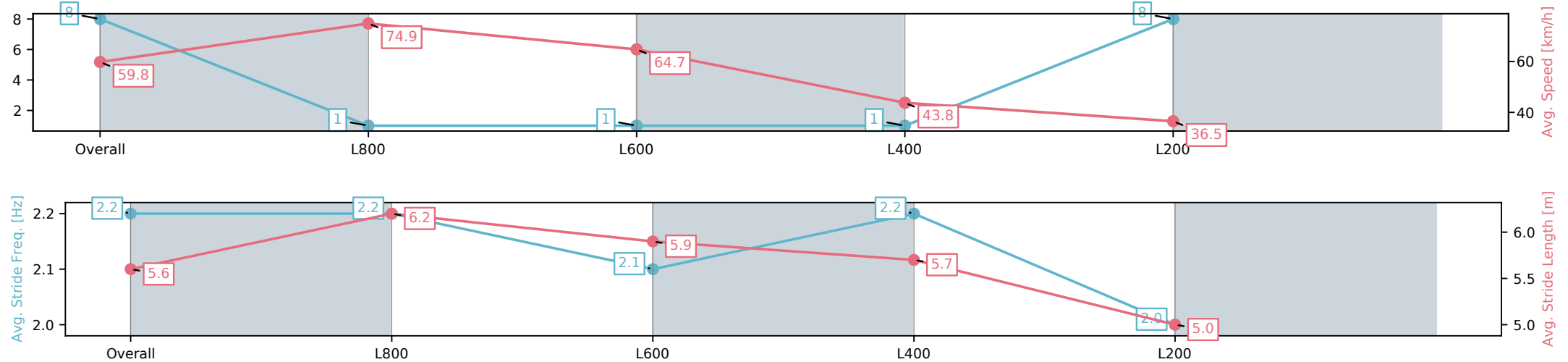
Race 5: Adelaide Galvanising Industries Handicap - 1000m

15 March 2025 - 2:50PM

Track Rating: Good 4, Weather: Fine, Rail Position: +9m 1000m-W/
Post; +6m Remainder



Section	Overall	L800	L600	L400	L200
Section Times	1:09.11[8] (0:12.06)	0:57.05[1] (0:09.70)	0:47.35[1] (0:11.32)	0:36.03[1] (0:16.53)	0:19.50[8] (0:19.50)
Average Speed [km/h]	59.8	74.9	64.7	43.8	36.5
Top Speed [km/h]	54.7	52.8	46.9	44.9	41.5
Avg. Dist. to Rail [m]	6.2	3.3	3.0	2.0	5.7
Avg. Stride Freq. [Hz]	2.2	2.2	2.1	2.2	2.0
Avg. Stride Length [m]	5.6	6.2	5.9	5.7	5.0



[] Ranking at each section and finish
-:-:- No data available at this section
NA No data available