



Morphettville Parks SA  
Race 4: Sportsbet Same Race Multi Maiden Plate - 1250m  
15 March 2025 - 2:20PM



Track Rating: Good 4, Weather: Fine, Rail Position: +9m 1000m-W/Post; +6m Remainder

Section  
Field Times

Overall  
1:15.16  
(0:16.75)

L1000  
0:58.41  
(0:11.28)

L800  
0:47.13  
(0:11.59)

L600  
0:35.54  
(0:11.85)

L400  
0:23.69  
(0:11.69)

L200  
0:12.01  
(0:12.01)

Position	#	Horse/Jockey	Barrier	Top Speed [km/h]	Fastest Section	First 400m	Overall	L1000	L800	L600	L400	L200	Margin	Distance Travelled From Winner [m]
1	9	ALL TOO MYSTI	2	68.8	0:11.30	0:25.33	1:15.16	0:58.25 [4]	0:46.95 [3]	0:35.37 [3]	0:23.56 [4]	0:11.90 [3]	1:15.16	
		Jake Toeroek		1400-1200	1000-800		(0:16.91)	(0:11.30)	(0:11.57)	(0:11.81)	(0:11.66)	(0:11.90)		
2	4	MOUGENOT	8	67.3	0:11.18	0:25.11	1:15.68	0:58.82 [2]	0:47.64 [2]	0:36.04 [2]	0:24.22 [1]	0:12.53 [1]	3.25L	-4
		Ben Price		1400-1200	1000-800		(0:16.86)	(0:11.18)	(0:11.60)	(0:11.82)	(0:11.69)	(0:12.53)		
3	2	NOVELA	12	68.7	0:11.28	0:25.11	1:15.72	0:58.97 [1]	0:47.69 [1]	0:36.11 [1]	0:24.26 [1]	0:12.50 [2]	3.48L	+5
		Todd Pannell		1400-1200	1000-800		(0:16.75)	(0:11.28)	(0:11.57)	(0:11.85)	(0:11.76)	(0:12.50)		
4	7	FANCY SHOULDER	7	68.1	0:11.32	0:25.31	1:15.76	0:58.86 [3]	0:47.54 [4]	0:35.97 [4]	0:24.18 [3]	0:12.45 [4]	3.72L	+5
		Felicity Atkinson		1400-1200	1000-800		(0:16.90)	(0:11.32)	(0:11.56)	(0:11.79)	(0:11.73)	(0:12.45)		
5	15	PRANCE 'N' BOW	9	66.1	0:11.54	0:26.19	1:15.92	0:58.39 [9]	0:46.85 [9]	0:35.20 [9]	0:23.58 [9]	0:12.04 [8]	4.73L	+4
		Rochelle Milnes		1400-1200	1000-800		(0:17.53)	(0:11.54)	(0:11.65)	(0:11.62)	(0:11.54)	(0:12.04)		
6	16	BRIMARVI ROSEMARIE	4	66.5	0:11.41	0:26.27	1:15.99	0:58.24 [11]	0:46.79 [10]	0:35.16 [11]	0:23.43 [11]	0:12.02 [9]	5.17L	+3
		Manoel Nunes		600-400	400-200		(0:17.75)	(0:11.45)	(0:11.63)	(0:11.73)	(0:11.41)	(0:12.02)		
7	14	TAHNEE TERRITORY	3	67.8	0:11.22	0:25.47	1:16.08	0:58.91 [6]	0:47.69 [5]	0:36.06 [6]	0:24.36 [5]	0:12.55 [5]	5.75L	+2
		Kayla Crowther		1400-1200	1000-800		(0:17.17)	(0:11.22)	(0:11.63)	(0:11.70)	(0:11.81)	(0:12.55)		
8	13	STOLEN KISS	10	67.4	0:11.51	0:25.85	1:16.12	0:58.85 [7]	0:47.33 [7]	0:35.82 [7]	0:24.31 [7]	0:12.55 [7]	5.98L	+7
		Lachlan Neindorf		1400-1200	800-600		(0:17.27)	(0:11.52)	(0:11.51)	(0:11.51)	(0:11.76)	(0:12.55)		
9	1	LUDO	5	67.3	0:11.37	0:25.54	1:16.13	0:59.08 [5]	0:47.71 [6]	0:36.14 [5]	0:24.40 [6]	0:12.57 [6]	6.07L	+7
		Alana Livesey		1400-1200	1000-800		(0:17.05)	(0:11.37)	(0:11.56)	(0:11.74)	(0:11.83)	(0:12.56)		
10	10	HIGH HEELED	1	66.4	0:11.49	0:26.00	1:16.41	0:58.99 [8]	0:47.50 [8]	0:35.82 [8]	0:24.03 [10]	0:12.36 [10]	7.81L	+0
		Taylor Johnstone		1400-1200	1000-800		(0:17.42)	(0:11.49)	(0:11.68)	(0:11.79)	(0:11.67)	(0:12.36)		

Scratched: Top Of The Ridge (#3), Snoopy Now (#5), Grinzinger Gold (#8), Hysterical Lady (#11), Shalhavmusik (#12)

Report Created: Sat 15 March 2025 15:10:35 GMT+11 (Note: Timing is based on positional data)

Page 1/13

[ ] Position in running at each section and finish  
-:-:- No data available at this section  
NA No data available  
Background shading for fastest section

# Saddle cloth number  
DNF Did not finish  
DNT Did not track



**Morphettville Parks SA**  
**Race 4: Sportsbet Same Race Multi Maiden Plate - 1250m**  
**15 March 2025 - 2:20PM**



Track Rating: Good 4, Weather: Fine, Rail Position: +9m 1000m-W/Post; +6m Remainder

**Section**

**Field Times**

**Overall**

**L1000**

**L800**

**L600**

**L400**

**L200**

**1:15.16**

**0:58.41**

**0:47.13**

**0:35.54**

**0:23.69**

**0:12.01**

(0:16.75)

(0:11.28)

(0:11.59)

(0:11.85)

(0:11.69)

(0:12.01)

Position	#	Horse/Jockey	Barrier	Top Speed [km/h]	Fastest Section	First 400m	Overall	L1000	L800	L600	L400	L200	Margin	Distance Travelled From Winner [m]
11	6	STAR GLADIATOR	6	65.9	0:11.51	0:26.31	1:16.69	0:58.99 [10]	0:47.48 [11]	0:35.89 [10]	0:24.36 [8]	0:12.58 [11]	9.61L	+9
		Will Price		1400-1200	1000-800		(0:17.70)	(0:11.51)	(0:11.59)	(0:11.53)	(0:11.78)	(0:12.57)		

Scratched: Top Of The Ridge (#3), Snoopy Now (#5), Grinzinger Gold (#8), Hysterical Lady (#11), Shalhavmusik (#12)

Horse/Jockey Name	ALL TOO MYSTI/Jake Toeroek
Finish Rank	1
Fastest Section Time (Section)	0:11.30 (L800)
Top Speed [km/h] (Section)	68.8 (Overall)
Race State	Finished



Morphettville Parks SA - Professional

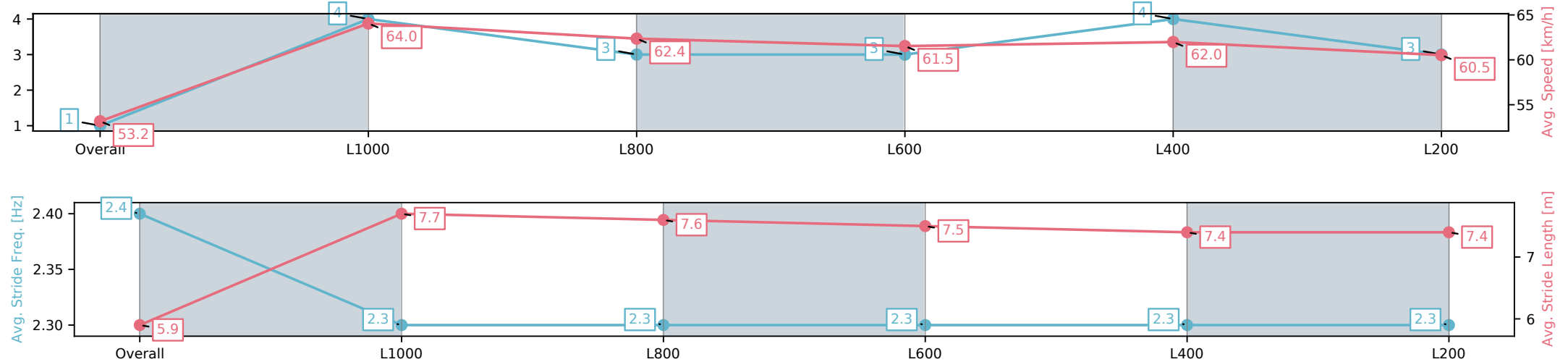
Race 4: Sportsbet Same Race Multi Maiden Plate - 1250m

15 March 2025 - 2:20PM

Track Rating: Good 4, Weather: Fine, Rail Position: +9m 1000m-W/  
Post; +6m Remainder



Section	Overall	L1000	L800	L600	L400	L200
Section Times	1:15.16[1] (0:16.91)	0:58.25[4] (0:11.30)	0:46.95[3] (0:11.57)	0:35.37[3] (0:11.81)	0:23.56[4] (0:11.66)	0:11.90[3] (0:11.90)
Average Speed [km/h]	53.2	64.0	62.4	61.5	62.0	60.5
Top Speed [km/h]	68.8	66.0	62.9	62.5	63.5	63.9
Avg. Dist. to Rail [m]	2.8	1.2	1.6	1.6	2.7	3.2
Avg. Stride Freq. [Hz]	2.4	2.3	2.3	2.3	2.3	2.3
Avg. Stride Length [m]	5.9	7.7	7.6	7.5	7.4	7.4



[ ] Ranking at each section and finish  
-:-:- No data available at this section  
NA No data available

Horse/Jockey Name	MOUGENOT/Ben Price
Finish Rank	2
Fastest Section Time (Section)	0:11.18 (L800)
Top Speed [km/h] (Section)	67.3 (Overall)
Race State	Finished



Morphettville Parks SA - Professional

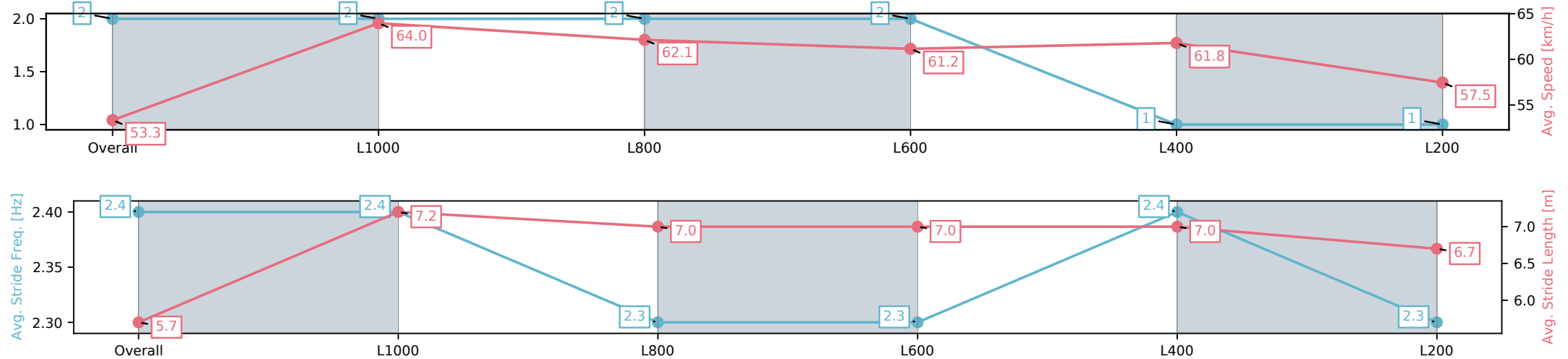
Race 4: Sportsbet Same Race Multi Maiden Plate - 1250m

15 March 2025 - 2:20PM

Track Rating: Good 4, Weather: Fine, Rail Position: +9m 1000m-W/  
Post; +6m Remainder



Section	Overall	L1000	L800	L600	L400	L200
Section Times	1:15.68[2] (0:16.86)	0:58.82[2] (0:11.18)	0:47.64[2] (0:11.60)	0:36.04[2] (0:11.82)	0:24.22[1] (0:11.69)	0:12.53[1] (0:12.53)
Average Speed [km/h]	53.3	64.0	62.1	61.2	61.8	57.5
Top Speed [km/h]	67.3	66.5	63.3	62.0	62.1	60.9
Avg. Dist. to Rail [m]	6.2	1.2	0.5	0.8	1.7	2.1
Avg. Stride Freq. [Hz]	2.4	2.4	2.3	2.3	2.4	2.3
Avg. Stride Length [m]	5.7	7.2	7.0	7.0	7.0	6.7



[ ] Ranking at each section and finish  
-:-:- No data available at this section  
NA No data available

Horse/Jockey Name	NOVELA/Todd Pannell
Finish Rank	3
Fastest Section Time (Section)	0:11.28 (L800)
Top Speed [km/h] (Section)	68.7 (Overall)
Race State	Finished



Morphettville Parks SA - Professional

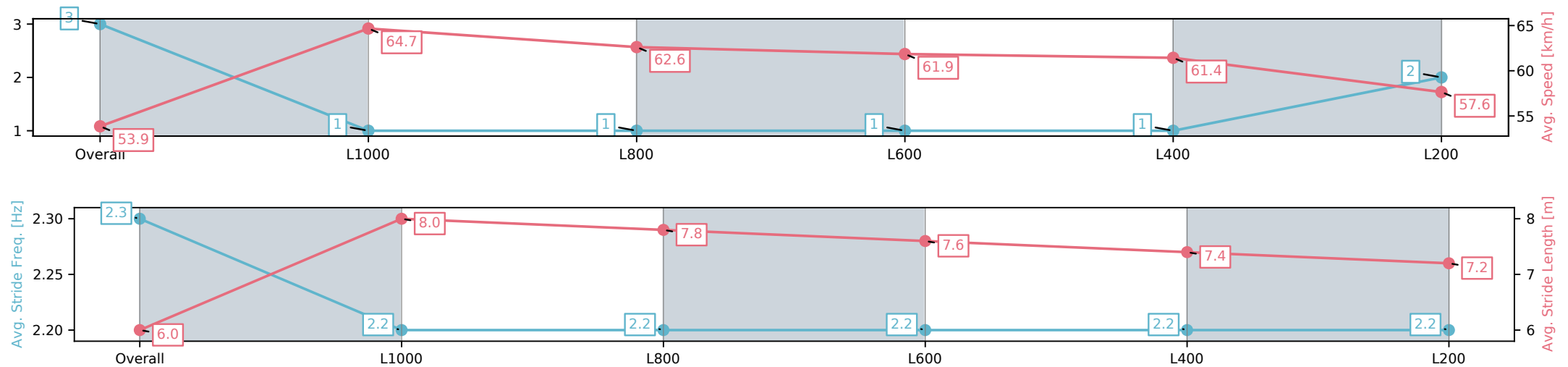
Race 4: Sportsbet Same Race Multi Maiden Plate - 1250m

15 March 2025 - 2:20PM

Track Rating: Good 4, Weather: Fine, Rail Position: +9m 1000m-W/  
Post; +6m Remainder



Section	Overall	L1000	L800	L600	L400	L200
Section Times	1:15.72[3] (0:16.75)	0:58.97[1] (0:11.28)	0:47.69[1] (0:11.57)	0:36.11[1] (0:11.85)	0:24.26[1] (0:11.76)	0:12.50[2] (0:12.50)
Average Speed [km/h]	53.9	64.7	62.6	61.9	61.4	57.6
Top Speed [km/h]	68.7	67.5	63.6	62.6	63.6	59.8
Avg. Dist. to Rail [m]	8.5	2.7	3.1	2.9	2.9	2.9
Avg. Stride Freq. [Hz]	2.3	2.2	2.2	2.2	2.2	2.2
Avg. Stride Length [m]	6.0	8.0	7.8	7.6	7.4	7.2



[ ] Ranking at each section and finish  
-:-:- No data available at this section  
NA No data available

Horse/Jockey Name	FANCY SHOULDER/Felicity Atkinson
Finish Rank	4
Fastest Section Time (Section)	0:11.32 (L800)
Top Speed [km/h] (Section)	68.1 (Overall)
Race State	Finished



Morphettville Parks SA - Professional

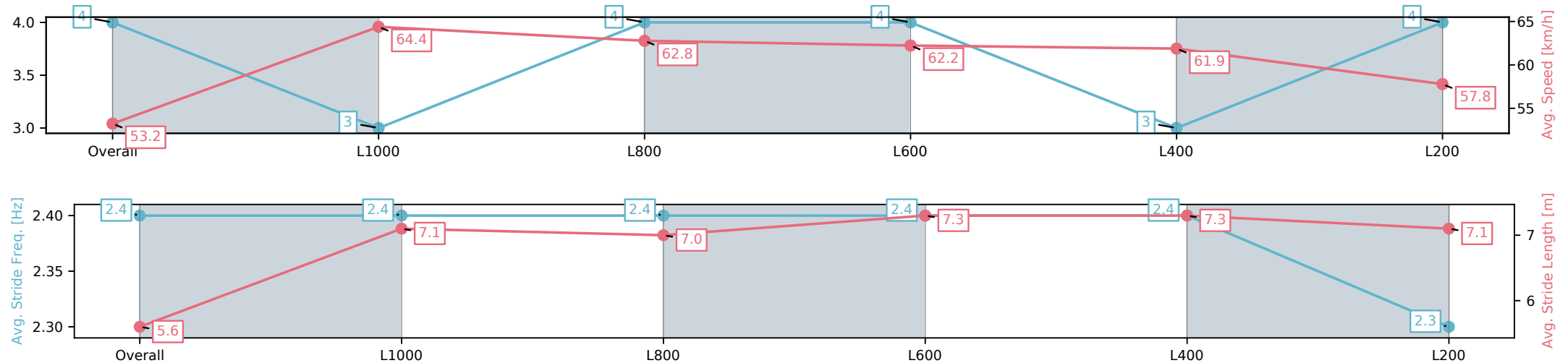
Race 4: Sportsbet Same Race Multi Maiden Plate - 1250m

15 March 2025 - 2:20PM

Track Rating: Good 4, Weather: Fine, Rail Position: +9m 1000m-W/  
Post; +6m Remainder



Section	Overall	L1000	L800	L600	L400	L200
Section Times	1:15.76[4] (0:16.90)	0:58.86[3] (0:11.32)	0:47.54[4] (0:11.56)	0:35.97[4] (0:11.79)	0:24.18[3] (0:11.73)	0:12.45[4] (0:12.45)
Average Speed [km/h]	53.2	64.4	62.8	62.2	61.9	57.8
Top Speed [km/h]	68.1	66.0	63.2	63.2	62.8	61.5
Avg. Dist. to Rail [m]	5.7	2.6	2.7	3.5	3.8	5.2
Avg. Stride Freq. [Hz]	2.4	2.4	2.4	2.4	2.4	2.3
Avg. Stride Length [m]	5.6	7.1	7.0	7.3	7.3	7.1



[ ] Ranking at each section and finish  
-:-:- No data available at this section  
NA No data available

Horse/Jockey Name	PRANCE 'N' BOW/Rochelle Milnes
Finish Rank	5
Fastest Section Time (Section)	0:11.54 (L800)
Top Speed [km/h] (Section)	66.1 (Overall)
Race State	Finished



Morphettville Parks SA - Professional

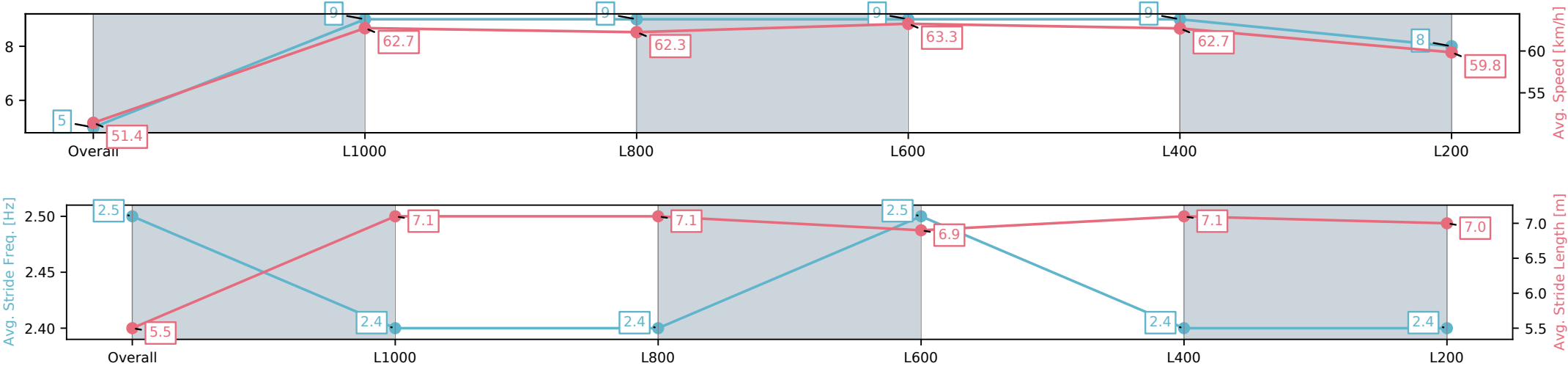
Race 4: Sportsbet Same Race Multi Maiden Plate - 1250m

15 March 2025 - 2:20PM

Track Rating: Good 4, Weather: Fine, Rail Position: +9m 1000m-W/  
Post; +6m Remainder



Section	Overall	L1000	L800	L600	L400	L200
Section Times	1:15.92[5] (0:17.53)	0:58.39[9] (0:11.54)	0:46.85[9] (0:11.65)	0:35.20[9] (0:11.62)	0:23.58[9] (0:11.54)	0:12.04[8] (0:12.04)
Average Speed [km/h]	51.4	62.7	62.3	63.3	62.7	59.8
Top Speed [km/h]	66.1	64.9	64.2	64.6	64.4	62.0
Avg. Dist. to Rail [m]	5.3	1.6	2.5	3.8	3.4	7.6
Avg. Stride Freq. [Hz]	2.5	2.4	2.4	2.5	2.4	2.4
Avg. Stride Length [m]	5.5	7.1	7.1	6.9	7.1	7.0



[ ] Ranking at each section and finish  
-:-:- No data available at this section  
NA No data available

Horse/Jockey Name	BRIMARVI ROSEMARIE/Manoel Nunes
Finish Rank	6
Fastest Section Time (Section)	0:11.41 (L200)
Top Speed [km/h] (Section)	66.5 (L400)
Race State	Finished



Morphettville Parks SA - Professional

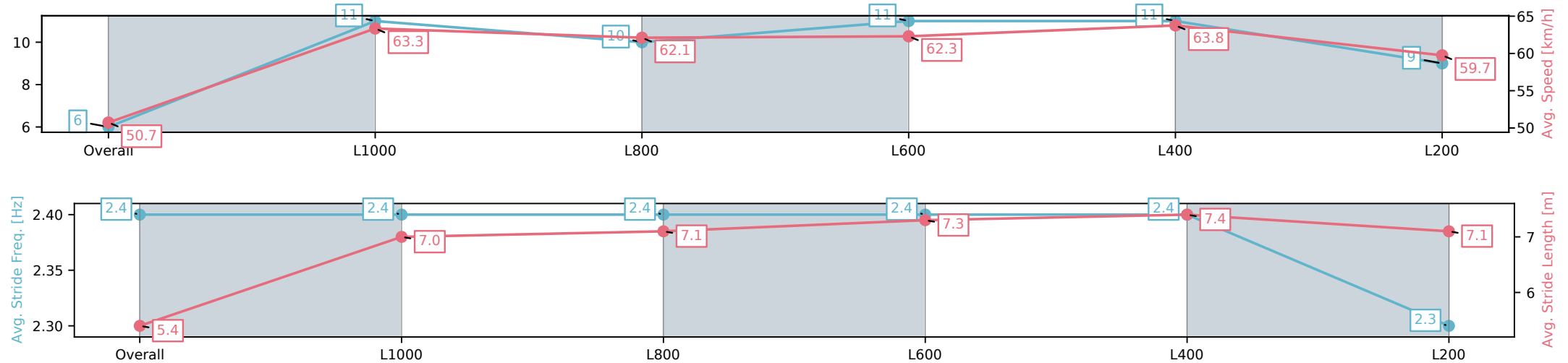
Race 4: Sportsbet Same Race Multi Maiden Plate - 1250m

15 March 2025 - 2:20PM

Track Rating: Good 4, Weather: Fine, Rail Position: +9m 1000m-W/  
Post; +6m Remainder



Section	Overall	L1000	L800	L600	L400	L200
Section Times	1:15.99[6] (0:17.75)	0:58.24[11] (0:11.45)	0:46.79[10] (0:11.63)	0:35.16[11] (0:11.73)	0:23.43[11] (0:11.41)	0:12.02[9] (0:12.02)
Average Speed [km/h]	50.7	63.3	62.1	62.3	63.8	59.7
Top Speed [km/h]	66.2	65.6	63.5	64.2	66.4	66.5
Avg. Dist. to Rail [m]	3.8	1.5	1.7	2.5	3.1	2.7
Avg. Stride Freq. [Hz]	2.4	2.4	2.4	2.4	2.4	2.3
Avg. Stride Length [m]	5.4	7.0	7.1	7.3	7.4	7.1



[ ] Ranking at each section and finish  
-:-:- No data available at this section  
NA No data available



Horse/Jockey Name	TAHNEE TERRITORY/Kayla Crowther
Finish Rank	7
Fastest Section Time (Section)	0:11.22 (L800)
Top Speed [km/h] (Section)	67.8 (Overall)
Race State	Finished



Morphettville Parks SA - Professional

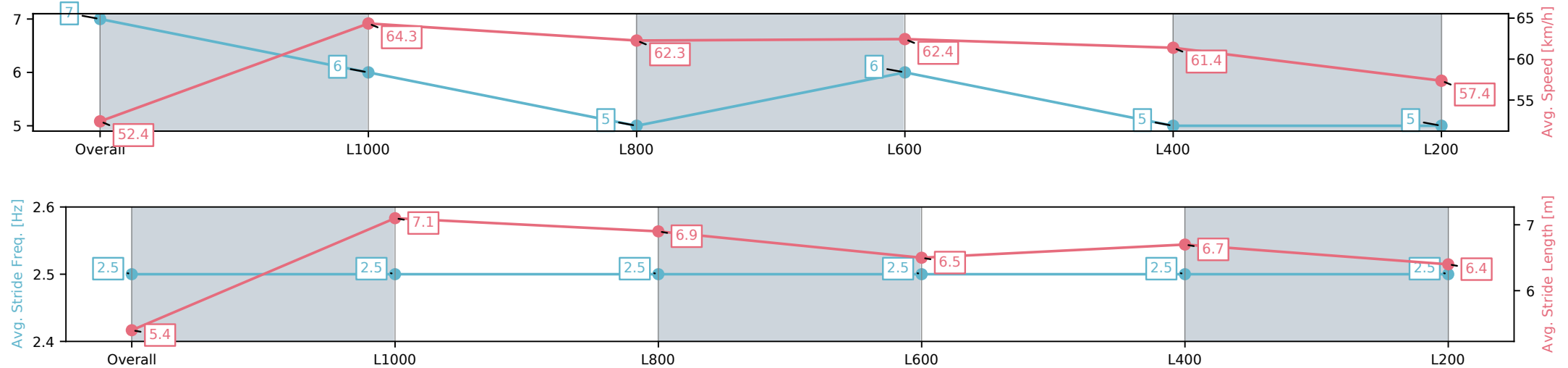
Race 4: Sportsbet Same Race Multi Maiden Plate - 1250m

15 March 2025 - 2:20PM

Track Rating: Good 4, Weather: Fine, Rail Position: +9m 1000m-W/  
Post; +6m Remainder



Section	Overall	L1000	L800	L600	L400	L200
Section Times	1:16.08[7] (0:17.17)	0:58.91[6] (0:11.22)	0:47.69[5] (0:11.63)	0:36.06[6] (0:11.70)	0:24.36[5] (0:11.81)	0:12.55[5] (0:12.55)
Average Speed [km/h]	52.4	64.3	62.3	62.4	61.4	57.4
Top Speed [km/h]	67.8	66.0	63.2	62.7	62.3	60.5
Avg. Dist. to Rail [m]	3.5	1.0	1.8	2.5	4.4	4.3
Avg. Stride Freq. [Hz]	2.5	2.5	2.5	2.5	2.5	2.5
Avg. Stride Length [m]	5.4	7.1	6.9	6.5	6.7	6.4



[ ] Ranking at each section and finish  
-:-:- No data available at this section  
NA No data available

Horse/Jockey Name	STOLEN KISS/Lachlan Neindorf
Finish Rank	8
Fastest Section Time (Section)	0:11.51 (L600)
Top Speed [km/h] (Section)	67.4 (Overall)
Race State	Finished



Morphettville Parks SA - Professional

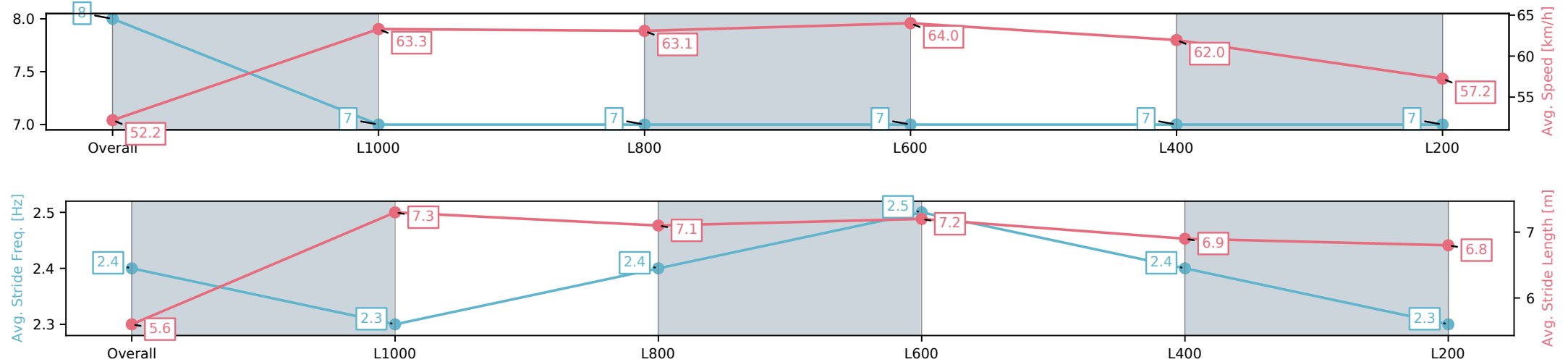
Race 4: Sportsbet Same Race Multi Maiden Plate - 1250m

15 March 2025 - 2:20PM

Track Rating: Good 4, Weather: Fine, Rail Position: +9m 1000m-W/  
Post; +6m Remainder



Section	Overall	L1000	L800	L600	L400	L200
Section Times	1:16.12[8] (0:17.27)	0:58.85[7] (0:11.52)	0:47.33[7] (0:11.51)	0:35.82[7] (0:11.51)	0:24.31[7] (0:11.76)	0:12.55[7] (0:12.55)
Average Speed [km/h]	52.2	63.3	63.1	64.0	62.0	57.2
Top Speed [km/h]	67.4	65.1	63.9	65.5	63.1	60.7
Avg. Dist. to Rail [m]	7.1	2.6	2.9	4.2	6.1	7.5
Avg. Stride Freq. [Hz]	2.4	2.3	2.4	2.5	2.4	2.3
Avg. Stride Length [m]	5.6	7.3	7.1	7.2	6.9	6.8



[ ] Ranking at each section and finish  
-:-:- No data available at this section  
NA No data available

Horse/Jockey Name	LUDO/Alana Livesey
Finish Rank	9
Fastest Section Time (Section)	0:11.37 (L800)
Top Speed [km/h] (Section)	67.3 (Overall)
Race State	Finished



Morphettville Parks SA - Professional

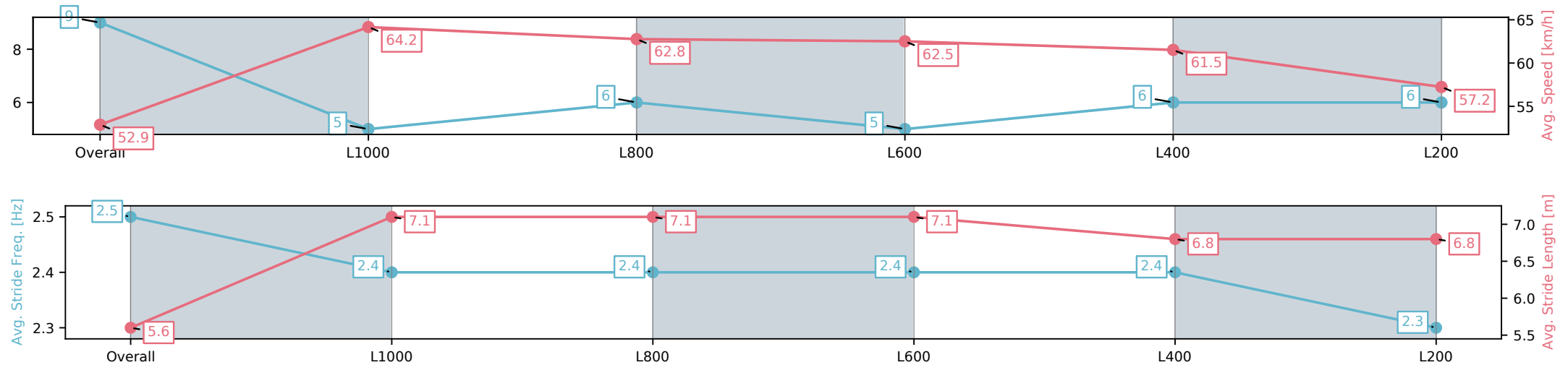
Race 4: Sportsbet Same Race Multi Maiden Plate - 1250m

15 March 2025 - 2:20PM

Track Rating: Good 4, Weather: Fine, Rail Position: +9m 1000m-W/  
Post; +6m Remainder



Section	Overall	L1000	L800	L600	L400	L200
Section Times	1:16.13[9] (0:17.05)	0:59.08[5] (0:11.37)	0:47.71[6] (0:11.56)	0:36.14[5] (0:11.74)	0:24.40[6] (0:11.83)	0:12.57[6] (0:12.56)
Average Speed [km/h]	52.9	64.2	62.8	62.5	61.5	57.2
Top Speed [km/h]	67.3	65.5	63.2	63.0	61.9	60.6
Avg. Dist. to Rail [m]	4.3	2.9	3.0	3.6	5.4	6.2
Avg. Stride Freq. [Hz]	2.5	2.4	2.4	2.4	2.4	2.3
Avg. Stride Length [m]	5.6	7.1	7.1	7.1	6.8	6.8



[ ] Ranking at each section and finish  
-:-:- No data available at this section  
NA No data available

Horse/Jockey Name	HIGH HEeled/Taylor Johnstone
Finish Rank	10
Fastest Section Time (Section)	0:11.49 (L800)
Top Speed [km/h] (Section)	66.4 (Overall)
Race State	Finished



Morphettville Parks SA - Professional

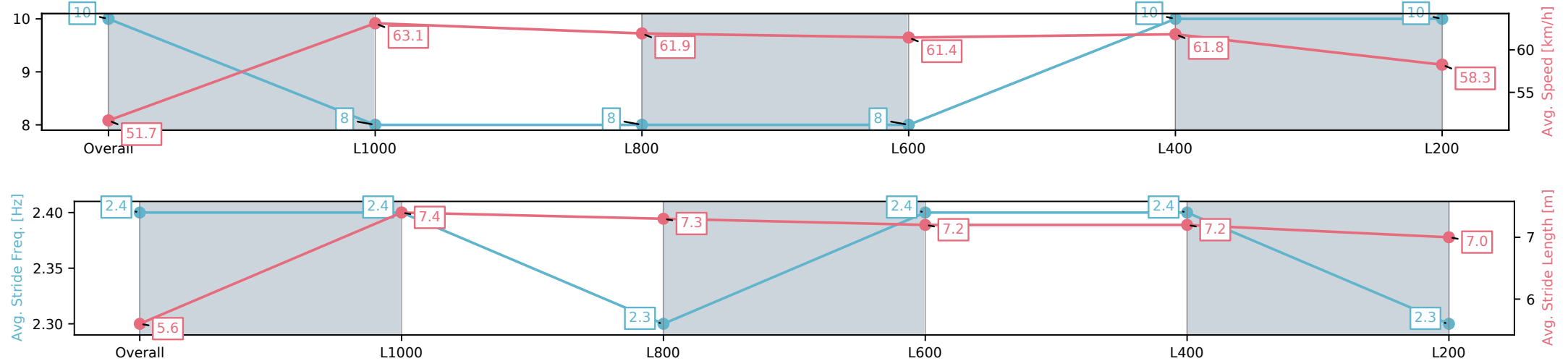
Race 4: Sportsbet Same Race Multi Maiden Plate - 1250m

15 March 2025 - 2:20PM

Track Rating: Good 4, Weather: Fine, Rail Position: +9m 1000m-W/  
Post; +6m Remainder



Section	Overall	L1000	L800	L600	L400	L200
Section Times	1:16.41[10] (0:17.42)	0:58.99[8] (0:11.49)	0:47.50[8] (0:11.68)	0:35.82[8] (0:11.79)	0:24.03[10] (0:11.67)	0:12.36[10] (0:12.36)
Average Speed [km/h]	51.7	63.1	61.9	61.4	61.8	58.3
Top Speed [km/h]	66.4	65.1	63.2	62.8	63.6	60.9
Avg. Dist. to Rail [m]	2.3	1.6	1.5	1.3	1.0	2.3
Avg. Stride Freq. [Hz]	2.4	2.4	2.3	2.4	2.4	2.3
Avg. Stride Length [m]	5.6	7.4	7.3	7.2	7.2	7.0



[ ] Ranking at each section and finish  
-:-:- No data available at this section  
NA No data available

Horse/Jockey Name	STAR GLADIATOR/Will Price
Finish Rank	11
Fastest Section Time (Section)	0:11.51 (L800)
Top Speed [km/h] (Section)	65.9 (Overall)
Race State	Finished



Morphettville Parks SA - Professional

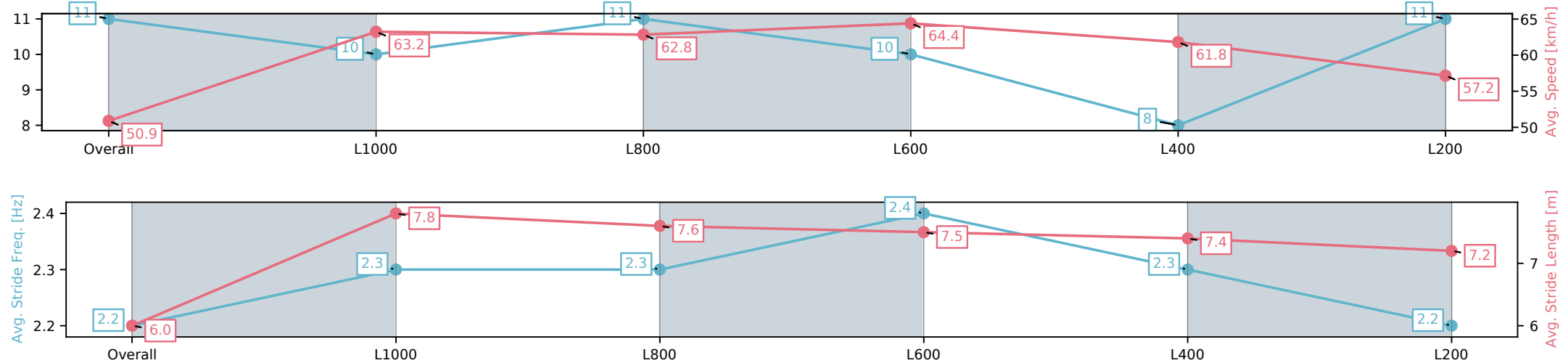
Race 4: Sportsbet Same Race Multi Maiden Plate - 1250m

15 March 2025 - 2:20PM

Track Rating: Good 4, Weather: Fine, Rail Position: +9m 1000m-W/  
Post; +6m Remainder



Section	Overall	L1000	L800	L600	L400	L200
Section Times	1:16.69[11] (0:17.70)	0:58.99[10] (0:11.51)	0:47.48[11] (0:11.59)	0:35.89[10] (0:11.53)	0:24.36[8] (0:11.78)	0:12.58[11] (0:12.57)
Average Speed [km/h]	50.9	63.2	62.8	64.4	61.8	57.2
Top Speed [km/h]	65.9	65.3	64.4	64.8	63.4	60.1
Avg. Dist. to Rail [m]	4.4	2.7	3.9	5.4	6.3	8.7
Avg. Stride Freq. [Hz]	2.2	2.3	2.3	2.4	2.3	2.2
Avg. Stride Length [m]	6.0	7.8	7.6	7.5	7.4	7.2



[ ] Ranking at each section and finish  
-:-:- No data available at this section  
NA No data available