



Morphettville Parks SA
Race 2: PFD Food Services Handicap - 1550m
15 March 2025 - 1:02PM



Track Rating: Good 4, Weather: Fine, Rail Position: +9m 1000m-W/Post; +6m Remainder

Section Field Times							Overall	L1400	L1200	L1000	L800	L600			
							1:35.49 (0:12.06)	1:23.43 (0:10.74)	1:12.69 (0:11.36)	1:01.33 (0:11.95)	0:49.37 (0:12.28)	0:37.10 (0:12.38)			
Position	#	Horse/Jockey	Barrier	Top Speed [km/h]	Fastest Section	First 400m									Distance Travelled From Winner [m]
1	4	BANGERANG REDBACK	1	66.8	0:10.88	0:25.89	1:35.49	1:23.25 [4]	1:12.37 [5]	1:00.88 [4]	0:49.02 [4]	0:36.79 [4]			
		Connor Murtagh		1400-1200	1400-1200		(0:12.24)	(0:10.88)	(0:11.49)	(0:11.86)	(0:12.23)	(0:12.48)			
2	5	BULLET WING	4	68.6	0:10.82	0:25.89	1:35.51	1:23.31 [3]	1:12.49 [3]	1:00.82 [5]	0:49.00 [5]	0:36.79 [5]		+2	
		Jason Holder		1400-1200	1400-1200		(0:12.20)	(0:10.82)	(0:11.67)	(0:11.82)	(0:12.21)	(0:12.32)			
3	1	PRINCE JOFRA	3	67.6	0:10.79	0:25.93	1:35.89	1:23.64 [5]	1:12.85 [4]	1:01.35 [2]	0:49.54 [2]	0:37.34 [2]		+3	
		Caitlin Tootell		1400-1200	1400-1200		(0:12.25)	(0:10.79)	(0:11.50)	(0:11.81)	(0:12.20)	(0:12.22)			
4	3	APACHE STAR	5	67.0	0:10.96	0:26.13	1:36.01	1:23.71 [6]	1:12.75 [6]	1:01.16 [6]	0:49.37 [6]	0:37.15 [6]		+4	
		Lachlan Neindorf		1400-1200	1400-1200		(0:12.30)	(0:10.96)	(0:11.59)	(0:11.79)	(0:12.22)	(0:12.15)			
5	8	MONSEAGLE	2	67.6	0:10.74	0:25.60	1:36.37	1:24.31 [1]	1:13.57 [1]	1:02.21 [1]	0:50.26 [1]	0:37.98 [1]		-2	
		Alana Livesey		1400-1200	1400-1200		(0:12.06)	(0:10.74)	(0:11.36)	(0:11.95)	(0:12.28)	(0:12.48)			
6	2	GRID GIRL	6	68.0	0:10.80	0:25.81	1:36.51	1:24.32 [2]	1:13.52 [2]	1:01.97 [3]	0:50.08 [3]	0:37.90 [3]		-2	
		Jake Toeroek		1400-1200	1400-1200		(0:12.19)	(0:10.80)	(0:11.55)	(0:11.89)	(0:12.18)	(0:12.28)			

Scratched: Hamner Springs (#6), I'm Kenny (#7)



Morphettville Parks SA
Race 2: PFD Food Services Handicap - 1550m
15 March 2025 - 1:02PM



Track Rating: Good 4, Weather: Fine, Rail Position: +9m 1000m-W/Post; +6m Remainder

Section
Field Times

								L400	L200						
								0:24.71	0:12.30						
								(0:12.41)	(0:12.30)						
Position	#	Horse/Jockey	Barrier	Top Speed [km/h]	Fastest Section	First 400m				Margin					Distance Travelled From Winner [m]
1	4	BANGERANG REDBACK	1	66.8	0:10.88	0:25.89	0:24.31 [6]	0:11.89 [6]	1:35.49						
		Connor Murtagh		1400-1200	1400-1200		(0:12.42)	(0:11.89)							
2	5	BULLET WING	4	68.6	0:10.82	0:25.89	0:24.47 [5]	0:12.13 [3]	0.11L						+2
		Jason Holder		1400-1200	1400-1200		(0:12.34)	(0:12.13)							
3	1	PRINCE JOFRA	3	67.6	0:10.79	0:25.93	0:25.12 [1]	0:12.70 [1]	2.49L						+3
		Caitlin Tootell		1400-1200	1400-1200		(0:12.42)	(0:12.70)							
4	3	APACHE STAR	5	67.0	0:10.96	0:26.13	0:25.00 [4]	0:12.73 [2]	3.25L						+4
		Lachlan Neindorf		1400-1200	1400-1200		(0:12.27)	(0:12.73)							
5	8	MONSEAGLE	2	67.6	0:10.74	0:25.60	0:25.50 [2]	0:12.96 [4]	5.49L						-2
		Alana Livesey		1400-1200	1400-1200		(0:12.54)	(0:12.96)							
6	2	GRID GIRL	6	68.0	0:10.80	0:25.81	0:25.61 [3]	0:13.04 [5]	6.39L						-2
		Jake Toeroek		1400-1200	1400-1200		(0:12.56)	(0:13.04)							

Scratched: Hamner Springs (#6), I'm Kenny (#7)

Horse/Jockey Name	BANGERANG REDBACK/Connor Murtagh
Finish Rank	1
Fastest Section Time (Section)	0:10.88 (L1400)
Top Speed [km/h] (Section)	66.8 (L1400)
Race State	Finished



Morphettville Parks SA - Professional

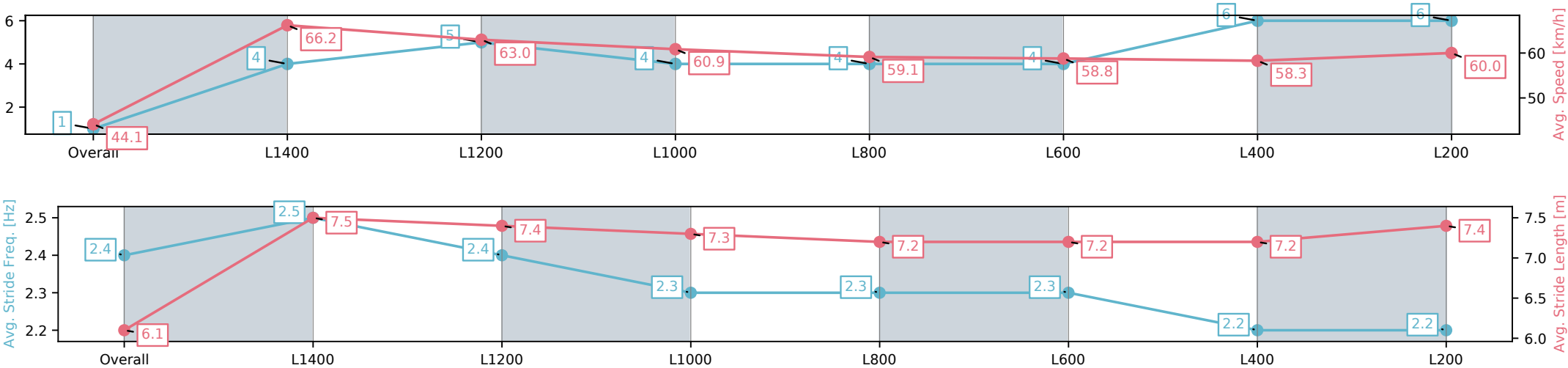
Race 2: PFD Food Services Handicap - 1550m

15 March 2025 - 1:02PM

Track Rating: Good 4, Weather: Fine, Rail Position: +9m 1000m-W/
Post; +6m Remainder



Section	Overall	L1400	L1200	L1000	L800	L600	L400	L200
Section Times	1:35.49[1] (0:12.24)	1:23.25[4] (0:10.88)	1:12.37[5] (0:11.49)	1:00.88[4] (0:11.86)	0:49.02[4] (0:12.23)	0:36.79[4] (0:12.48)	0:24.31[6] (0:12.42)	0:11.89[6] (0:11.89)
Average Speed [km/h]	44.1	66.2	63.0	60.9	59.1	58.8	58.3	60.0
Top Speed [km/h]	65.1	66.8	66.4	61.8	60.0	59.6	59.8	61.9
Avg. Dist. to Rail [m]	1.3	0.5	1.1	2.2	1.8	3.0	3.1	5.0
Avg. Stride Freq. [Hz]	2.4	2.5	2.4	2.3	2.3	2.3	2.2	2.2
Avg. Stride Length [m]	6.1	7.5	7.4	7.3	7.2	7.2	7.2	7.4



[] Ranking at each section and finish
-:-:- No data available at this section
NA No data available

Horse/Jockey Name	BULLET WING/Jason Holder
Finish Rank	2
Fastest Section Time (Section)	0:10.82 (L1400)
Top Speed [km/h] (Section)	68.6 (L1400)
Race State	Finished



Morphettville Parks SA - Professional

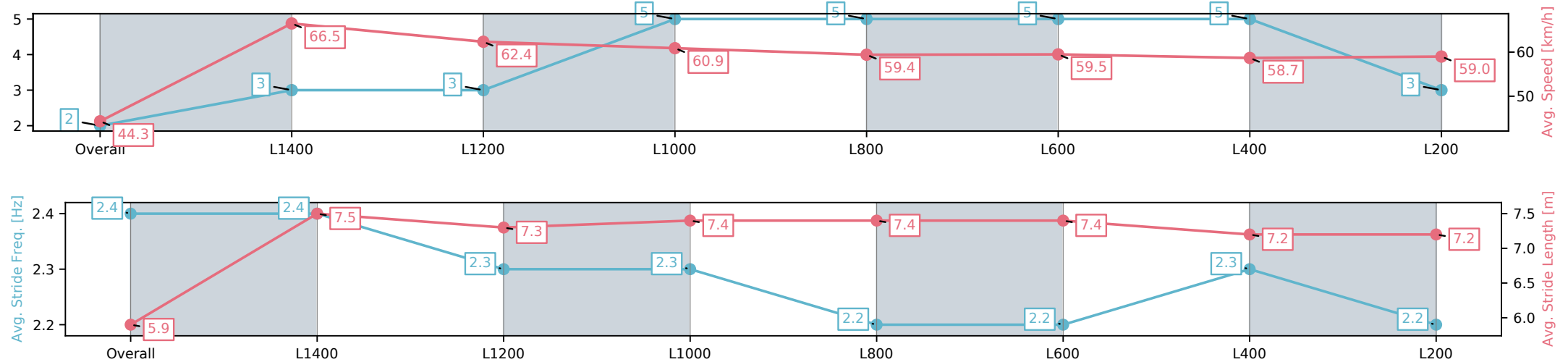
Race 2: PFD Food Services Handicap - 1550m

15 March 2025 - 1:02PM

Track Rating: Good 4, Weather: Fine, Rail Position: +9m 1000m-W/
Post; +6m Remainder



Section	Overall	L1400	L1200	L1000	L800	L600	L400	L200
Section Times	1:35.51[2] (0:12.20)	1:23.31[3] (0:10.82)	1:12.49[3] (0:11.67)	1:00.82[5] (0:11.82)	0:49.00[5] (0:12.21)	0:36.79[5] (0:12.32)	0:24.47[5] (0:12.34)	0:12.13[3] (0:12.13)
Average Speed [km/h]	44.3	66.5	62.4	60.9	59.4	59.5	58.7	59.0
Top Speed [km/h]	65.4	68.6	64.8	62.0	60.4	60.3	59.3	59.5
Avg. Dist. to Rail [m]	3.8	1.8	1.4	2.9	2.7	2.9	4.2	2.6
Avg. Stride Freq. [Hz]	2.4	2.4	2.3	2.3	2.2	2.2	2.3	2.2
Avg. Stride Length [m]	5.9	7.5	7.3	7.4	7.4	7.4	7.2	7.2



[] Ranking at each section and finish
-:-:- No data available at this section
NA No data available

Horse/Jockey Name	PRINCE JOFRA/Caitlin Tootell
Finish Rank	3
Fastest Section Time (Section)	0:10.79 (L1400)
Top Speed [km/h] (Section)	67.6 (L1400)
Race State	Finished



Morphettville Parks SA - Professional

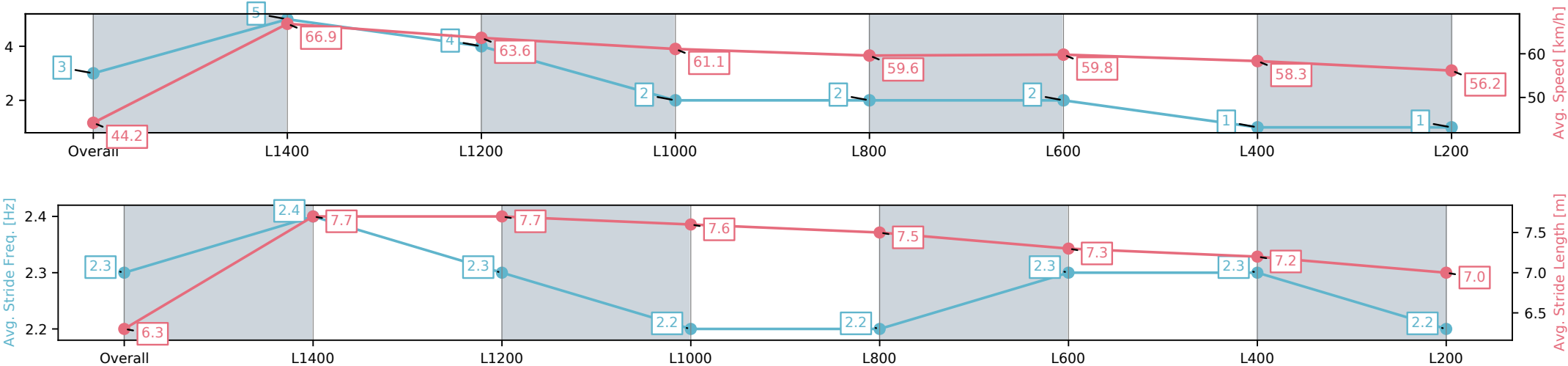
Race 2: PFD Food Services Handicap - 1550m

15 March 2025 - 1:02PM

Track Rating: Good 4, Weather: Fine, Rail Position: +9m 1000m-W/
Post; +6m Remainder



Section	Overall	L1400	L1200	L1000	L800	L600	L400	L200
Section Times	1:35.89[3] (0:12.25)	1:23.64[5] (0:10.79)	1:12.85[4] (0:11.50)	1:01.35[2] (0:11.81)	0:49.54[2] (0:12.20)	0:37.34[2] (0:12.22)	0:25.12[1] (0:12.42)	0:12.70[1] (0:12.70)
Average Speed [km/h]	44.2	66.9	63.6	61.1	59.6	59.8	58.3	56.2
Top Speed [km/h]	66.0	67.6	66.3	62.5	60.1	60.5	59.0	57.5
Avg. Dist. to Rail [m]	3.6	1.9	2.9	4.4	3.4	2.7	3.1	2.8
Avg. Stride Freq. [Hz]	2.3	2.4	2.3	2.2	2.2	2.3	2.3	2.2
Avg. Stride Length [m]	6.3	7.7	7.7	7.6	7.5	7.3	7.2	7.0



[] Ranking at each section and finish
-:-:- No data available at this section
NA No data available

Horse/Jockey Name	APACHE STAR/Lachlan Neindorf
Finish Rank	4
Fastest Section Time (Section)	0:10.96 (L1400)
Top Speed [km/h] (Section)	67.0 (L1400)
Race State	Finished



Morphettville Parks SA - Professional

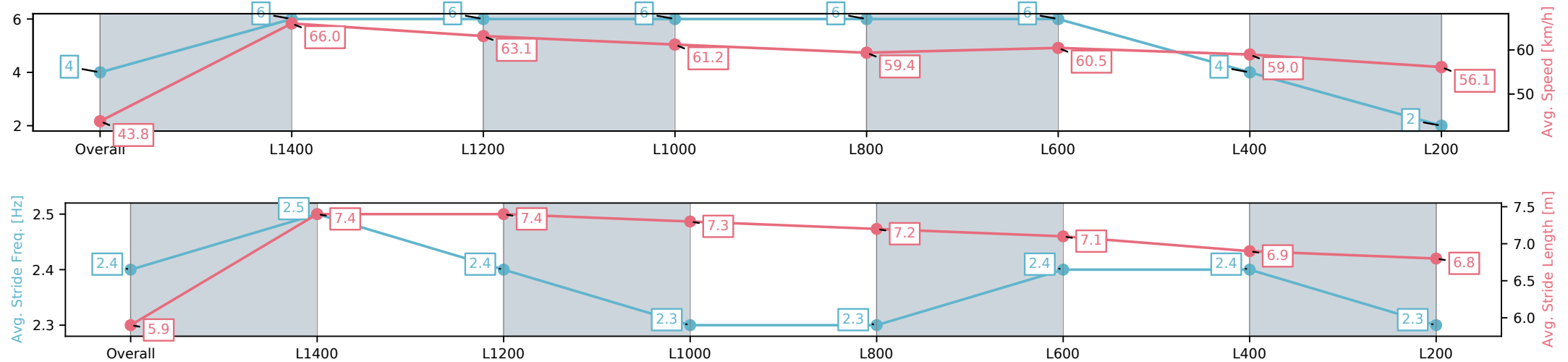
Race 2: PFD Food Services Handicap - 1550m

15 March 2025 - 1:02PM

Track Rating: Good 4, Weather: Fine, Rail Position: +9m 1000m-W/
Post; +6m Remainder



Section	Overall	L1400	L1200	L1000	L800	L600	L400	L200
Section Times	1:36.01[4] (0:12.30)	1:23.71[6] (0:10.96)	1:12.75[6] (0:11.59)	1:01.16[6] (0:11.79)	0:49.37[6] (0:12.22)	0:37.15[6] (0:12.15)	0:25.00[4] (0:12.27)	0:12.73[2] (0:12.73)
Average Speed [km/h]	43.8	66.0	63.1	61.2	59.4	60.5	59.0	56.1
Top Speed [km/h]	64.8	67.0	64.8	62.9	60.5	61.2	60.1	57.8
Avg. Dist. to Rail [m]	4.7	2.8	2.9	3.8	3.2	3.2	3.8	4.9
Avg. Stride Freq. [Hz]	2.4	2.5	2.4	2.3	2.3	2.4	2.4	2.3
Avg. Stride Length [m]	5.9	7.4	7.4	7.3	7.2	7.1	6.9	6.8



[] Ranking at each section and finish
-:-:- No data available at this section
NA No data available

Horse/Jockey Name	MONSEAGLE/Alana Livesey
Finish Rank	5
Fastest Section Time (Section)	0:10.74 (L1400)
Top Speed [km/h] (Section)	67.6 (L1400)
Race State	Finished



Morphettville Parks SA - Professional

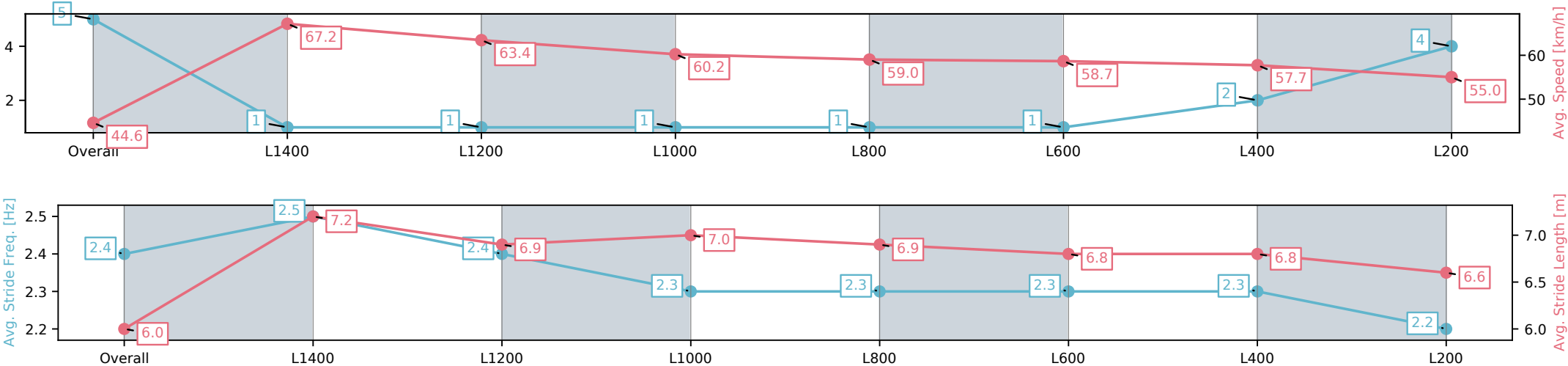
Race 2: PFD Food Services Handicap - 1550m

15 March 2025 - 1:02PM

Track Rating: Good 4, Weather: Fine, Rail Position: +9m 1000m-W/
Post; +6m Remainder



Section	Overall	L1400	L1200	L1000	L800	L600	L400	L200
Section Times	1:36.37[5] (0:12.06)	1:24.31[1] (0:10.74)	1:13.57[1] (0:11.36)	1:02.21[1] (0:11.95)	0:50.26[1] (0:12.28)	0:37.98[1] (0:12.48)	0:25.50[2] (0:12.54)	0:12.96[4] (0:12.96)
Average Speed [km/h]	44.6	67.2	63.4	60.2	59.0	58.7	57.7	55.0
Top Speed [km/h]	66.4	67.6	66.0	61.5	60.0	59.6	58.3	56.7
Avg. Dist. to Rail [m]	2.8	1.4	0.5	1.4	1.8	2.9	3.7	4.5
Avg. Stride Freq. [Hz]	2.4	2.5	2.4	2.3	2.3	2.3	2.3	2.2
Avg. Stride Length [m]	6.0	7.2	6.9	7.0	6.9	6.8	6.8	6.6



[] Ranking at each section and finish
-:-:- No data available at this section
NA No data available

Horse/Jockey Name	GRID GIRL/Jake Toeroek
Finish Rank	6
Fastest Section Time (Section)	0:10.80 (L1400)
Top Speed [km/h] (Section)	68.0 (L1400)
Race State	Finished



Morphettville Parks SA - Professional

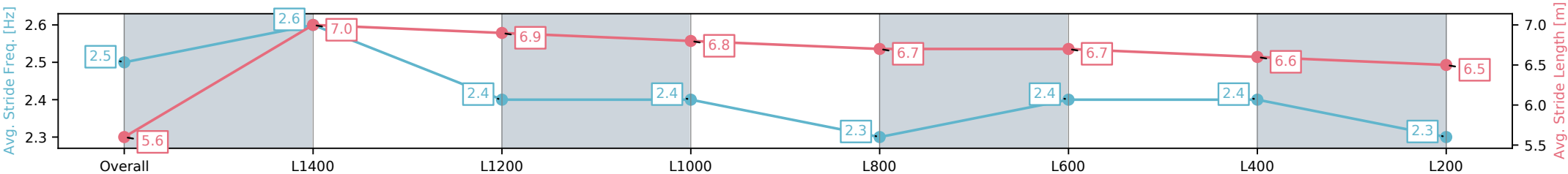
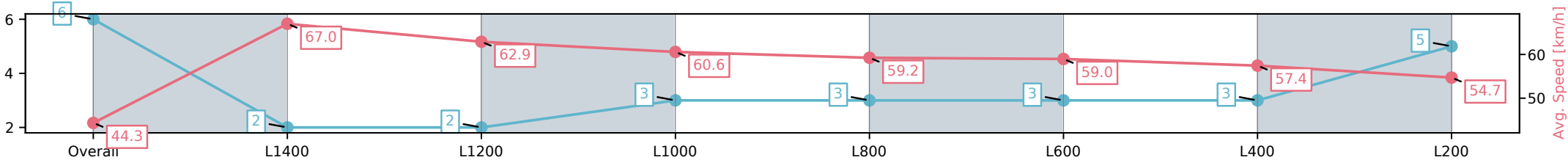
Race 2: PFD Food Services Handicap - 1550m

15 March 2025 - 1:02PM

Track Rating: Good 4, Weather: Fine, Rail Position: +9m 1000m-W/
Post; +6m Remainder



Section	Overall	L1400	L1200	L1000	L800	L600	L400	L200
Section Times	1:36.51[6] (0:12.19)	1:24.32[2] (0:10.80)	1:13.52[2] (0:11.55)	1:01.97[3] (0:11.89)	0:50.08[3] (0:12.18)	0:37.90[3] (0:12.28)	0:25.61[3] (0:12.56)	0:13.04[5] (0:13.04)
Average Speed [km/h]	44.3	67.0	62.9	60.6	59.2	59.0	57.4	54.7
Top Speed [km/h]	65.9	68.0	65.4	61.5	60.3	59.8	58.8	55.8
Avg. Dist. to Rail [m]	6.3	4.1	1.5	0.9	0.7	1.3	1.9	2.9
Avg. Stride Freq. [Hz]	2.5	2.6	2.4	2.4	2.3	2.4	2.4	2.3
Avg. Stride Length [m]	5.6	7.0	6.9	6.8	6.7	6.7	6.6	6.5



[] Ranking at each section and finish
-:-:- No data available at this section
NA No data available