



RACINGSA

Morphettville SA

Race 9: Grand Syndicates Handicap - 1050m

10 March 2025 - 5:35PM

Track Rating: Good 4, Weather: Fine, Rail Position: True



Morphettville

Section Field Times							Overall	L1000	L800	L600	L400	L200		
							1:00.45 (0:05.48)	0:54.97 (0:10.70)	0:44.27 (0:10.25)	0:34.02 (0:10.79)	0:23.23 (0:11.25)	0:11.99 (0:11.99)		
Position	#	Horse/Jockey	Barrier	Top Speed [km/h]	Fastest Section	First 400m							Margin	Distance Travelled From Winner [m]
1	11	SHE'S XTRAVAGANT Ben Price	2	70.8 1000-800	0:10.39 800-600	0:24.13	1:00.45 (0:05.48)	0:54.97 [2] (0:10.89)	0:44.08 [3] (0:10.39)	0:33.69 [3] (0:10.63)	0:23.06 [3] (0:11.07)	0:11.99 [1] (0:11.99)	1:00.45	
2	9	MISLUDI Lachlan Neindorf	4	70.3 1000-800	0:10.53 800-600	0:24.70	1:00.58 (0:05.65)	0:54.93 [8] (0:11.09)	0:43.84 [5] (0:10.53)	0:33.31 [6] (0:10.59)	0:22.72 [6] (0:10.86)	0:11.86 [4] (0:11.86)	0.91L	-1
3	1	RICHE D'AMOUR Todd Pannell	11	70.0 800-600	0:10.51 600-400	0:25.00	1:00.70 (0:05.64)	0:55.06 [6] (0:11.42)	0:43.64 [11] (0:10.63)	0:33.01 [11] (0:10.51)	0:22.50 [9] (0:10.75)	0:11.75 [8] (0:11.75)	1.71L	+3
4	10	SHADOWFAX Matthew Chadwick	7	69.8 1000-800	0:10.47 800-600	0:24.41	1:00.79 (0:05.54)	0:55.25 [3] (0:11.04)	0:44.21 [4] (0:10.47)	0:33.74 [4] (0:10.63)	0:23.11 [4] (0:11.03)	0:12.08 [3] (0:12.08)	2.29L	-1
5	14	ZUFASTA Taylor Johnstone	1	70.3 1000-800	0:10.33 800-600	0:24.53	1:00.80 (0:05.78)	0:55.02 [9] (0:10.99)	0:44.03 [7] (0:10.33)	0:33.70 [5] (0:10.60)	0:23.10 [5] (0:11.04)	0:12.06 [5] (0:12.06)	2.37L	-6
6	13	MY RUBY Connor Murtagh	5	69.7 1000-800	0:10.55 800-600	0:24.67	1:00.82 (0:05.64)	0:55.18 [7] (0:11.10)	0:44.08 [6] (0:10.55)	0:33.53 [7] (0:10.75)	0:22.78 [7] (0:10.87)	0:11.91 [7] (0:11.91)	2.45L	+1
7	16	FOSTER STREET Felicity Atkinson	6	69.0 1000-800	0:10.63 800-600	0:24.92	1:00.87 (0:05.79)	0:55.08 [10] (0:11.19)	0:43.89 [9] (0:10.63)	0:33.26 [10] (0:10.66)	0:22.60 [10] (0:10.79)	0:11.81 [10] (0:11.81)	2.85L	+0
8	2	ANDREW'S MEMORY Joe Bowditch	10	68.6 600-400	0:10.61 600-400	0:25.11	1:00.90 (0:05.80)	0:55.10 [11] (0:11.33)	0:43.77 [12] (0:10.71)	0:33.06 [12] (0:10.61)	0:22.45 [12] (0:10.76)	0:11.69 [11] (0:11.69)	3.01L	-2
9	7	BOLTONOVA Alana Livesey	9	71.9 1200-1000	0:10.26 800-600	0:23.84	1:01.03 (0:05.63)	0:55.40 [4] (0:10.54)	0:44.86 [1] (0:10.26)	0:34.60 [1] (0:10.81)	0:23.79 [2] (0:11.42)	0:12.37 [2] (0:12.37)	3.91L	-3
10	3	FUN FOREVER Jason Holder	3	70.7 1000-800	0:10.53 800-600	0:25.00	1:01.23 (0:05.96)	0:55.27 [12] (0:11.03)	0:44.24 [10] (0:10.53)	0:33.71 [9] (0:10.77)	0:22.94 [11] (0:10.99)	0:11.95 [12] (0:11.95)	5.21L	+2

Scratched: Raoul (#4), Left Turn Clyde (#8), Immortal Bliss (#12), Sharendipity (#15)

Report Created: Mon 10 March 2025 18:18:20 GMT+11 (Note: Timing is based on positional data)

- [] Position in running at each section and finish
- #: Saddle cloth number
- : No data available at this section
- DNF: Did not finish
- NA: No data available
- DNT: Did not track
- █: Background shading for fastest section



RACINGSA

Morphettville SA

Race 9: Grand Syndicates Handicap - 1050m

10 March 2025 - 5:35PM

Track Rating: Good 4, Weather: Fine, Rail Position: True



Morphettville

Section Field Times							Overall	L1000	L800	L600	L400	L200		
							1:00.45 (0:05.48)	0:54.97 (0:10.70)	0:44.27 (0:10.25)	0:34.02 (0:10.79)	0:23.23 (0:11.25)	0:11.99 (0:11.99)	Margin	Distance Travelled From Winner [m]
Position	#	Horse/Jockey	Barrier	Top Speed [km/h]	Fastest Section	First 400m								
11	6	STARTIDE	8	69.7	0:10.59	0:24.86	1:01.69	0:56.05 [5]	0:44.84 [8]	0:34.25 [8]	0:23.59 [8]	0:12.63 [9]	8.27L	+4
		Paul Gatt		800-600	800-600		(0:05.64)	(0:11.21)	(0:10.59)	(0:10.66)	(0:10.96)	(0:12.63)		
12	5	ROYAL TYKE	12	71.5	0:10.32	0:24.00	1:02.07	0:56.59 [1]	0:45.89 [2]	0:35.57 [2]	0:24.86 [1]	0:13.18 [6]	10.81L	-2
		Alan Lai		1000-800	800-600		(0:05.48)	(0:10.70)	(0:10.32)	(0:10.71)	(0:11.68)	(0:13.18)		

Scratched: Raoul (#4), Left Turn Clyde (#8), Immortal Bliss (#12), Sharendipity (#15)

- [] Position in running at each section and finish # Saddle cloth number
- :--:-- No data available at this section **DNF** Did not finish
- NA** No data available **DNT** Did not track
- █ Background shading for fastest section

Horse/Jockey Name	SHE'S XTRAVAGANT/Ben Price
Finish Rank	1
Fastest Section Time (Section)	0:10.39 (L800)
Top Speed [km/h] (Section)	70.8 (L1000)
Race State	Finished



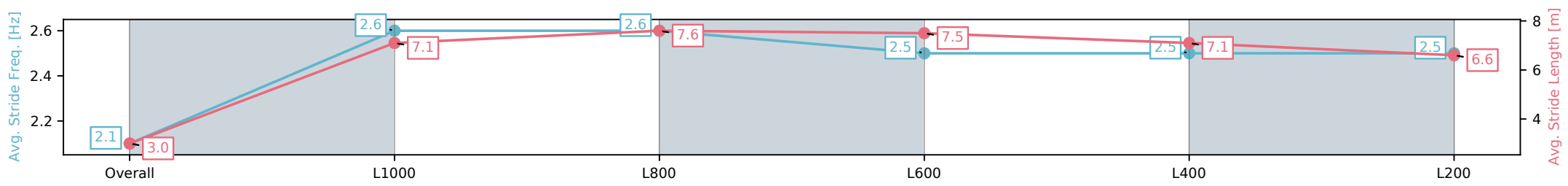
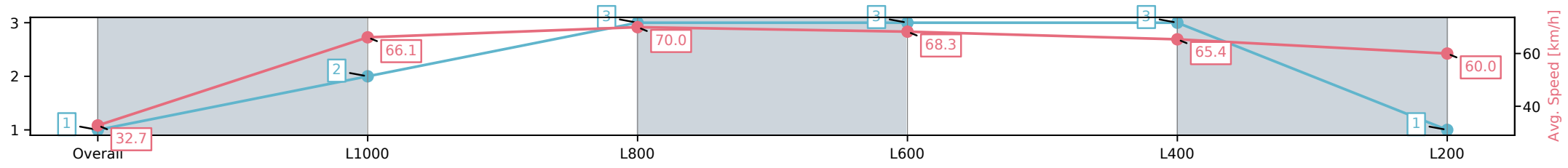
Morphettville SA - Professional
 Race 9: Grand Syndicates Handicap - 1050m



10 March 2025 - 5:35PM

Track Rating: Good 4, Weather: Fine, Rail Position: True

Section	Overall	L1000	L800	L600	L400	L200
Section Times	1:00.45[1] (0:05.48)	0:54.97[2] (0:10.89)	0:44.08[3] (0:10.39)	0:33.69[3] (0:10.63)	0:23.06[3] (0:11.07)	0:11.99[1] (0:11.99)
Average Speed [km/h]	32.7	66.1	70.0	68.3	65.4	60.0
Top Speed [km/h]	57.1	69.5	70.8	69.2	66.5	63.7
Avg. Dist. to Rail [m]	4.5	4.1	2.5	1.8	3.4	4.4
Avg. Stride Freq. [Hz]	2.1	2.6	2.6	2.5	2.5	2.5
Avg. Stride Length [m]	3.0	7.1	7.6	7.5	7.1	6.6



[] Ranking at each section and finish
 -:-:- No data available at this section
 NA No data available

Horse/Jockey Name	MISLUDI/Lachlan Neindorf
Finish Rank	2
Fastest Section Time (Section)	0:10.53 (L800)
Top Speed [km/h] (Section)	70.3 (L1000)
Race State	Finished



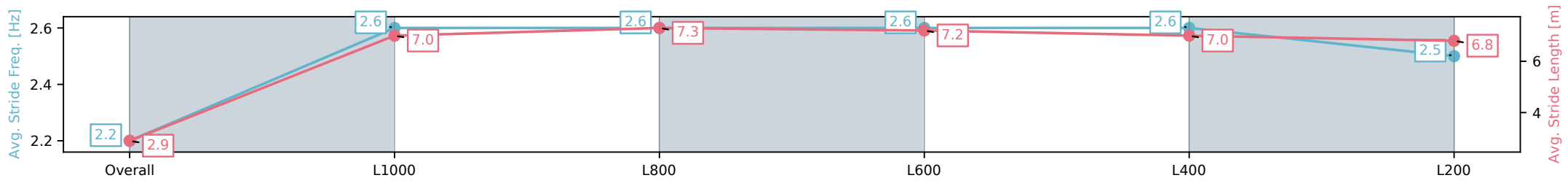
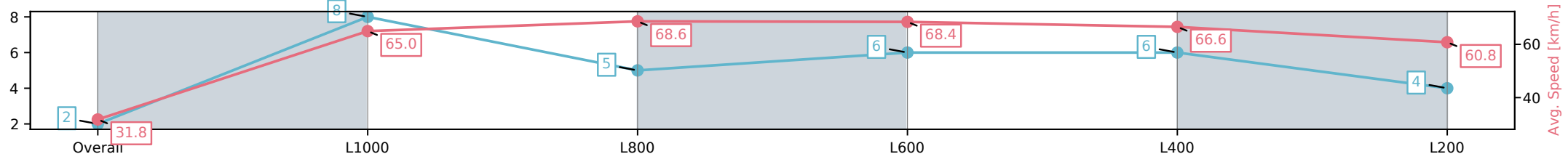
Morphettville SA - Professional
 Race 9: Grand Syndicates Handicap - 1050m



10 March 2025 - 5:35PM

Track Rating: Good 4, Weather: Fine, Rail Position: True

Section	Overall	L1000	L800	L600	L400	L200
Section Times	1:00.58[2] (0:05.65)	0:54.93[8] (0:11.09)	0:43.84[5] (0:10.53)	0:33.31[6] (0:10.59)	0:22.72[6] (0:10.86)	0:11.86[4] (0:11.86)
Average Speed [km/h]	31.8	65.0	68.6	68.4	66.6	60.8
Top Speed [km/h]	54.7	69.8	70.3	68.8	68.2	63.5
Avg. Dist. to Rail [m]	5.6	3.6	1.4	1.2	3.9	6.6
Avg. Stride Freq. [Hz]	2.2	2.6	2.6	2.6	2.6	2.5
Avg. Stride Length [m]	2.9	7.0	7.3	7.2	7.0	6.8



[] Ranking at each section and finish
 -:-:- No data available at this section
 NA No data available

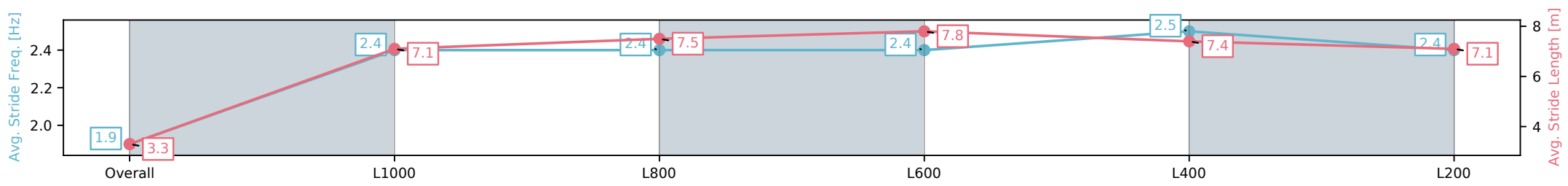
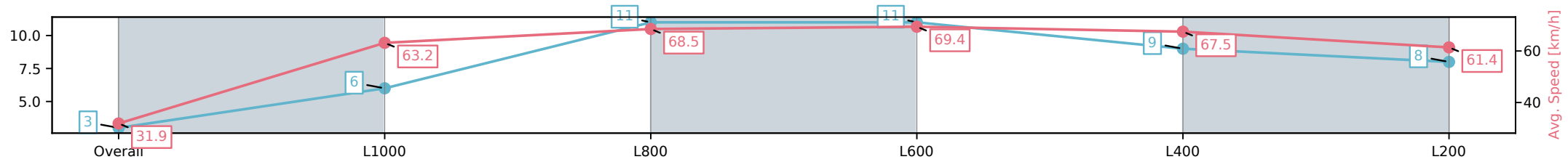
Horse/Jockey Name	RICHE D'AMOUR/Todd Pannell
Finish Rank	3
Fastest Section Time (Section)	0:10.51 (L600)
Top Speed [km/h] (Section)	70.0 (L800)
Race State	Finished



Morphettville SA - Professional
 Race 9: Grand Syndicates Handicap - 1050m
 10 March 2025 - 5:35PM
 Track Rating: Good 4, Weather: Fine, Rail Position: True



Section	Overall	L1000	L800	L600	L400	L200
Section Times	1:00.70[3] (0:05.64)	0:55.06[6] (0:11.42)	0:43.64[11] (0:10.63)	0:33.01[11] (0:10.51)	0:22.50[9] (0:10.75)	0:11.75[8] (0:11.75)
Average Speed [km/h]	31.9	63.2	68.5	69.4	67.5	61.4
Top Speed [km/h]	53.9	68.6	69.7	70.0	70.0	65.2
Avg. Dist. to Rail [m]	12.1	8.7	3.6	2.7	7.3	10.8
Avg. Stride Freq. [Hz]	1.9	2.4	2.4	2.4	2.5	2.4
Avg. Stride Length [m]	3.3	7.1	7.5	7.8	7.4	7.1



[] Ranking at each section and finish
 -:-:- No data available at this section
 NA No data available

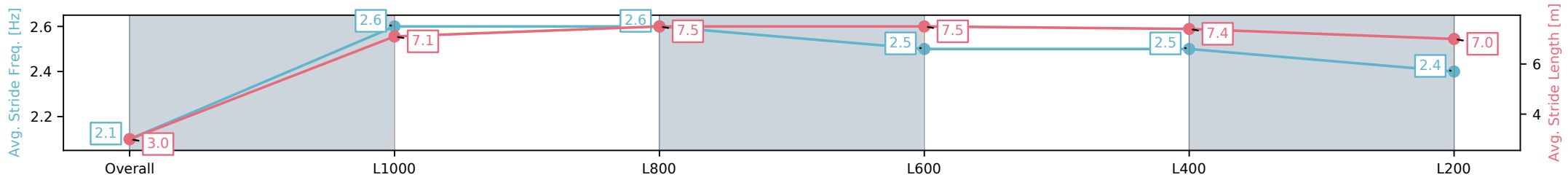
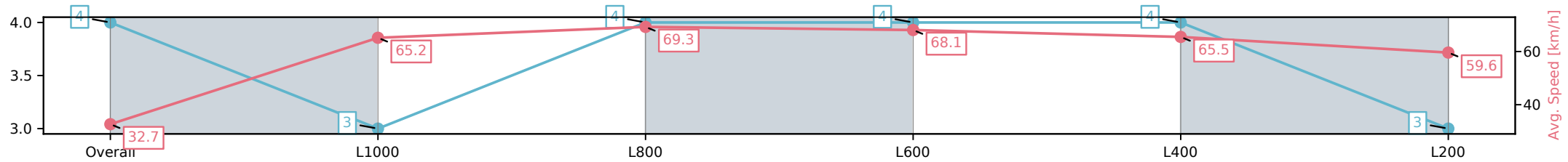
Horse/Jockey Name	SHADOWFAX/Matthew Chadwick
Finish Rank	4
Fastest Section Time (Section)	0:10.47 (L800)
Top Speed [km/h] (Section)	69.8 (L1000)
Race State	Finished



Morphettville SA - Professional
 Race 9: Grand Syndicates Handicap - 1050m
 10 March 2025 - 5:35PM
 Track Rating: Good 4, Weather: Fine, Rail Position: True



Section	Overall	L1000	L800	L600	L400	L200
Section Times	1:00.79[4] (0:05.54)	0:55.25[3] (0:11.04)	0:44.21[4] (0:10.47)	0:33.74[4] (0:10.63)	0:23.11[4] (0:11.03)	0:12.08[3] (0:12.08)
Average Speed [km/h]	32.7	65.2	69.3	68.1	65.5	59.6
Top Speed [km/h]	56.2	69.5	69.8	68.9	67.1	63.0
Avg. Dist. to Rail [m]	8.4	6.9	2.1	1.2	3.9	7.1
Avg. Stride Freq. [Hz]	2.1	2.6	2.6	2.5	2.5	2.4
Avg. Stride Length [m]	3.0	7.1	7.5	7.5	7.4	7.0



[] Ranking at each section and finish
 -:-:- No data available at this section
 NA No data available

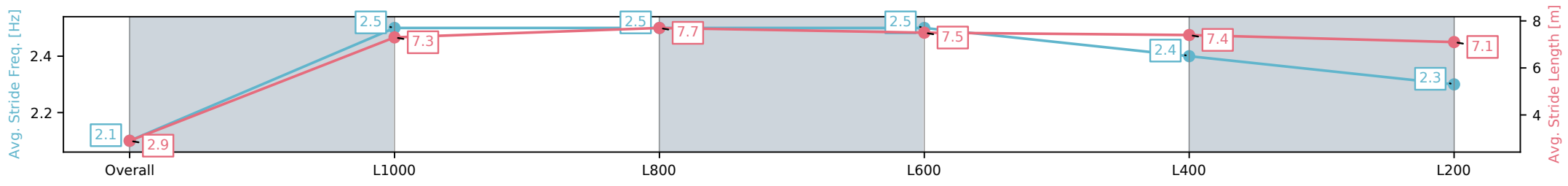
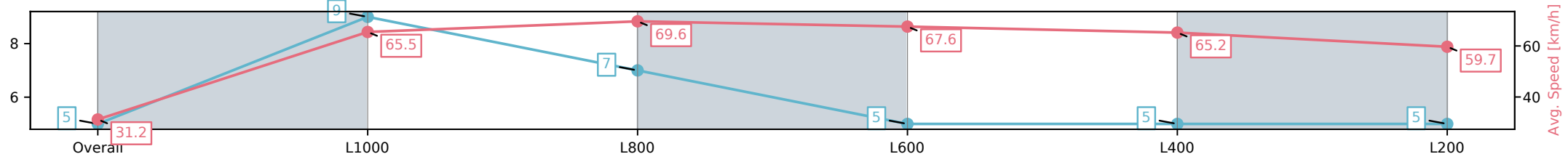
Horse/Jockey Name	ZUFASTA/Taylor Johnstone
Finish Rank	5
Fastest Section Time (Section)	0:10.33 (L800)
Top Speed [km/h] (Section)	70.3 (L1000)
Race State	Finished



Morphettville SA - Professional
 Race 9: Grand Syndicates Handicap - 1050m
 10 March 2025 - 5:35PM
 Track Rating: Good 4, Weather: Fine, Rail Position: True



Section	Overall	L1000	L800	L600	L400	L200
Section Times	1:00.80[5] (0:05.78)	0:55.02[9] (0:10.99)	0:44.03[7] (0:10.33)	0:33.70[5] (0:10.60)	0:23.10[5] (0:11.04)	0:12.06[5] (0:12.06)
Average Speed [km/h]	31.2	65.5	69.6	67.6	65.2	59.7
Top Speed [km/h]	54.8	70.0	70.3	68.8	66.8	63.6
Avg. Dist. to Rail [m]	2.5	2.1	0.9	1.3	1.5	2.5
Avg. Stride Freq. [Hz]	2.1	2.5	2.5	2.5	2.4	2.3
Avg. Stride Length [m]	2.9	7.3	7.7	7.5	7.4	7.1



[] Ranking at each section and finish
 -:-:- No data available at this section
 NA No data available

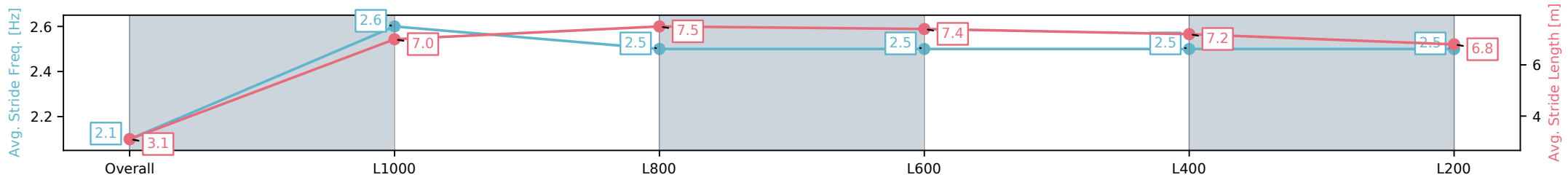
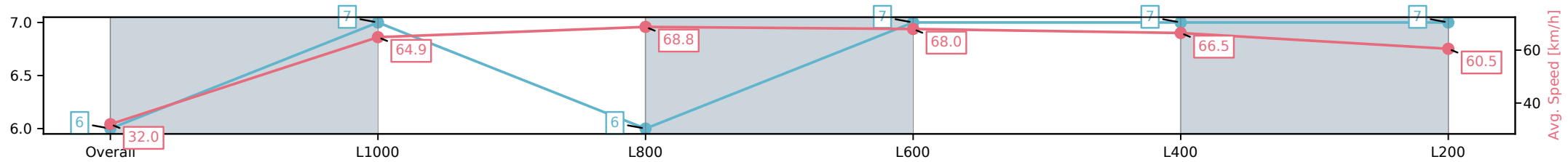
Horse/Jockey Name	MY RUBY/Connor Murtagh
Finish Rank	6
Fastest Section Time (Section)	0:10.55 (L800)
Top Speed [km/h] (Section)	69.7 (L1000)
Race State	Finished



Morphettville SA - Professional
 Race 9: Grand Syndicates Handicap - 1050m
 10 March 2025 - 5:35PM
 Track Rating: Good 4, Weather: Fine, Rail Position: True



Section	Overall	L1000	L800	L600	L400	L200
Section Times	1:00.82[6] (0:05.64)	0:55.18[7] (0:11.10)	0:44.08[6] (0:10.55)	0:33.53[7] (0:10.75)	0:22.78[7] (0:10.87)	0:11.91[7] (0:11.91)
Average Speed [km/h]	32.0	64.9	68.8	68.0	66.5	60.5
Top Speed [km/h]	55.1	69.4	69.7	68.9	69.0	63.4
Avg. Dist. to Rail [m]	6.7	4.9	2.6	2.7	5.0	7.2
Avg. Stride Freq. [Hz]	2.1	2.6	2.5	2.5	2.5	2.5
Avg. Stride Length [m]	3.1	7.0	7.5	7.4	7.2	6.8



[] Ranking at each section and finish
 -:-:- No data available at this section
 NA No data available

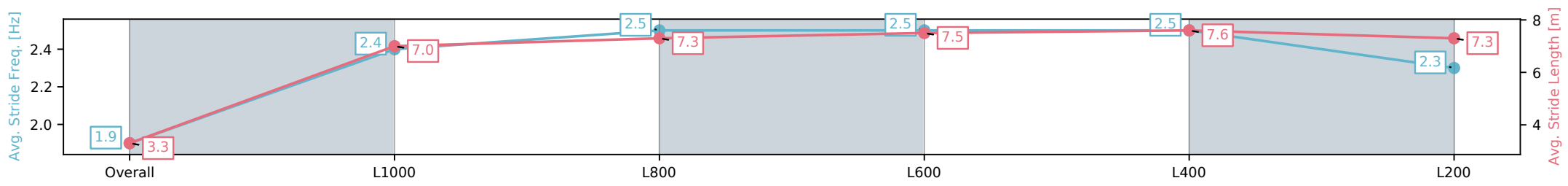
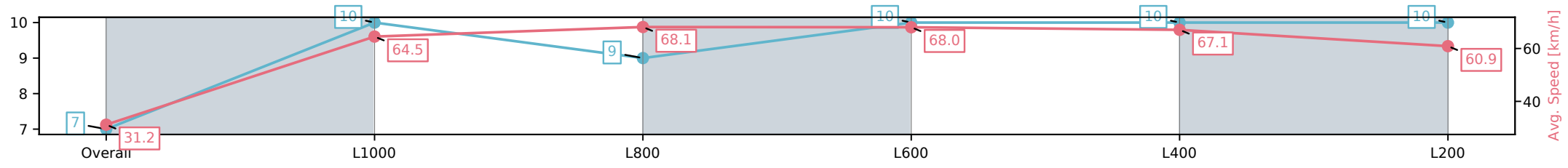
Horse/Jockey Name	FOSTER STREET/Felicity Atkinson
Finish Rank	7
Fastest Section Time (Section)	0:10.63 (L800)
Top Speed [km/h] (Section)	69.0 (L1000)
Race State	Finished



Morphettville SA - Professional
 Race 9: Grand Syndicates Handicap - 1050m
 10 March 2025 - 5:35PM
 Track Rating: Good 4, Weather: Fine, Rail Position: True



Section	Overall	L1000	L800	L600	L400	L200
Section Times	1:00.87[7] (0:05.79)	0:55.08[10] (0:11.19)	0:43.89[9] (0:10.63)	0:33.26[10] (0:10.66)	0:22.60[10] (0:10.79)	0:11.81[10] (0:11.81)
Average Speed [km/h]	31.2	64.5	68.1	68.0	67.1	60.9
Top Speed [km/h]	55.4	68.8	69.0	68.5	68.4	64.3
Avg. Dist. to Rail [m]	7.3	4.3	2.0	1.6	3.7	5.2
Avg. Stride Freq. [Hz]	1.9	2.4	2.5	2.5	2.5	2.3
Avg. Stride Length [m]	3.3	7.0	7.3	7.5	7.6	7.3



[] Ranking at each section and finish
 -:-:- No data available at this section
 NA No data available

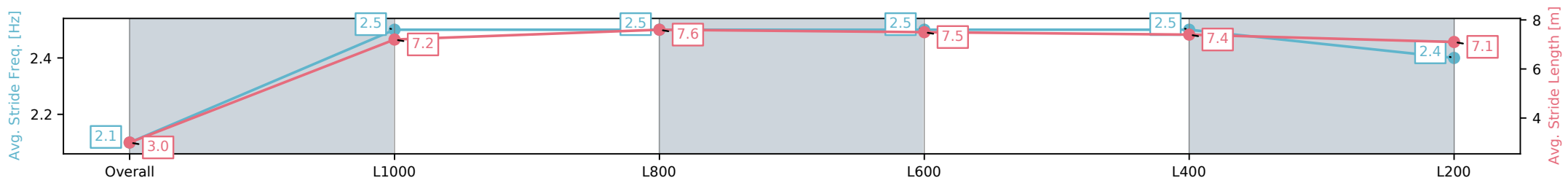

Horse/Jockey Name	ANDREW'S MEMORY/Joe Bowditch
Finish Rank	8
Fastest Section Time (Section)	0:10.61 (L600)
Top Speed [km/h] (Section)	68.6 (L600)
Race State	Finished



Morphettville SA - Professional
 Race 9: Grand Syndicates Handicap - 1050m
 10 March 2025 - 5:35PM
 Track Rating: Good 4, Weather: Fine, Rail Position: True



Section	Overall	L1000	L800	L600	L400	L200
Section Times	1:00.90[8] (0:05.80)	0:55.10[11] (0:11.33)	0:43.77[12] (0:10.71)	0:33.06[12] (0:10.61)	0:22.45[12] (0:10.76)	0:11.69[11] (0:11.69)
Average Speed [km/h]	31.3	63.5	67.8	67.9	67.1	61.4
Top Speed [km/h]	55.2	67.5	68.1	68.6	68.6	64.6
Avg. Dist. to Rail [m]	10.8	7.6	2.5	0.4	1.2	1.0
Avg. Stride Freq. [Hz]	2.1	2.5	2.5	2.5	2.5	2.4
Avg. Stride Length [m]	3.0	7.2	7.6	7.5	7.4	7.1



[] Ranking at each section and finish
 -:-:- No data available at this section
 NA No data available

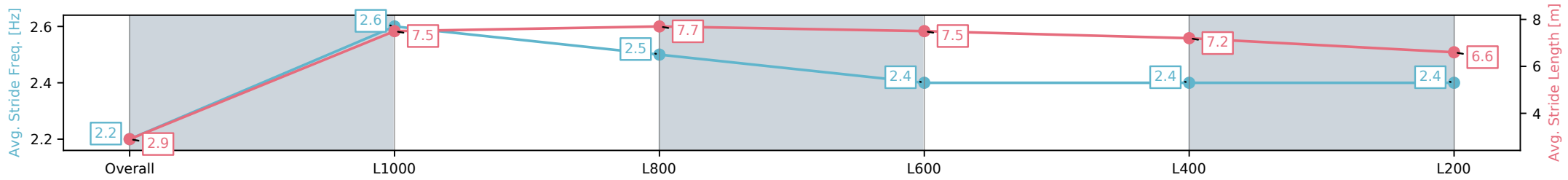
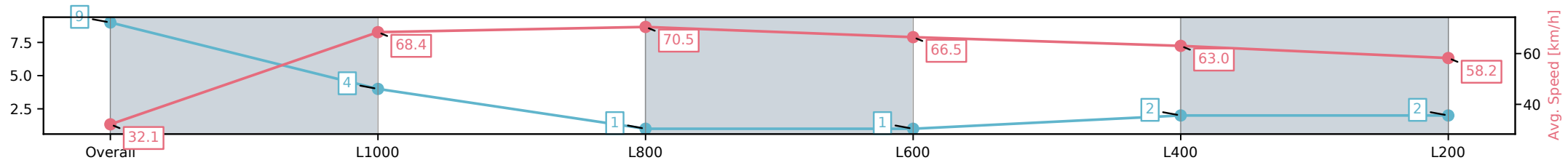
Horse/Jockey Name	BOLTONOVA/Alana Livesey
Finish Rank	9
Fastest Section Time (Section)	0:10.26 (L800)
Top Speed [km/h] (Section)	71.9 (Overall)
Race State	Finished



Morphettville SA - Professional
 Race 9: Grand Syndicates Handicap - 1050m
 10 March 2025 - 5:35PM
 Track Rating: Good 4, Weather: Fine, Rail Position: True



Section	Overall	L1000	L800	L600	L400	L200
Section Times	1:01.03[9] (0:05.63)	0:55.40[4] (0:10.54)	0:44.86[1] (0:10.26)	0:34.60[1] (0:10.81)	0:23.79[2] (0:11.42)	0:12.37[2] (0:12.37)
Average Speed [km/h]	32.1	68.4	70.5	66.5	63.0	58.2
Top Speed [km/h]	57.9	71.9	71.7	68.2	64.7	61.6
Avg. Dist. to Rail [m]	10.5	7.6	1.6	0.3	1.3	3.9
Avg. Stride Freq. [Hz]	2.2	2.6	2.5	2.4	2.4	2.4
Avg. Stride Length [m]	2.9	7.5	7.7	7.5	7.2	6.6



[] Ranking at each section and finish
 -:-:- No data available at this section
 NA No data available

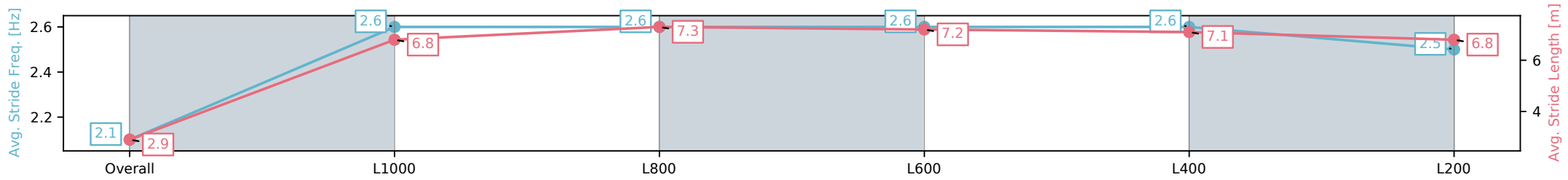
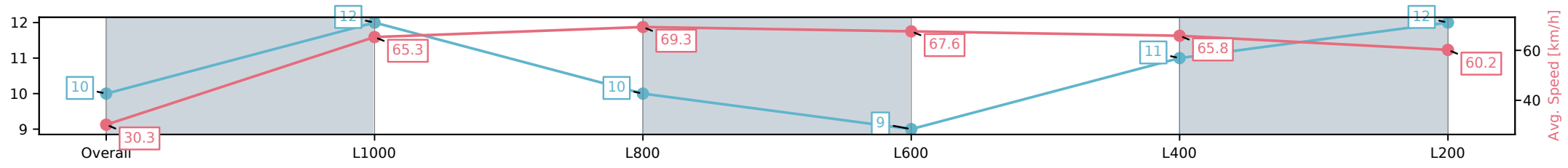
Horse/Jockey Name	FUN FOREVER/Jason Holder
Finish Rank	10
Fastest Section Time (Section)	0:10.53 (L800)
Top Speed [km/h] (Section)	70.7 (L1000)
Race State	Finished



Morphettville SA - Professional
 Race 9: Grand Syndicates Handicap - 1050m
 10 March 2025 - 5:35PM
 Track Rating: Good 4, Weather: Fine, Rail Position: True



Section	Overall	L1000	L800	L600	L400	L200
Section Times	1:01.23[10] (0:05.96)	0:55.27[12] (0:11.03)	0:44.24[10] (0:10.53)	0:33.71[9] (0:10.77)	0:22.94[11] (0:10.99)	0:11.95[12] (0:11.95)
Average Speed [km/h]	30.3	65.3	69.3	67.6	65.8	60.2
Top Speed [km/h]	56.7	69.7	70.7	68.8	68.1	65.3
Avg. Dist. to Rail [m]	5.5	4.6	3.8	2.5	2.0	3.0
Avg. Stride Freq. [Hz]	2.1	2.6	2.6	2.6	2.6	2.5
Avg. Stride Length [m]	2.9	6.8	7.3	7.2	7.1	6.8



[] Ranking at each section and finish
 -:-:- No data available at this section
 NA No data available

Horse/Jockey Name	STARTIDE/Paul Gatt
Finish Rank	11
Fastest Section Time (Section)	0:10.59 (L800)
Top Speed [km/h] (Section)	69.7 (L800)
Race State	Finished



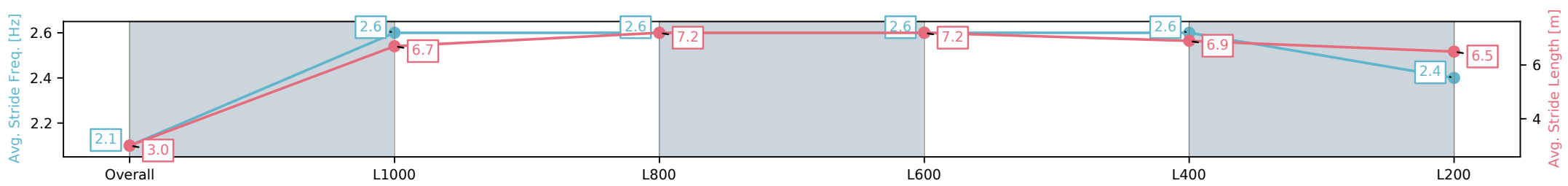
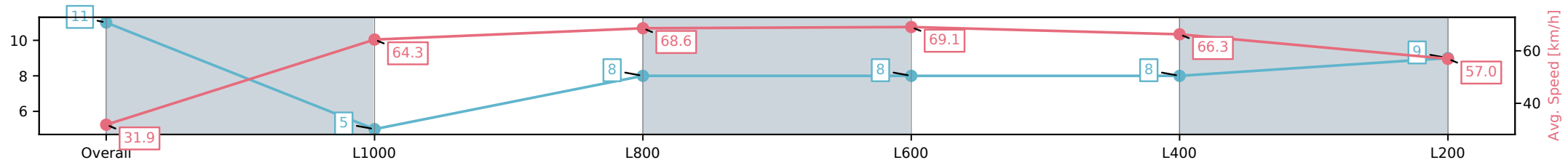
Morphettville SA - Professional
Race 9: Grand Syndicates Handicap - 1050m



10 March 2025 - 5:35PM

Track Rating: Good 4, Weather: Fine, Rail Position: True

Section	Overall	L1000	L800	L600	L400	L200
Section Times	1:01.69[11] (0:05.64)	0:56.05[5] (0:11.21)	0:44.84[8] (0:10.59)	0:34.25[8] (0:10.66)	0:23.59[8] (0:10.96)	0:12.63[9] (0:12.63)
Average Speed [km/h]	31.9	64.3	68.6	69.1	66.3	57.0
Top Speed [km/h]	55.3	68.3	69.4	69.7	68.4	63.0
Avg. Dist. to Rail [m]	9.0	6.2	2.5	4.2	7.3	9.0
Avg. Stride Freq. [Hz]	2.1	2.6	2.6	2.6	2.6	2.4
Avg. Stride Length [m]	3.0	6.7	7.2	7.2	6.9	6.5



[] Ranking at each section and finish
-:-:- No data available at this section
NA No data available

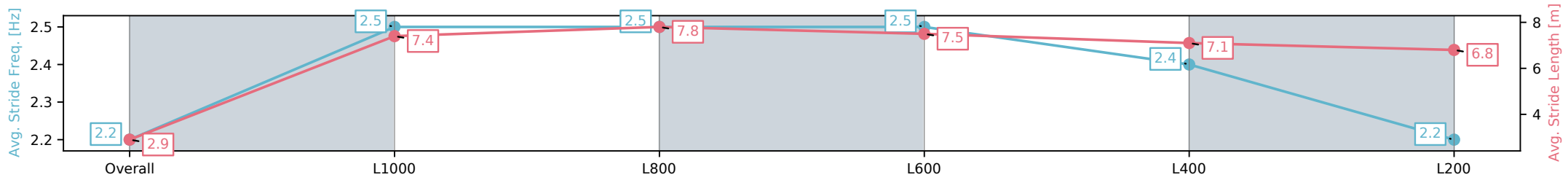
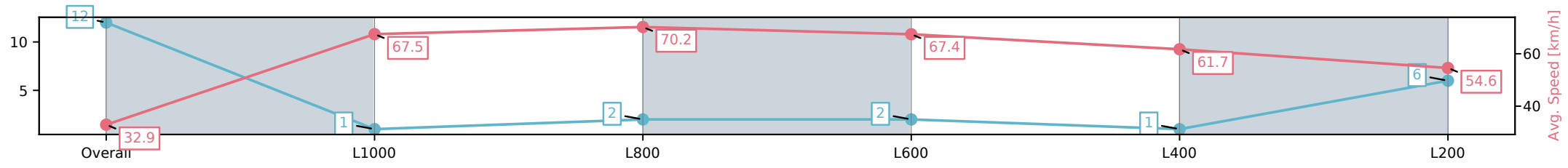
Horse/Jockey Name	ROYAL TYKE/Alan Lai
Finish Rank	12
Fastest Section Time (Section)	0:10.32 (L800)
Top Speed [km/h] (Section)	71.5 (L1000)
Race State	Finished



Morphettville SA - Professional
 Race 9: Grand Syndicates Handicap - 1050m
 10 March 2025 - 5:35PM
 Track Rating: Good 4, Weather: Fine, Rail Position: True



Section	Overall	L1000	L800	L600	L400	L200
Section Times	1:02.07[12] (0:05.48)	0:56.59[1] (0:10.70)	0:45.89[2] (0:10.32)	0:35.57[2] (0:10.71)	0:24.86[1] (0:11.68)	0:13.18[6] (0:13.18)
Average Speed [km/h]	32.9	67.5	70.2	67.4	61.7	54.6
Top Speed [km/h]	57.2	71.5	71.5	68.9	63.8	58.5
Avg. Dist. to Rail [m]	13.4	9.4	2.0	0.8	1.6	4.3
Avg. Stride Freq. [Hz]	2.2	2.5	2.5	2.5	2.4	2.2
Avg. Stride Length [m]	2.9	7.4	7.8	7.5	7.1	6.8



[] Ranking at each section and finish
 -:-:- No data available at this section
 NA No data available