



RACINGSA

Morphettville SA

Race 8: Thomas Farms Manihi Classic - 1100m

10 March 2025 - 4:57PM

Track Rating: Good 4, Weather: Fine, Rail Position: True



Morphettville

Section Field Times							Overall	L1000	L800	L600	L400	L200		
							1:02.86 (0:08.54)	0:54.32 (0:10.61)	0:43.70 (0:10.42)	0:33.28 (0:10.57)	0:22.70 (0:11.00)	0:11.70 (0:11.70)		
Position	#	Horse/Jockey	Barrier	Top Speed [km/h]	Fastest Section	First 400m						Margin	Distance Travelled From Winner [m]	
1	8	SIR SWAY Taylor Johnstone	14	70.4 800-600	0:10.44 800-600	0:24.76	1:02.86 (0:08.81)	0:54.05 [6] (0:10.68)	0:43.37 [5] (0:10.44)	0:32.93 [4] (0:10.48)	0:22.45 [3] (0:10.74)	0:11.71 [1] (0:11.71)	1:02.86	
2	4	PRAIRIE FLOWER Kayla Crowther	5	74.1 1200-1000	0:10.51 1000-800	0:25.06	1:02.95 (0:09.18)	0:53.77 [13] (0:10.51)	0:43.26 [9] (0:10.72)	0:32.54 [9] (0:10.54)	0:22.00 [9] (0:10.57)	0:11.42 [5] (0:11.42)	0.63L	+2
3	3	EXTREMELY LUCKY Todd Pannell	13	70.4 800-600	0:10.39 600-400	0:25.49	1:02.97 (0:09.04)	0:53.93 [11] (0:11.11)	0:42.82 [14] (0:10.62)	0:32.20 [14] (0:10.39)	0:21.81 [14] (0:10.72)	0:11.09 [14] (0:11.09)	0.74L	+2
4	1	TAUNTING Jessica Tzaferis	12	69.8 1000-800	0:10.33 800-600	0:24.60	1:03.12 (0:09.02)	0:54.09 [10] (0:10.43)	0:43.66 [4] (0:10.33)	0:33.33 [2] (0:10.44)	0:22.89 [2] (0:11.00)	0:11.89 [2] (0:11.89)	1.72L	-4
5	12	THE GREAT BABY Teagan Voorham	9	69.9 1000-800	0:10.54 800-600	0:24.60	1:03.20 (0:08.59)	0:54.61 [2] (0:10.69)	0:43.92 [2] (0:10.54)	0:33.38 [3] (0:10.60)	0:22.78 [4] (0:10.90)	0:11.88 [4] (0:11.88)	2.21L	+0
6	14	TIFFANY VALENTINE Joe Bowditch	10	70.1 800-600	0:10.46 600-400	0:25.31	1:03.21 (0:09.16)	0:54.05 [12] (0:10.83)	0:43.22 [12] (0:10.56)	0:32.65 [12] (0:10.46)	0:22.19 [11] (0:10.73)	0:11.46 [9] (0:11.46)	2.27L	+2
7	15	MINTULEE Alan Lai	8	69.2 1000-800	0:10.43 800-600	0:24.41	1:03.29 (0:08.54)	0:54.75 [1] (0:10.61)	0:44.14 [1] (0:10.43)	0:33.71 [1] (0:10.57)	0:23.13 [1] (0:11.10)	0:12.03 [3] (0:12.03)	2.8L	-1
8	5	CELSIUS STAR Lachlan Neindorf	1	68.7 1000-800	0:10.55 600-400	0:24.94	1:03.49 (0:08.74)	0:54.75 [4] (0:10.81)	0:43.94 [6] (0:10.66)	0:33.28 [7] (0:10.55)	0:22.73 [6] (0:10.79)	0:11.94 [6] (0:11.94)	4.1L	+0
9	7	BOOGNISH Jamie Melham	6	69.9 800-600	0:10.49 600-400	0:25.23	1:03.51 (0:08.96)	0:54.55 [8] (0:10.82)	0:43.73 [10] (0:10.66)	0:33.07 [10] (0:10.49)	0:22.58 [8] (0:10.86)	0:11.72 [10] (0:11.72)	4.22L	+4
10	10	PURE BLISS Rochelle Milnes	3	69.9 800-600	0:10.56 800-600	0:24.92	1:03.51 (0:08.96)	0:54.55 [9] (0:10.61)	0:43.94 [7] (0:10.56)	0:33.38 [6] (0:10.63)	0:22.75 [7] (0:10.87)	0:11.88 [7] (0:11.88)	4.23L	+4

Scratched: La Defense (#13)

Report Created: Mon 10 March 2025 17:52:53 GMT+11 (Note: Timing is based on positional data)

- [] Position in running at each section and finish
- #: Saddle cloth number
- No data available at this section
- DNF Did not finish
- NA No data available
- DNT Did not track
- █ Background shading for fastest section



RACINGSA

Morphettville SA

Race 8: Thomas Farms Manihi Classic - 1100m

10 March 2025 - 4:57PM

Track Rating: Good 4, Weather: Fine, Rail Position: True



Morphettville

Section Field Times							Overall	L1000	L800	L600	L400	L200		
							1:02.86 (0:08.54)	0:54.32 (0:10.61)	0:43.70 (0:10.42)	0:33.28 (0:10.57)	0:22.70 (0:11.00)	0:11.70 (0:11.70)		
Position	#	Horse/Jockey	Barrier	Top Speed [km/h]	Fastest Section	First 400m							Margin	Distance Travelled From Winner [m]
11	6	KARACASU	11	70.0	0:10.53	0:25.22	1:03.51	0:54.59 [7]	0:43.62 [11]	0:32.99 [11]	0:22.46 [12]	0:11.66 [11]	4.25L	+7
		Paul Gatt		800-600	600-400		(0:08.92)	(0:10.97)	(0:10.63)	(0:10.53)	(0:10.80)	(0:11.66)		
12	2	GHALIB	7	70.1	0:10.60	0:25.02	1:03.67	0:54.87 [5]	0:44.04 [8]	0:33.32 [8]	0:22.72 [10]	0:11.82 [12]	5.27L	+6
		Manoel Nunes		800-600	600-400		(0:08.80)	(0:10.83)	(0:10.72)	(0:10.60)	(0:10.90)	(0:11.82)		
13	11	WIGGUM	4	69.7	0:10.45	0:25.31	1:03.69	0:54.47 [14]	0:43.70 [13]	0:33.05 [13]	0:22.60 [13]	0:11.82 [13]	5.4L	+2
		Declan Bates		800-600	600-400		(0:09.22)	(0:10.77)	(0:10.65)	(0:10.45)	(0:10.78)	(0:11.82)		
14	9	MAGIC MAX	2	68.9	0:10.60	0:24.78	1:03.81	0:55.12 [3]	0:44.37 [3]	0:33.70 [5]	0:23.10 [5]	0:12.09 [8]	6.2L	+4
		Alana Livesey		800-600	600-400		(0:08.69)	(0:10.75)	(0:10.67)	(0:10.60)	(0:11.01)	(0:12.09)		

Scratched: La Defense (#13)

- [] Position in running at each section and finish
- #: Saddle cloth number
- :--- No data available at this section
- DNF Did not finish
- NA No data available
- DNT Did not track
- █ Background shading for fastest section

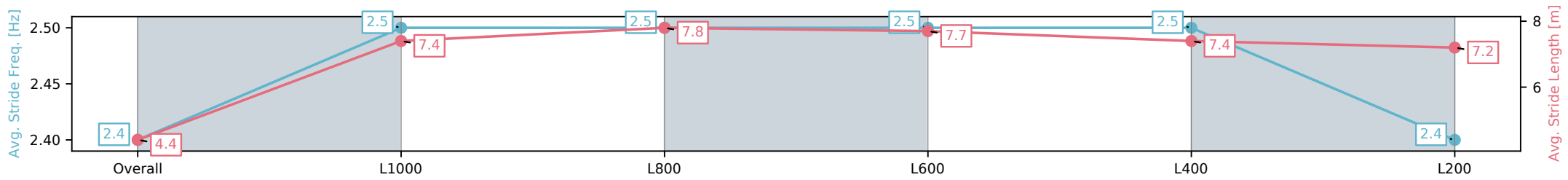
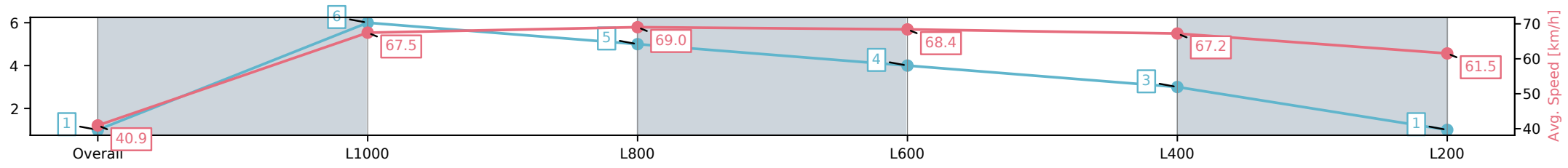
Horse/Jockey Name	SIR SWAY/Taylor Johnstone
Finish Rank	1
Fastest Section Time (Section)	0:10.44 (L800)
Top Speed [km/h] (Section)	70.4 (L800)
Race State	Finished



Morphettville SA - Professional
 Race 8: Thomas Farms Manihi Classic - 1100m
 10 March 2025 - 4:57PM
 Track Rating: Good 4, Weather: Fine, Rail Position: True



Section	Overall	L1000	L800	L600	L400	L200
Section Times	1:02.86[1] (0:08.81)	0:54.05[6] (0:10.68)	0:43.37[5] (0:10.44)	0:32.93[4] (0:10.48)	0:22.45[3] (0:10.74)	0:11.71[1] (0:11.71)
Average Speed [km/h]	40.9	67.5	69.0	68.4	67.2	61.5
Top Speed [km/h]	65.0	68.4	70.4	70.4	68.9	65.0
Avg. Dist. to Rail [m]	11.6	4.1	1.0	0.7	4.6	8.9
Avg. Stride Freq. [Hz]	2.4	2.5	2.5	2.5	2.5	2.4
Avg. Stride Length [m]	4.4	7.4	7.8	7.7	7.4	7.2



[] Ranking at each section and finish
 -:-:- No data available at this section
 NA No data available

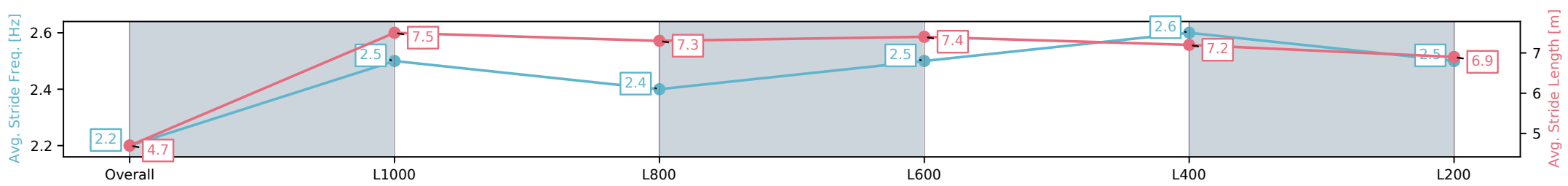
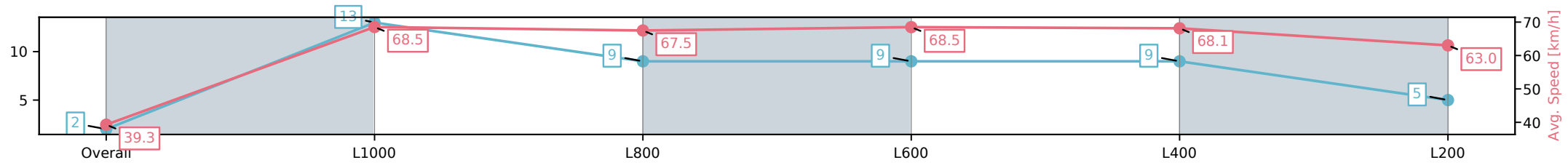
Horse/Jockey Name	PRAIRIE FLOWER/Kayla Crowther
Finish Rank	2
Fastest Section Time (Section)	0:10.51 (L1000)
Top Speed [km/h] (Section)	74.1 (Overall)
Race State	Finished



Morphettville SA - Professional
 Race 8: Thomas Farms Manihi Classic - 1100m
 10 March 2025 - 4:57PM
 Track Rating: Good 4, Weather: Fine, Rail Position: True



Section	Overall	L1000	L800	L600	L400	L200
Section Times	1:02.95[2] (0:09.18)	0:53.77[13] (0:10.51)	0:43.26[9] (0:10.72)	0:32.54[9] (0:10.54)	0:22.00[9] (0:10.57)	0:11.42[5] (0:11.42)
Average Speed [km/h]	39.3	68.5	67.5	68.5	68.1	63.0
Top Speed [km/h]	64.0	74.1	68.3	69.2	68.9	66.8
Avg. Dist. to Rail [m]	4.5	1.4	1.1	0.6	1.2	2.3
Avg. Stride Freq. [Hz]	2.2	2.5	2.4	2.5	2.6	2.5
Avg. Stride Length [m]	4.7	7.5	7.3	7.4	7.2	6.9



[] Ranking at each section and finish
 -:-:- No data available at this section
 NA No data available

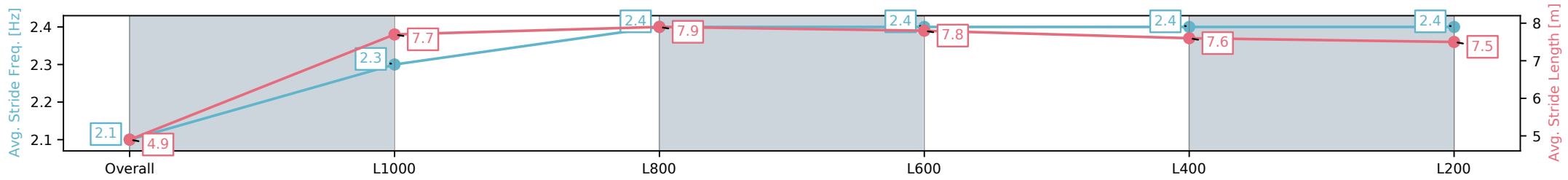
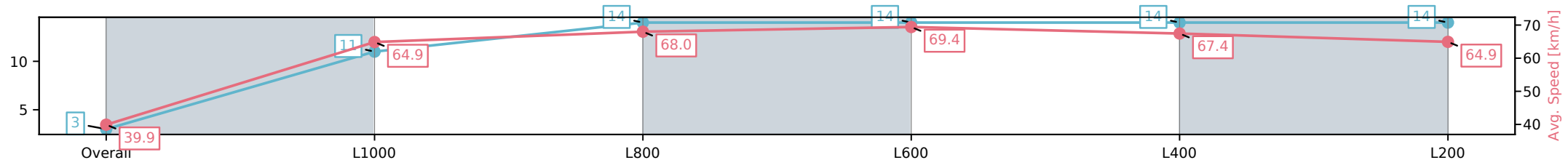
Horse/Jockey Name	EXTREMELY LUCKY/Todd Pannell
Finish Rank	3
Fastest Section Time (Section)	0:10.39 (L600)
Top Speed [km/h] (Section)	70.4 (L800)
Race State	Finished



Morphettville SA - Professional
 Race 8: Thomas Farms Manihi Classic - 1100m
 10 March 2025 - 4:57PM
 Track Rating: Good 4, Weather: Fine, Rail Position: True



Section	Overall	L1000	L800	L600	L400	L200
Section Times	1:02.97[3] (0:09.04)	0:53.93[11] (0:11.11)	0:42.82[14] (0:10.62)	0:32.20[14] (0:10.39)	0:21.81[14] (0:10.72)	0:11.09[14] (0:11.09)
Average Speed [km/h]	39.9	64.9	68.0	69.4	67.4	64.9
Top Speed [km/h]	62.2	67.6	68.6	70.4	69.1	67.7
Avg. Dist. to Rail [m]	9.7	3.0	1.2	0.6	3.6	7.1
Avg. Stride Freq. [Hz]	2.1	2.3	2.4	2.4	2.4	2.4
Avg. Stride Length [m]	4.9	7.7	7.9	7.8	7.6	7.5



[] Ranking at each section and finish
 -:-:- No data available at this section
 NA No data available

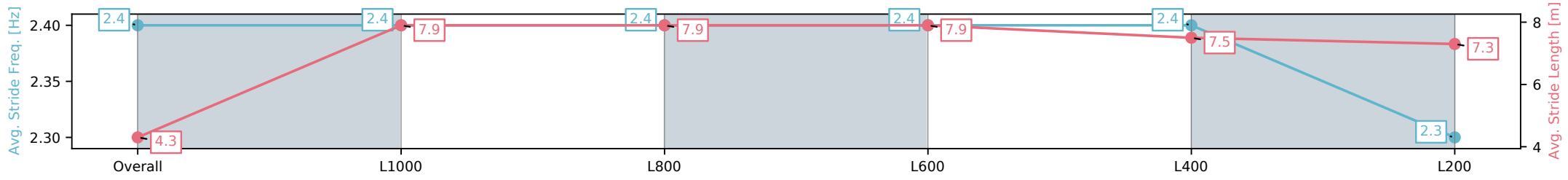
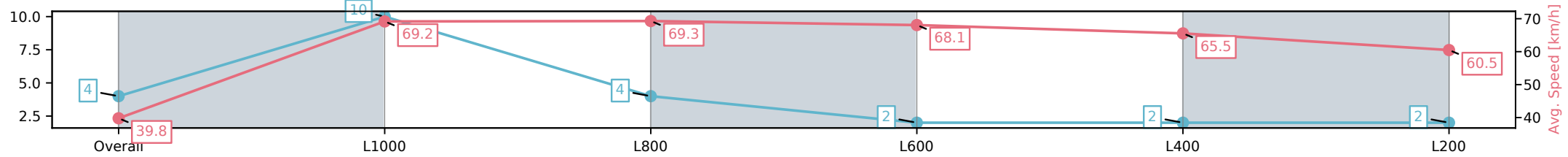
Horse/Jockey Name	TAUNTING/Jessica Tzaferis
Finish Rank	4
Fastest Section Time (Section)	0:10.33 (L800)
Top Speed [km/h] (Section)	69.8 (L1000)
Race State	Finished



Morphettville SA - Professional
 Race 8: Thomas Farms Manihi Classic - 1100m
 10 March 2025 - 4:57PM
 Track Rating: Good 4, Weather: Fine, Rail Position: True



Section	Overall	L1000	L800	L600	L400	L200
Section Times	1:03.11[4] (0:09.02)	0:54.09[10] (0:10.43)	0:43.66[4] (0:10.33)	0:33.33[2] (0:10.44)	0:22.89[2] (0:11.00)	0:11.89[2] (0:11.89)
Average Speed [km/h]	39.8	69.2	69.3	68.1	65.5	60.5
Top Speed [km/h]	68.5	69.7	69.8	69.2	67.3	63.0
Avg. Dist. to Rail [m]	7.2	1.6	1.2	2.4	3.3	6.6
Avg. Stride Freq. [Hz]	2.4	2.4	2.4	2.4	2.4	2.3
Avg. Stride Length [m]	4.3	7.9	7.9	7.9	7.5	7.3



[] Ranking at each section and finish
 -:-:- No data available at this section
 NA No data available

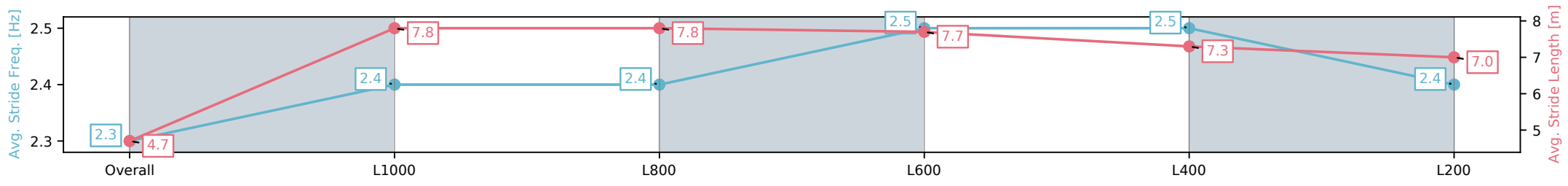
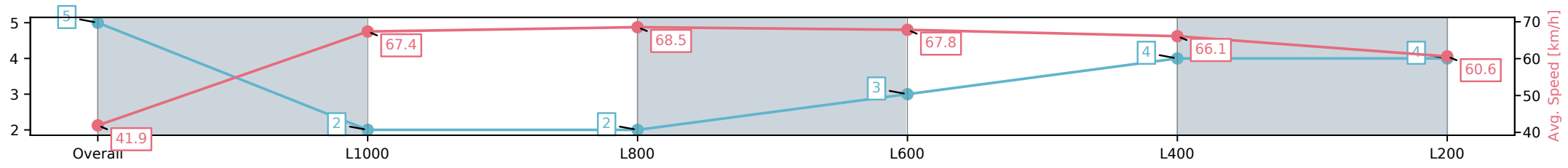
Horse/Jockey Name	THE GREAT BABY/Teagan Voorham
Finish Rank	5
Fastest Section Time (Section)	0:10.54 (L800)
Top Speed [km/h] (Section)	69.9 (L1000)
Race State	Finished



Morphettville SA - Professional
 Race 8: Thomas Farms Manihi Classic - 1100m
 10 March 2025 - 4:57PM
 Track Rating: Good 4, Weather: Fine, Rail Position: True



Section	Overall	L1000	L800	L600	L400	L200
Section Times	1:03.20[5] (0:08.59)	0:54.61[2] (0:10.69)	0:43.92[2] (0:10.54)	0:33.38[3] (0:10.60)	0:22.78[4] (0:10.90)	0:11.88[4] (0:11.88)
Average Speed [km/h]	41.9	67.4	68.5	67.8	66.1	60.6
Top Speed [km/h]	65.8	68.6	69.9	69.1	67.6	63.5
Avg. Dist. to Rail [m]	8.3	2.9	0.9	0.2	1.2	4.2
Avg. Stride Freq. [Hz]	2.3	2.4	2.4	2.5	2.5	2.4
Avg. Stride Length [m]	4.7	7.8	7.8	7.7	7.3	7.0



Report Created: Mon 10 March 2025 17:52:57 GMT+11 (Note: Timing is based on positional data)

[] Ranking at each section and finish
 -:-:- No data available at this section
 NA No data available



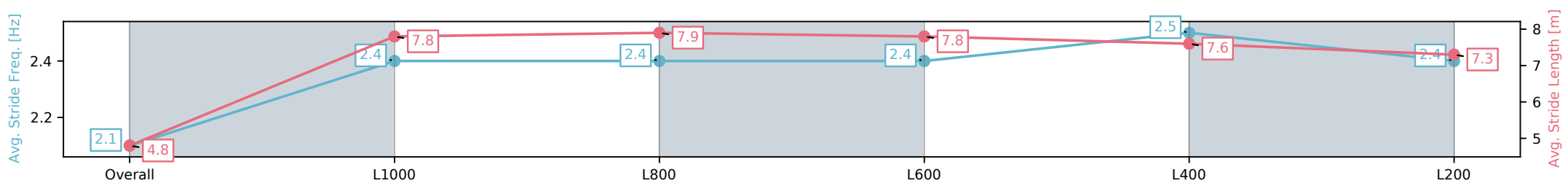
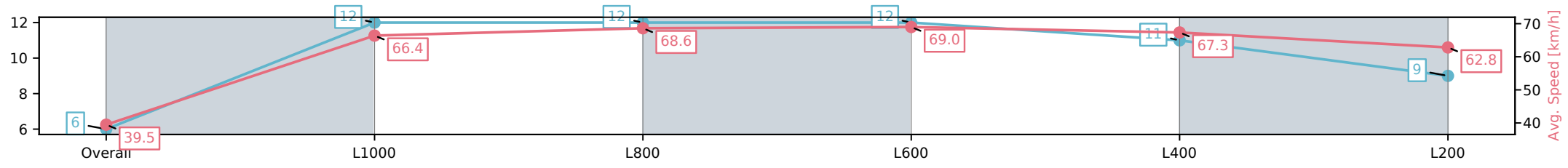
Horse/Jockey Name	TIFFANY VALENTINE/Joe Bowditch
Finish Rank	6
Fastest Section Time (Section)	0:10.46 (L600)
Top Speed [km/h] (Section)	70.1 (L800)
Race State	Finished



Morphettville SA - Professional
 Race 8: Thomas Farms Manihi Classic - 1100m
 10 March 2025 - 4:57PM
 Track Rating: Good 4, Weather: Fine, Rail Position: True



Section	Overall	L1000	L800	L600	L400	L200
Section Times	1:03.21[6] (0:09.16)	0:54.05[12] (0:10.83)	0:43.22[12] (0:10.56)	0:32.65[12] (0:10.46)	0:22.19[11] (0:10.73)	0:11.46[9] (0:11.46)
Average Speed [km/h]	39.5	66.4	68.6	69.0	67.3	62.8
Top Speed [km/h]	62.2	68.1	69.2	70.1	67.8	66.3
Avg. Dist. to Rail [m]	9.0	2.9	1.7	0.7	3.8	8.4
Avg. Stride Freq. [Hz]	2.1	2.4	2.4	2.4	2.5	2.4
Avg. Stride Length [m]	4.8	7.8	7.9	7.8	7.6	7.3



[] Ranking at each section and finish
 -:-:- No data available at this section
 NA No data available

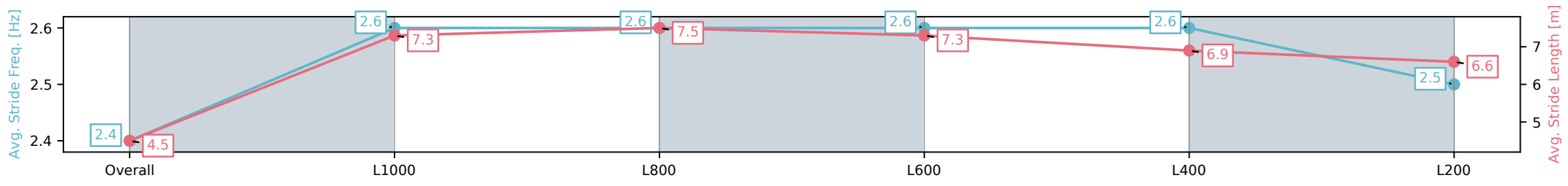
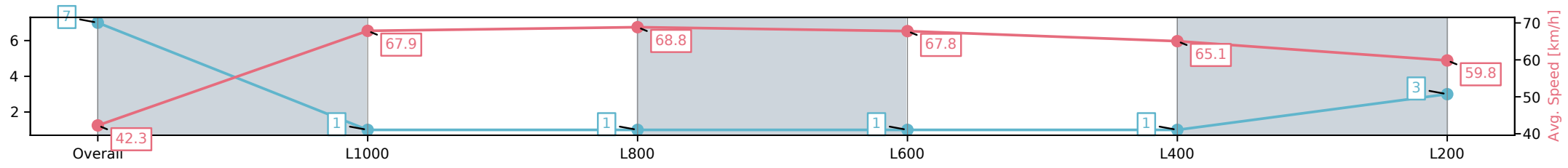
Horse/Jockey Name	MINTULEE/Alan Lai
Finish Rank	7
Fastest Section Time (Section)	0:10.43 (L800)
Top Speed [km/h] (Section)	69.2 (L1000)
Race State	Finished



Morphettville SA - Professional
 Race 8: Thomas Farms Manihi Classic - 1100m
 10 March 2025 - 4:57PM
 Track Rating: Good 4, Weather: Fine, Rail Position: True



Section	Overall	L1000	L800	L600	L400	L200
Section Times	1:03.29[7] (0:08.54)	0:54.75[1] (0:10.61)	0:44.14[1] (0:10.43)	0:33.71[1] (0:10.57)	0:23.13[1] (0:11.10)	0:12.03[3] (0:12.03)
Average Speed [km/h]	42.3	67.9	68.8	67.8	65.1	59.8
Top Speed [km/h]	64.4	68.6	69.2	69.1	66.4	63.1
Avg. Dist. to Rail [m]	6.2	0.9	0.7	0.8	4.1	7.0
Avg. Stride Freq. [Hz]	2.4	2.6	2.6	2.6	2.6	2.5
Avg. Stride Length [m]	4.5	7.3	7.5	7.3	6.9	6.6



Report Created: Mon 10 March 2025 17:52:58 GMT+11 (Note: Timing is based on positional data)

- [] Ranking at each section and finish
- :-:- No data available at this section
- NA No data available



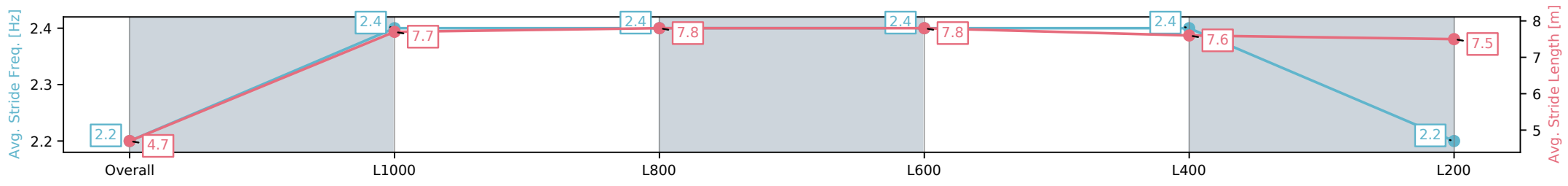
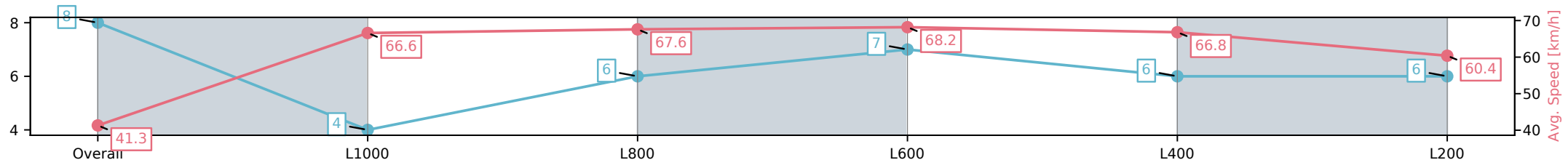
Horse/Jockey Name	CELSIUS STAR/Lachlan Neindorf
Finish Rank	8
Fastest Section Time (Section)	0:10.55 (L600)
Top Speed [km/h] (Section)	68.7 (L1000)
Race State	Finished



Morphettville SA - Professional
 Race 8: Thomas Farms Manihi Classic - 1100m
 10 March 2025 - 4:57PM
 Track Rating: Good 4, Weather: Fine, Rail Position: True



Section	Overall	L1000	L800	L600	L400	L200
Section Times	1:03.49[8] (0:08.74)	0:54.75[4] (0:10.81)	0:43.94[6] (0:10.66)	0:33.28[7] (0:10.55)	0:22.73[6] (0:10.79)	0:11.94[6] (0:11.94)
Average Speed [km/h]	41.3	66.6	67.6	68.2	66.8	60.4
Top Speed [km/h]	63.7	67.1	68.7	68.6	68.3	64.4
Avg. Dist. to Rail [m]	1.3	0.5	0.5	0.3	2.8	5.9
Avg. Stride Freq. [Hz]	2.2	2.4	2.4	2.4	2.4	2.2
Avg. Stride Length [m]	4.7	7.7	7.8	7.8	7.6	7.5



[] Ranking at each section and finish
 -:-:- No data available at this section
 NA No data available

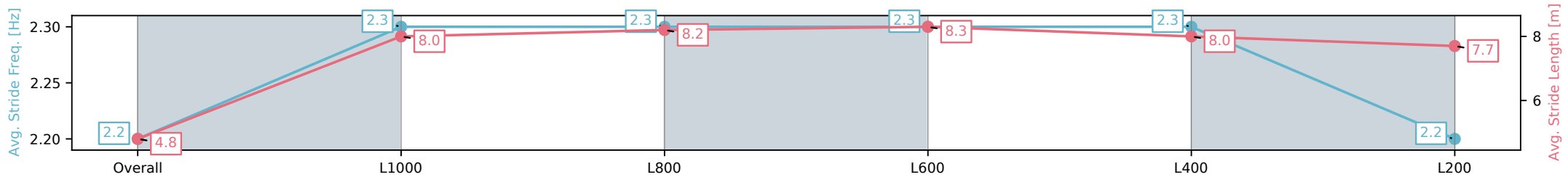
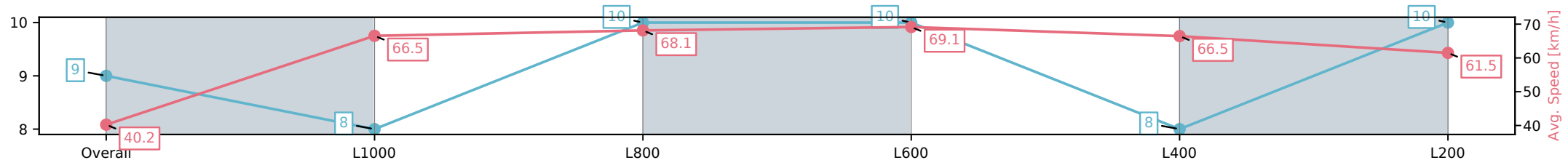
Horse/Jockey Name	BOOGNISH/Jamie Melham
Finish Rank	9
Fastest Section Time (Section)	0:10.49 (L600)
Top Speed [km/h] (Section)	69.9 (L800)
Race State	Finished



Morphettville SA - Professional
 Race 8: Thomas Farms Manihi Classic - 1100m
 10 March 2025 - 4:57PM
 Track Rating: Good 4, Weather: Fine, Rail Position: True



Section	Overall	L1000	L800	L600	L400	L200
Section Times	1:03.51[9] (0:08.96)	0:54.55[8] (0:10.82)	0:43.73[10] (0:10.66)	0:33.07[10] (0:10.49)	0:22.58[8] (0:10.86)	0:11.72[10] (0:11.72)
Average Speed [km/h]	40.2	66.5	68.1	69.1	66.5	61.5
Top Speed [km/h]	62.8	68.1	68.3	69.9	68.0	64.7
Avg. Dist. to Rail [m]	5.6	2.7	2.1	1.5	3.8	7.3
Avg. Stride Freq. [Hz]	2.2	2.3	2.3	2.3	2.3	2.2
Avg. Stride Length [m]	4.8	8.0	8.2	8.3	8.0	7.7



[] Ranking at each section and finish
 -:-:- No data available at this section
 NA No data available

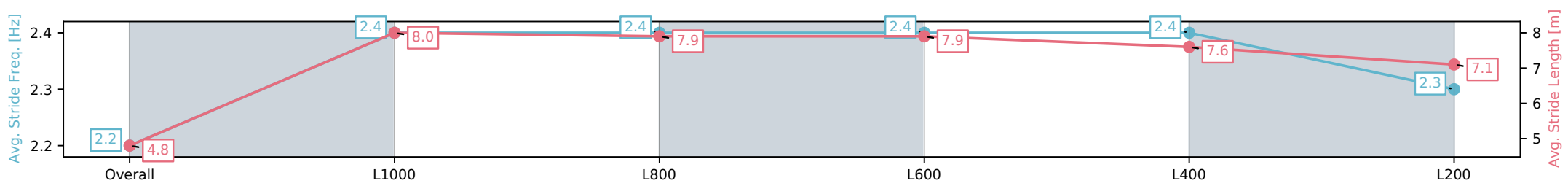
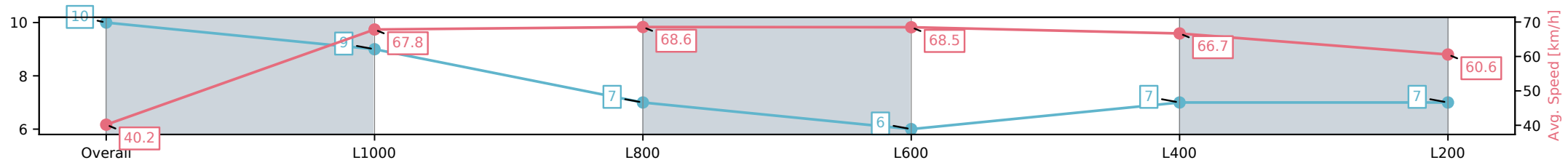
Horse/Jockey Name	PURE BLISS/Rochelle Milnes
Finish Rank	10
Fastest Section Time (Section)	0:10.56 (L800)
Top Speed [km/h] (Section)	69.9 (L800)
Race State	Finished



Morphettville SA - Professional
 Race 8: Thomas Farms Manihi Classic - 1100m
 10 March 2025 - 4:57PM
 Track Rating: Good 4, Weather: Fine, Rail Position: True



Section	Overall	L1000	L800	L600	L400	L200
Section Times	1:03.51[10] (0:08.96)	0:54.55[9] (0:10.61)	0:43.94[7] (0:10.56)	0:33.38[6] (0:10.63)	0:22.75[7] (0:10.87)	0:11.88[7] (0:11.88)
Average Speed [km/h]	40.2	67.8	68.6	68.5	66.7	60.6
Top Speed [km/h]	66.8	69.3	69.8	69.9	67.8	65.1
Avg. Dist. to Rail [m]	2.1	1.7	1.6	2.1	6.5	12.9
Avg. Stride Freq. [Hz]	2.2	2.4	2.4	2.4	2.4	2.3
Avg. Stride Length [m]	4.8	8.0	7.9	7.9	7.6	7.1



[] Ranking at each section and finish
 -:-:- No data available at this section
 NA No data available

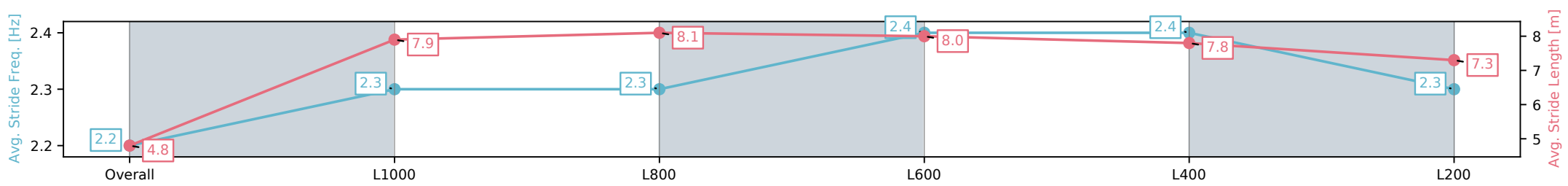
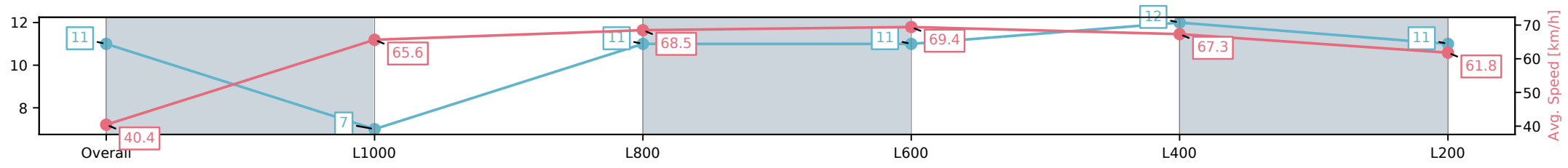
Horse/Jockey Name	KARACASU/Paul Gatt
Finish Rank	11
Fastest Section Time (Section)	0:10.53 (L600)
Top Speed [km/h] (Section)	70.0 (L800)
Race State	Finished



Morphettville SA - Professional
 Race 8: Thomas Farms Manihi Classic - 1100m
 10 March 2025 - 4:57PM
 Track Rating: Good 4, Weather: Fine, Rail Position: True



Section	Overall	L1000	L800	L600	L400	L200
Section Times	1:03.51[11] (0:08.92)	0:54.59[7] (0:10.97)	0:43.62[11] (0:10.63)	0:32.99[11] (0:10.53)	0:22.46[12] (0:10.80)	0:11.66[11] (0:11.66)
Average Speed [km/h]	40.4	65.6	68.5	69.4	67.3	61.8
Top Speed [km/h]	62.7	67.4	69.2	70.0	68.4	65.5
Avg. Dist. to Rail [m]	9.5	3.9	2.9	3.0	8.5	14.5
Avg. Stride Freq. [Hz]	2.2	2.3	2.3	2.4	2.4	2.3
Avg. Stride Length [m]	4.8	7.9	8.1	8.0	7.8	7.3



[] Ranking at each section and finish
 -:-:- No data available at this section
 NA No data available

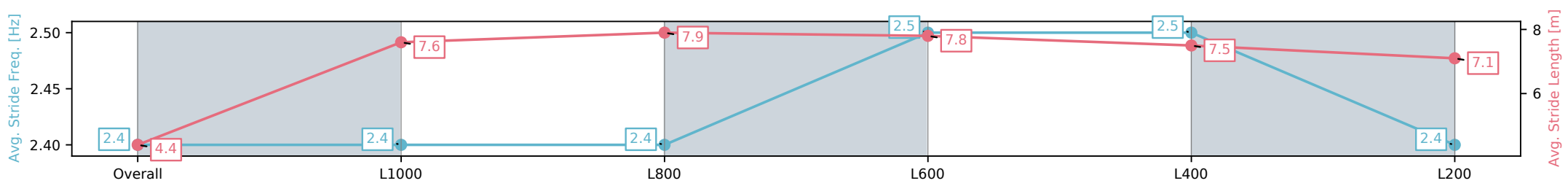
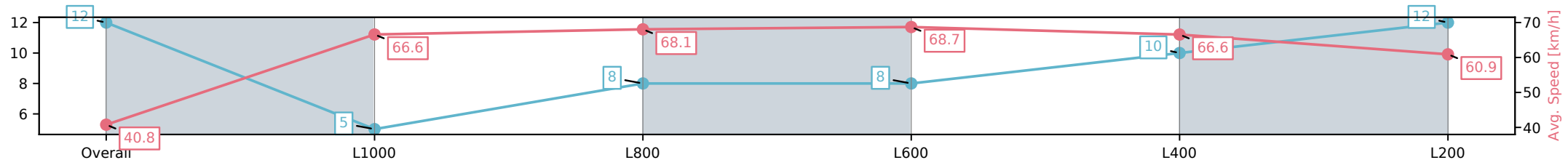
Horse/Jockey Name	GHALIB/Manoel Nunes
Finish Rank	12
Fastest Section Time (Section)	0:10.60 (L600)
Top Speed [km/h] (Section)	70.1 (L800)
Race State	Finished



Morphettville SA - Professional
 Race 8: Thomas Farms Manihi Classic - 1100m
 10 March 2025 - 4:57PM
 Track Rating: Good 4, Weather: Fine, Rail Position: True



Section	Overall	L1000	L800	L600	L400	L200
Section Times	1:03.67[12] (0:08.80)	0:54.87[5] (0:10.83)	0:44.04[8] (0:10.72)	0:33.32[8] (0:10.60)	0:22.72[10] (0:10.90)	0:11.82[12] (0:11.82)
Average Speed [km/h]	40.8	66.6	68.1	68.7	66.6	60.9
Top Speed [km/h]	63.6	68.4	69.9	70.1	68.3	64.6
Avg. Dist. to Rail [m]	7.7	4.1	3.6	2.5	7.6	12.8
Avg. Stride Freq. [Hz]	2.4	2.4	2.4	2.5	2.5	2.4
Avg. Stride Length [m]	4.4	7.6	7.9	7.8	7.5	7.1



[] Ranking at each section and finish
 -:-:- No data available at this section
 NA No data available

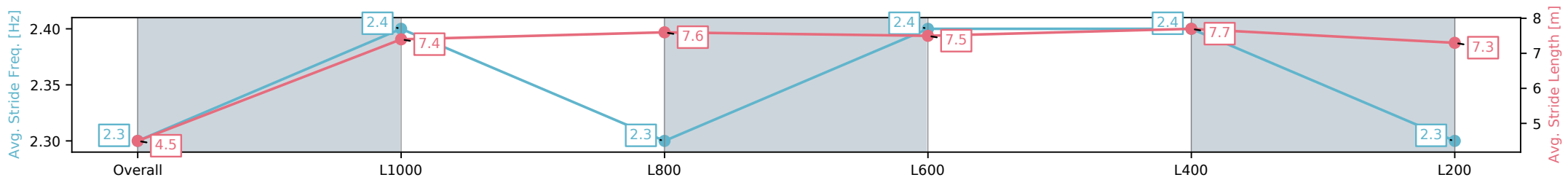
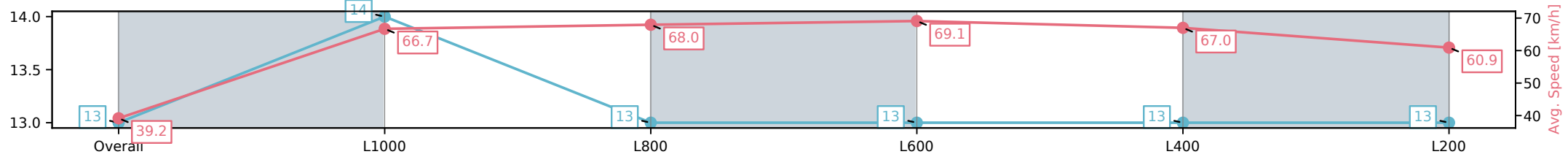
Horse/Jockey Name	WIGGUM/Declan Bates
Finish Rank	13
Fastest Section Time (Section)	0:10.45 (L600)
Top Speed [km/h] (Section)	69.7 (L800)
Race State	Finished



Morphettville SA - Professional
 Race 8: Thomas Farms Manihi Classic - 1100m
 10 March 2025 - 4:57PM
 Track Rating: Good 4, Weather: Fine, Rail Position: True



Section	Overall	L1000	L800	L600	L400	L200
Section Times	1:03.69[13] (0:09.22)	0:54.47[14] (0:10.77)	0:43.70[13] (0:10.65)	0:33.05[13] (0:10.45)	0:22.60[13] (0:10.78)	0:11.82[13] (0:11.82)
Average Speed [km/h]	39.2	66.7	68.0	69.1	67.0	60.9
Top Speed [km/h]	65.4	68.6	68.8	69.7	68.3	66.0
Avg. Dist. to Rail [m]	4.0	1.7	1.2	0.7	2.4	3.6
Avg. Stride Freq. [Hz]	2.3	2.4	2.3	2.4	2.4	2.3
Avg. Stride Length [m]	4.5	7.4	7.6	7.5	7.7	7.3



Report Created: Mon 10 March 2025 17:53:03 GMT+11 (Note: Timing is based on positional data)

- [] Ranking at each section and finish
- :-:- No data available at this section
- NA No data available



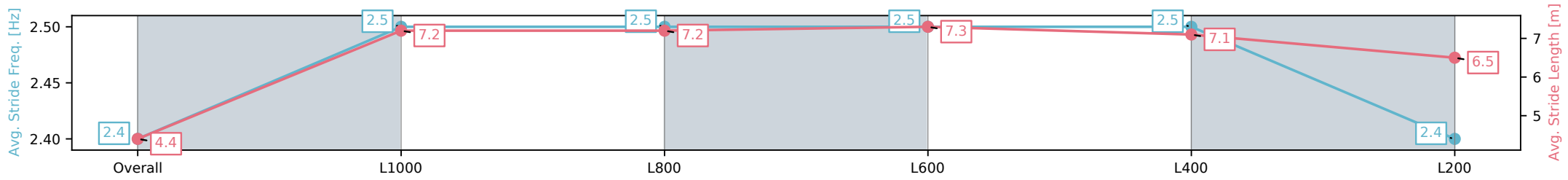
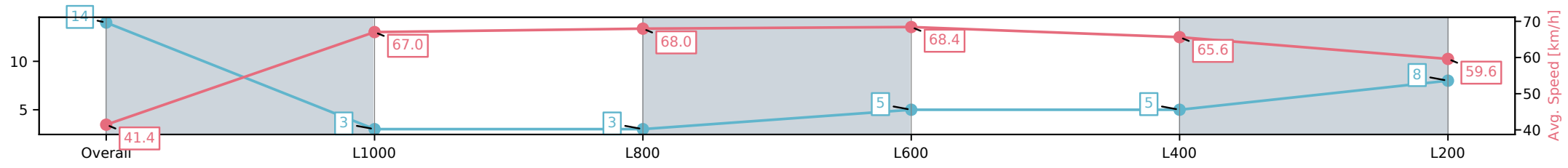
Horse/Jockey Name	MAGIC MAX/Alana Livesey
Finish Rank	14
Fastest Section Time (Section)	0:10.60 (L600)
Top Speed [km/h] (Section)	68.9 (L800)
Race State	Finished



Morphettville SA - Professional
 Race 8: Thomas Farms Manihi Classic - 1100m
 10 March 2025 - 4:57PM
 Track Rating: Good 4, Weather: Fine, Rail Position: True



Section	Overall	L1000	L800	L600	L400	L200
Section Times	1:03.81[14] (0:08.69)	0:55.12[3] (0:10.75)	0:44.37[3] (0:10.67)	0:33.70[5] (0:10.60)	0:23.10[5] (0:11.01)	0:12.09[8] (0:12.09)
Average Speed [km/h]	41.4	67.0	68.0	68.4	65.6	59.6
Top Speed [km/h]	61.9	67.9	68.9	68.9	67.6	63.0
Avg. Dist. to Rail [m]	2.7	2.2	1.9	1.6	4.6	7.6
Avg. Stride Freq. [Hz]	2.4	2.5	2.5	2.5	2.5	2.4
Avg. Stride Length [m]	4.4	7.2	7.2	7.3	7.1	6.5



[] Ranking at each section and finish
 -:-:- No data available at this section
 NA No data available