



RACINGSA

Morphettville SA

Race 7: Sportsbet Adelaide Cup - 3200m

10 March 2025 - 4:22PM



Morphettville

Track Rating: Good 4, Weather: Fine, Rail Position: True

Section	Overall	L3000	L2800	L2600	L2400	L2200
Field Times	3:22.76 (0:14.99)	3:07.77 (0:12.07)	2:55.70 (0:12.78)	2:42.92 (0:13.13)	2:29.79 (0:13.15)	2:16.65 (0:12.75)

Position	#	Horse/Jockey	Barrier	Top Speed [km/h]	Fastest Section	First 400m	Overall	L3000	L2800	L2600	L2400	L2200	Distance Travelled From Winner [m]
1	7	SILENT SURRENTE Rochelle Milnes	11	65.1 1000-800	0:11.32 800-600	0:27.60	3:22.76 (0:15.39)	3:07.37 [5] (0:12.21)	2:55.16 [5] (0:12.66)	2:42.50 [5] (0:12.92)	2:29.58 [3] (0:13.07)	2:16.51 [2] (0:12.63)	
2	8	NEWFOUNDLAND Jamie Melham	7	65.2 1000-800	0:11.31 800-600	0:27.06	3:22.94 (0:14.99)	3:07.95 [1] (0:12.07)	2:55.88 [1] (0:12.77)	2:43.11 [1] (0:13.13)	2:29.98 [1] (0:13.15)	2:16.83 [1] (0:12.74)	-4
3	1	GRAND PIERRO Zac Spain	4	64.9 1000-800	0:11.18 800-600	0:27.61	3:23.09 (0:15.50)	3:07.59 [6] (0:12.11)	2:55.48 [6] (0:12.74)	2:42.74 [6] (0:13.16)	2:29.58 [6] (0:13.30)	2:16.28 [6] (0:12.86)	-14
4	10	GOLDENSTATEWARRIOR Michael Dee	8	66.2 1000-800	0:11.08 800-600	0:28.43	3:23.29 (0:15.91)	3:07.38 [10] (0:12.52)	2:54.86 [11] (0:12.68)	2:42.18 [11] (0:13.08)	2:29.10 [10] (0:13.34)	2:15.76 [10] (0:12.80)	+1
5	4	TARAMANSOUR Lachlan Neindorf	3	66.3 800-600	0:11.17 800-600	0:28.09	3:23.42 (0:15.65)	3:07.77 [7] (0:12.44)	2:55.33 [9] (0:12.72)	2:42.61 [9] (0:13.13)	2:29.48 [9] (0:13.36)	2:16.12 [9] (0:12.90)	+1
6	12	COMMANDER HARRY Harry Grace	10	64.8 1000-800	0:11.38 800-600	0:27.87	3:23.59 (0:15.68)	3:07.91 [8] (0:12.19)	2:55.72 [7] (0:12.67)	2:43.05 [7] (0:13.12)	2:29.93 [7] (0:13.32)	2:16.61 [7] (0:12.90)	+5
7	14	SENTIMENTAL FLAME Kayla Crowther	6	66.0 1000-800	0:11.04 800-600	0:28.36	3:23.63 (0:15.94)	3:07.69 [12] (0:12.42)	2:55.27 [10] (0:12.66)	2:42.61 [10] (0:13.19)	2:29.42 [11] (0:13.38)	2:16.04 [11] (0:12.88)	-9
8	13	MAKE US PROUD Declan Bates	1	64.2 1000-800	0:11.39 800-600	0:27.31	3:23.83 (0:15.37)	3:08.46 [4] (0:11.94)	2:56.52 [3] (0:12.86)	2:43.66 [3] (0:13.16)	2:30.50 [5] (0:13.28)	2:17.22 [5] (0:12.83)	-18
9	11	HIGHLAND BLAZE Tom Madden	12	66.9 1000-800	0:10.99 800-600	0:28.71	3:23.92 (0:15.91)	3:08.01 [11] (0:12.80)	2:55.21 [12] (0:12.75)	2:42.46 [12] (0:13.05)	2:29.41 [12] (0:13.47)	2:15.94 [12] (0:12.81)	+3
10	3	ALHAMBRA LAD Billy Egan	2	64.9 1200-1000	0:11.39 1000-800	0:28.02	3:24.22 (0:15.68)	3:08.54 [9] (0:12.34)	2:56.20 [8] (0:12.72)	2:43.48 [8] (0:13.14)	2:30.34 [8] (0:13.32)	2:17.02 [8] (0:12.89)	-1

Scratched: Gotta Go Guru (#5), Speycaster (#9)

Report Created: Mon 10 March 2025 17:43:19 GMT+11 (Note: Timing is based on positional data)

- [] Position in running at each section and finish
- #: Saddle cloth number
- No data available at this section
- DNF Did not finish
- NA No data available
- DNT Did not track
- █ Background shading for fastest section



RACINGSA

Morphettville SA

Race 7: Sportsbet Adelaide Cup - 3200m

10 March 2025 - 4:22PM



Morphettville

Track Rating: Good 4, Weather: Fine, Rail Position: True

Section Field Times							Overall	L3000	L2800	L2600	L2400	L2200	
							3:22.76 (0:14.99)	3:07.77 (0:12.07)	2:55.70 (0:12.78)	2:42.92 (0:13.13)	2:29.79 (0:13.15)	2:16.65 (0:12.75)	
Position	#	Horse/Jockey	Barrier	Top Speed [km/h]	Fastest Section	First 400m							Distance Travelled From Winner [m]
11	6	HASTA LA WAR	5	64.7	0:11.47	0:27.42	3:24.56	3:09.21 [3]	2:57.14 [4]	2:44.37 [4]	2:31.23 [4]	2:18.05 [4]	+5
		Teagan Voorham		1000-800	800-600		(0:15.35)	(0:12.07)	(0:12.77)	(0:13.14)	(0:13.18)	(0:12.87)	
12	2	PROMISES KEPT	9	65.6	0:11.31	0:27.21	3:26.12	3:11.04 [2]	2:58.91 [2]	2:46.13 [2]	2:32.96 [2]	2:19.78 [3]	-1
		Blake Shinn		1000-800	800-600		(0:15.08)	(0:12.13)	(0:12.78)	(0:13.17)	(0:13.18)	(0:12.83)	

Scratched: Gotta Go Guru (#5), Speycaster (#9)

- [] Position in running at each section and finish
- #: Saddle cloth number
- :--- No data available at this section
- DNF Did not finish
- NA No data available
- DNT Did not track
- █ Background shading for fastest section



RACINGSA

Morphettville SA

Race 7: Sportsbet Adelaide Cup - 3200m

10 March 2025 - 4:22PM



Morphettville

Track Rating: Good 4, Weather: Fine, Rail Position: True

Section	L2000	L1800	L1600	L1400	L1200	L1000
Field Times	2:03.90 (0:13.18)	1:50.72 (0:13.57)	1:37.14 (0:12.97)	1:24.17 (0:13.04)	1:11.13 (0:12.57)	0:58.56 (0:11.74)

Position	#	Horse/Jockey	Barrier	Top Speed [km/h]	Fastest Section	First 400m	L2000	L1800	L1600	L1400	L1200	L1000		
1	7	SILENT SURRENTE Rochelle Milnes	11	65.1 1000-800	0:11.32 800-600	0:27.60	2:03.88 [2] (0:13.15)	1:50.73 [1] (0:13.57)	1:37.15 [1] (0:12.98)	1:24.17 [1] (0:13.03)	1:11.14 [1] (0:12.57)	0:58.56 [1] (0:11.74)	3:22.76	
2	8	NEWFOUNDLAND Jamie Melham	7	65.2 1000-800	0:11.31 800-600	0:27.06	2:04.09 [1] (0:13.32)	1:50.77 [2] (0:13.61)	1:37.16 [2] (0:13.10)	1:24.06 [2] (0:13.09)	1:10.97 [2] (0:12.55)	0:58.42 [2] (0:11.70)	1.2L	-4
3	1	GRAND PIERRO Zac Spain	4	64.9 1000-800	0:11.18 800-600	0:27.61	2:03.42 [6] (0:13.28)	1:50.13 [6] (0:13.77)	1:36.36 [6] (0:12.98)	1:23.38 [6] (0:12.98)	1:10.40 [6] (0:12.55)	0:57.85 [6] (0:11.48)	2.2L	-14
4	10	GOLDENSTATEWARRIOR Michael Dee	8	66.2 1000-800	0:11.08 800-600	0:28.43	2:02.96 [10] (0:13.07)	1:49.89 [10] (0:14.09)	1:35.80 [11] (0:12.92)	1:22.88 [10] (0:12.91)	1:09.97 [10] (0:12.45)	0:57.52 [10] (0:11.34)	3.56L	+1
5	4	TARAMANSOUR Lachlan Neindorf	3	66.3 800-600	0:11.17 800-600	0:28.09	2:03.22 [9] (0:13.10)	1:50.12 [9] (0:14.11)	1:36.01 [9] (0:12.88)	1:23.13 [9] (0:12.89)	1:10.24 [9] (0:12.49)	0:57.75 [9] (0:11.44)	4.43L	+1
6	12	COMMANDER HARRY Harry Grace	10	64.8 1000-800	0:11.38 800-600	0:27.87	2:03.71 [7] (0:13.21)	1:50.50 [7] (0:13.85)	1:36.65 [7] (0:13.01)	1:23.64 [8] (0:12.91)	1:10.73 [7] (0:12.55)	0:58.18 [7] (0:11.47)	5.56L	+5
7	14	SENTIMENTAL FLAME Kayla Crowther	6	66.0 1000-800	0:11.04 800-600	0:28.36	2:03.16 [11] (0:13.03)	1:50.13 [11] (0:13.95)	1:36.18 [10] (0:13.05)	1:23.13 [11] (0:12.97)	1:10.16 [11] (0:12.44)	0:57.72 [11] (0:11.47)	5.79L	-9
8	13	MAKE US PROUD Declan Bates	1	64.2 1000-800	0:11.39 800-600	0:27.31	2:04.39 [5] (0:13.27)	1:51.12 [4] (0:13.52)	1:37.60 [4] (0:13.00)	1:24.60 [3] (0:12.91)	1:11.69 [3] (0:12.53)	0:59.16 [3] (0:11.60)	7.16L	-18
9	11	HIGHLAND BLAZE Tom Madden	12	66.9 1000-800	0:10.99 800-600	0:28.71	2:03.13 [12] (0:13.10)	1:50.03 [12] (0:13.98)	1:36.05 [12] (0:13.02)	1:23.03 [12] (0:12.91)	1:10.12 [12] (0:12.33)	0:57.79 [12] (0:11.36)	7.75L	+3
10	3	ALHAMBRA LAD Billy Egan	2	64.9 1200-1000	0:11.39 1000-800	0:28.02	2:04.13 [8] (0:13.08)	1:51.05 [8] (0:13.79)	1:37.26 [8] (0:12.94)	1:24.32 [7] (0:12.97)	1:11.35 [8] (0:12.71)	0:58.64 [8] (0:11.39)	9.79L	-1

Scratched: Gotta Go Guru (#5), Speycaster (#9)

Report Created: Mon 10 March 2025 17:43:19 GMT+11 (Note: Timing is based on positional data)

- [] Position in running at each section and finish
- #: Saddle cloth number
- :--:-- No data available at this section
- DNF Did not finish
- NA No data available
- DNT Did not track
- █ Background shading for fastest section



RACINGSA

Morphettville SA

Race 7: Sportsbet Adelaide Cup - 3200m

10 March 2025 - 4:22PM



Morphettville

Track Rating: Good 4, Weather: Fine, Rail Position: True

Section	L2000	L1800	L1600	L1400	L1200	L1000
Field Times	2:03.90 (0:13.18)	1:50.72 (0:13.57)	1:37.14 (0:12.97)	1:24.17 (0:13.04)	1:11.13 (0:12.57)	0:58.56 (0:11.74)

Position	#	Horse/Jockey	Barrier	Top Speed [km/h]	Fastest Section	First 400m	L2000	L1800	L1600	L1400	L1200	L1000		
11	6	HASTA LA WAR	5	64.7	0:11.47	0:27.42	2:05.18 [4]	1:51.85 [5]	1:38.06 [5]	1:25.11 [5]	1:12.13 [5]	0:59.50 [5]	11.99L	+5
		Teagan Voorham		1000-800	800-600		(0:13.33)	(0:13.79)	(0:12.95)	(0:12.98)	(0:12.63)	(0:11.50)		
12	2	PROMISES KEPT	9	65.6	0:11.31	0:27.21	2:06.95 [3]	1:53.65 [3]	1:39.95 [3]	1:26.85 [4]	1:13.84 [4]	1:01.25 [4]	22.4L	-1
		Blake Shinn		1000-800	800-600		(0:13.30)	(0:13.70)	(0:13.10)	(0:13.01)	(0:12.59)	(0:11.63)		

Scratched: Gotta Go Guru (#5), Speycaster (#9)

- [] Position in running at each section and finish
- #: Saddle cloth number
- :--:-- No data available at this section
- DNF Did not finish
- NA No data available
- DNT Did not track
- █ Background shading for fastest section



RACINGSA

Morphettville SA
Race 7: Sportsbet Adelaide Cup - 3200m
10 March 2025 - 4:22PM

Track Rating: Good 4, Weather: Fine, Rail Position: True



Morphettville

Section Field Times table with columns for L800, L600, L400, L200 and their respective times.

Main race results table with columns: Position, #, Horse/Jockey, Barrier, Top Speed [km/h], Fastest Section, First 400m, L800, L600, L400, L200, and various performance metrics.

Scratched: Gotta Go Guru (#5), Speycaster (#9)

- Legend for symbols: [] Position in running at each section and finish, # Saddle cloth number, --- No data available at this section, DNF Did not finish, NA No data available, DNT Did not track, Background shading for fastest section



RACINGSA

Morphettville SA

Race 7: Sportsbet Adelaide Cup - 3200m

10 March 2025 - 4:22PM



Morphettville

Track Rating: Good 4, Weather: Fine, Rail Position: True

Section	L800	L600	L400	L200
Field Times	0:46.81 (0:11.32)	0:35.50 (0:11.61)	0:23.89 (0:11.84)	0:12.05 (0:12.05)

Position	#	Horse/Jockey	Barrier	Top Speed [km/h]	Fastest Section	First 400m	L800	L600	L400	L200				
11	6	HASTA LA WAR	5	64.7	0:11.47	0:27.42	0:48.00 [5]	0:36.53 [6]	0:24.80 [9]	0:12.77 [11]	11.99L			+5
		Teagan Voorham		1000-800	800-600		(0:11.47)	(0:11.73)	(0:12.03)	(0:12.77)				
12	2	PROMISES KEPT	9	65.6	0:11.31	0:27.21	0:49.62 [4]	0:38.31 [4]	0:26.64 [5]	0:14.28 [12]	22.4L			-1
		Blake Shinn		1000-800	800-600		(0:11.31)	(0:11.67)	(0:12.36)	(0:14.28)				

Scratched: Gotta Go Guru (#5), Speycaster (#9)

- [] Position in running at each section and finish
- #: Saddle cloth number
- :--:-- No data available at this section
- DNF Did not finish
- NA No data available
- DNT Did not track
- █ Background shading for fastest section

Horse/Jockey Name	SILENT SURRENTE/Rochelle Milnes
Finish Rank	1
Fastest Section Time (Section)	0:11.32 (L800)
Top Speed [km/h] (Section)	65.1 (L1000)
Race State	Finished



Morphettville SA - Professional

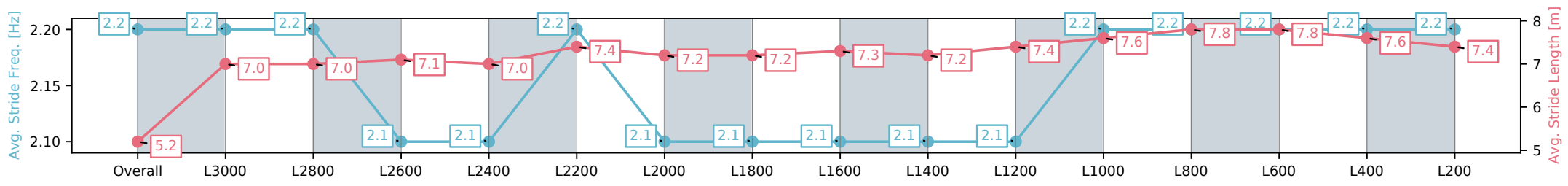
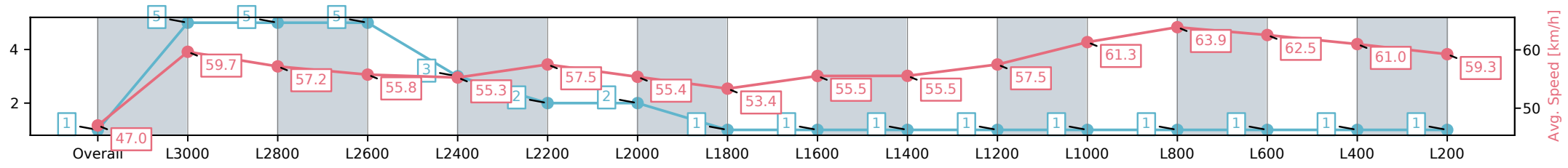
Race 7: Sportsbet Adelaide Cup - 3200m

10 March 2025 - 4:22PM

Track Rating: Good 4, Weather: Fine, Rail Position: True



Section	Overall	L2400	L2200	L2000	L1800	L1600	L1400	L1200	L1000	L800	L600	L400	L200
Section Times	3:22.76[1] (0:53.19)	2:29.58[3] (0:13.07)	2:16.51[2] (0:12.63)	2:03.88[2] (0:13.15)	1:50.73[1] (0:13.57)	1:37.15[1] (0:12.98)	1:24.17[1] (0:13.03)	1:11.14[1] (0:12.57)	0:58.56[1] (0:11.74)	0:46.82[1] (0:11.32)	0:35.50[1] (0:11.61)	0:23.89[1] (0:11.84)	0:12.05[1] (0:12.05)
Average Speed [km/h]	54.9	55.3	57.5	55.4	53.4	55.5	55.5	57.5	61.3	63.9	62.5	61.0	59.3
Top Speed [km/h]	60.1	56.2	58.3	56.8	55.1	56.0	56.3	59.6	62.7	65.1	64.0	61.5	60.8
Avg. Dist. to Rail [m]	3.4	1.8	2.6	3.0	1.7	1.6	1.5	1.1	1.9	1.2	1.6	3.1	3.1
Avg. Stride Freq. [Hz]	2.2	2.1	2.2	2.1	2.1	2.1	2.1	2.1	2.2	2.2	2.2	2.2	2.2
Avg. Stride Length [m]	6.6	7.0	7.4	7.2	7.2	7.3	7.2	7.4	7.6	7.8	7.8	7.6	7.4



- [] Ranking at each section and finish
- :-:- No data available at this section
- NA No data available

Horse/Jockey Name	NEWFOUNDLAND/Jamie Melham
Finish Rank	2
Fastest Section Time (Section)	0:11.31 (L800)
Top Speed [km/h] (Section)	65.2 (L1000)
Race State	Finished



Morphettville SA - Professional

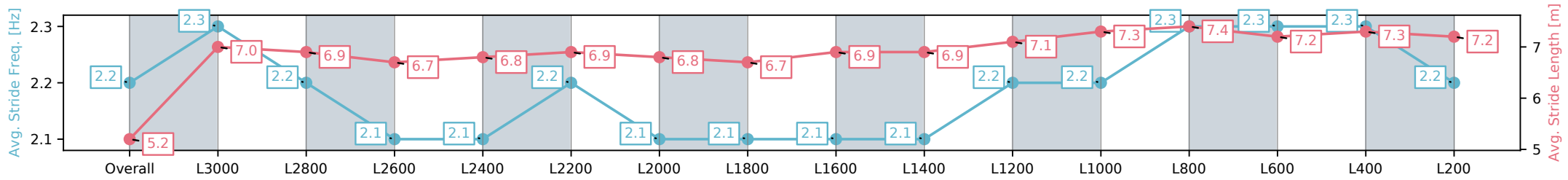
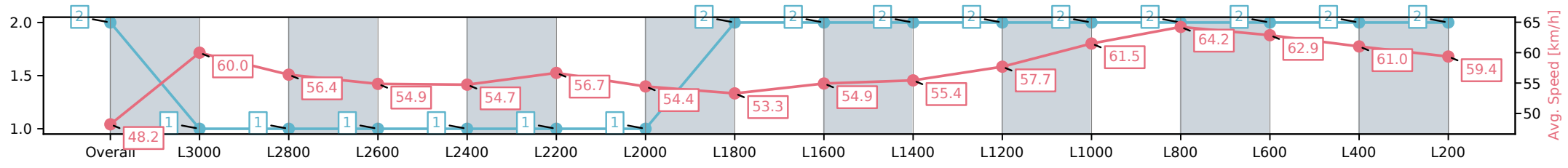
Race 7: Sportsbet Adelaide Cup - 3200m

10 March 2025 - 4:22PM

Track Rating: Good 4, Weather: Fine, Rail Position: True



Section	Overall	L2400	L2200	L2000	L1800	L1600	L1400	L1200	L1000	L800	L600	L400	L200
Section Times	3:22.94[2] (0:52.94)	2:29.98[1] (0:13.15)	2:16.83[1] (0:12.74)	2:04.09[1] (0:13.32)	1:50.77[2] (0:13.61)	1:37.16[2] (0:13.10)	1:24.06[2] (0:13.09)	1:10.97[2] (0:12.55)	0:58.42[2] (0:11.70)	0:46.72[2] (0:11.31)	0:35.41[2] (0:11.56)	0:23.85[2] (0:11.81)	0:12.04[2] (0:12.04)
Average Speed [km/h]	54.9	54.7	56.7	54.4	53.3	54.9	55.4	57.7	61.5	64.2	62.9	61.0	59.4
Top Speed [km/h]	60.9	56.0	57.9	57.0	54.7	55.4	56.4	59.0	63.4	65.2	64.4	61.7	60.6
Avg. Dist. to Rail [m]	1.9	0.1	0.9	1.7	2.2	2.2	1.9	1.7	2.4	2.2	1.9	2.7	3.3
Avg. Stride Freq. [Hz]	2.2	2.1	2.2	2.1	2.1	2.1	2.1	2.2	2.2	2.3	2.3	2.3	2.2
Avg. Stride Length [m]	6.5	6.8	6.9	6.8	6.7	6.9	6.9	7.1	7.3	7.4	7.2	7.3	7.2



[] Ranking at each section and finish
 -:-:- No data available at this section
 NA No data available

Horse/Jockey Name	GRAND PIERRO/Zac Spain
Finish Rank	3
Fastest Section Time (Section)	0:11.18 (L800)
Top Speed [km/h] (Section)	64.9 (L1000)
Race State	Finished



Morphettville SA - Professional

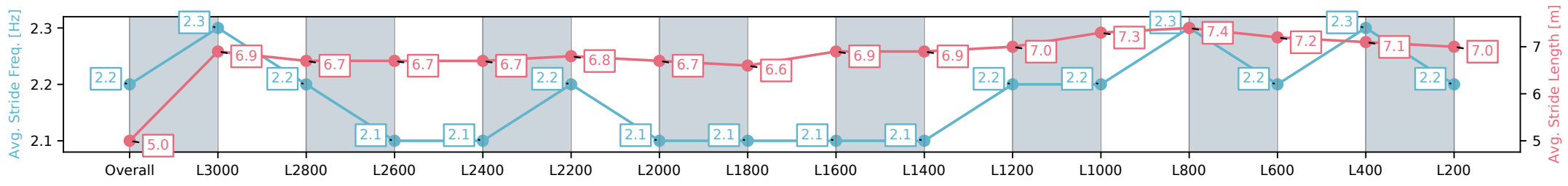
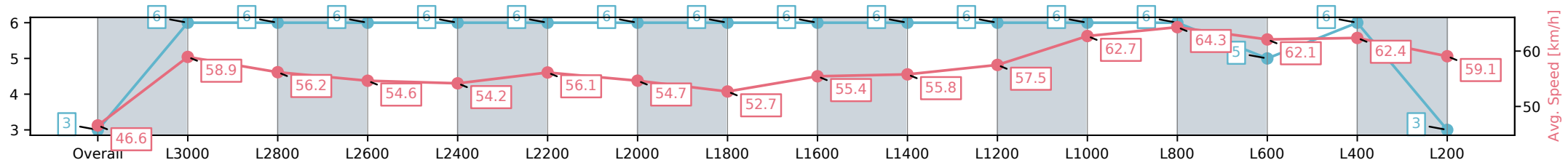
Race 7: Sportsbet Adelaide Cup - 3200m

10 March 2025 - 4:22PM

Track Rating: Good 4, Weather: Fine, Rail Position: True



Section	Overall	L2400	L2200	L2000	L1800	L1600	L1400	L1200	L1000	L800	L600	L400	L200
Section Times	3:23.09[3] (0:53.44)	2:29.58[6] (0:13.30)	2:16.28[6] (0:12.86)	2:03.42[6] (0:13.28)	1:50.13[6] (0:13.77)	1:36.36[6] (0:12.98)	1:23.38[6] (0:12.98)	1:10.40[6] (0:12.55)	0:57.85[6] (0:11.48)	0:46.37[6] (0:11.18)	0:35.19[5] (0:11.57)	0:23.61[6] (0:11.54)	0:12.07[3] (0:12.07)
Average Speed [km/h]	54.1	54.2	56.1	54.7	52.7	55.4	55.8	57.5	62.7	64.3	62.1	62.4	59.1
Top Speed [km/h]	59.8	56.3	56.7	56.3	54.3	56.6	56.8	60.8	64.3	64.9	64.6	63.0	61.9
Avg. Dist. to Rail [m]	1.9	0.7	1.1	1.9	2.2	2.2	1.8	0.6	0.9	0.4	0.4	0.3	0.4
Avg. Stride Freq. [Hz]	2.2	2.1	2.2	2.1	2.1	2.1	2.1	2.2	2.2	2.3	2.2	2.3	2.2
Avg. Stride Length [m]	6.3	6.7	6.8	6.7	6.6	6.9	6.9	7.0	7.3	7.4	7.2	7.1	7.0



- [] Ranking at each section and finish
- :-:- No data available at this section
- NA No data available

Horse/Jockey Name	GOLDENSTATEWARRIOR/Michael Dee
Finish Rank	4
Fastest Section Time (Section)	0:11.08 (L800)
Top Speed [km/h] (Section)	66.2 (L1000)
Race State	Finished



Morphettville SA - Professional

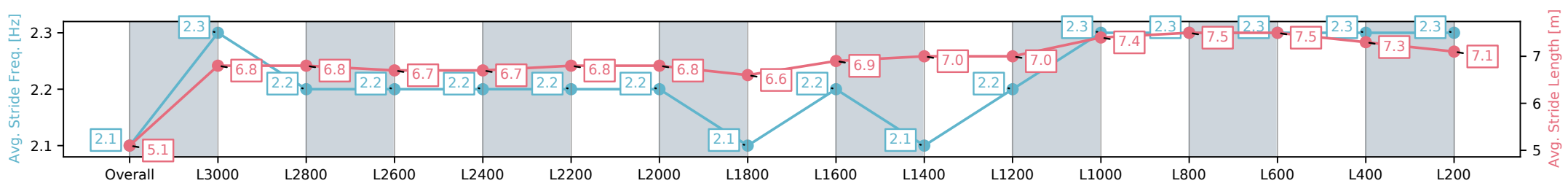
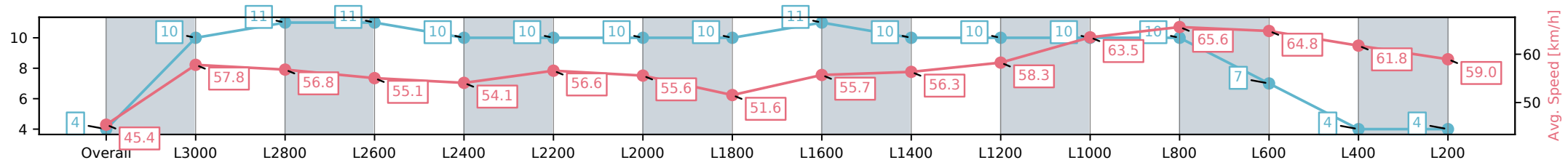
Race 7: Sportsbet Adelaide Cup - 3200m

10 March 2025 - 4:22PM

Track Rating: Good 4, Weather: Fine, Rail Position: True



Section	Overall	L2400	L2200	L2000	L1800	L1600	L1400	L1200	L1000	L800	L600	L400	L200
Section Times	3:23.29[4] (0:54.27)	2:29.10[10] (0:13.34)	2:15.76[10] (0:12.80)	2:02.96[10] (0:13.07)	1:49.89[10] (0:14.09)	1:35.80[11] (0:12.92)	1:22.88[10] (0:12.91)	1:09.97[10] (0:12.45)	0:57.52[10] (0:11.34)	0:46.18[10] (0:11.08)	0:35.10[7] (0:11.26)	0:23.84[4] (0:11.70)	0:12.14[4] (0:12.14)
Average Speed [km/h]	53.8	54.1	56.6	55.6	51.6	55.7	56.3	58.3	63.5	65.6	64.8	61.8	59.0
Top Speed [km/h]	58.4	55.3	57.6	56.2	53.7	56.3	58.7	59.7	65.7	66.2	66.1	63.2	60.9
Avg. Dist. to Rail [m]	1.9	0.9	1.8	2.4	2.2	2.5	2.7	2.1	2.9	2.5	2.6	3.4	4.1
Avg. Stride Freq. [Hz]	2.2	2.2	2.2	2.2	2.1	2.2	2.1	2.2	2.3	2.3	2.3	2.3	2.3
Avg. Stride Length [m]	6.3	6.7	6.8	6.8	6.6	6.9	7.0	7.0	7.4	7.5	7.5	7.3	7.1



- [] Ranking at each section and finish
- :-:- No data available at this section
- NA No data available

Horse/Jockey Name	TARAMANSOUR/Lachlan Neindorf
Finish Rank	5
Fastest Section Time (Section)	0:11.17 (L800)
Top Speed [km/h] (Section)	66.3 (L800)
Race State	Finished



Morphettville SA - Professional

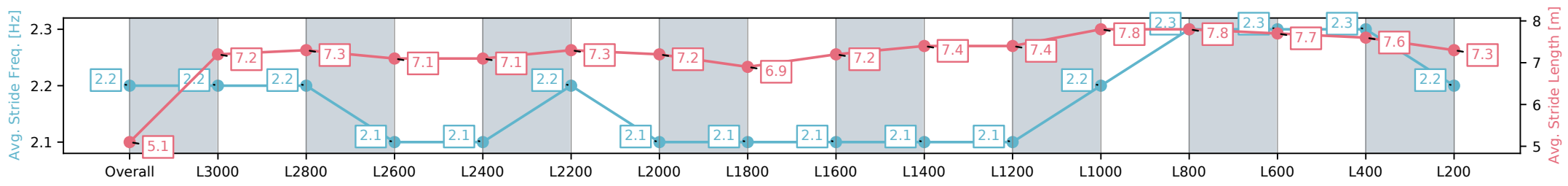
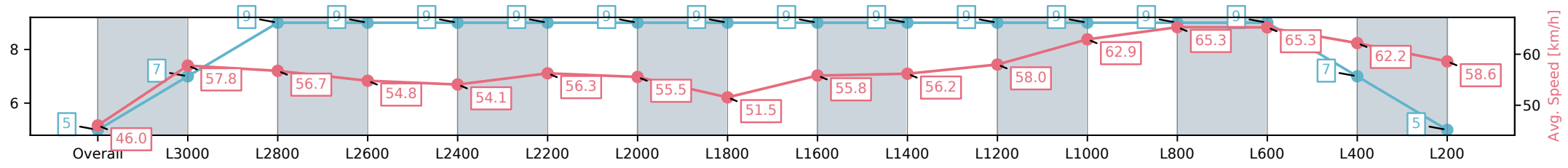
Race 7: Sportsbet Adelaide Cup - 3200m

10 March 2025 - 4:22PM



Track Rating: Good 4, Weather: Fine, Rail Position: True

Section	Overall	L2400	L2200	L2000	L1800	L1600	L1400	L1200	L1000	L800	L600	L400	L200
Section Times	3:23.42[5] (0:53.89)	2:29.48[9] (0:13.36)	2:16.12[9] (0:12.90)	2:03.22[9] (0:13.10)	1:50.12[9] (0:14.11)	1:36.01[9] (0:12.88)	1:23.13[9] (0:12.89)	1:10.24[9] (0:12.49)	0:57.75[9] (0:11.44)	0:46.31[9] (0:11.17)	0:35.14[9] (0:11.27)	0:23.87[7] (0:11.66)	0:12.21[5] (0:12.21)
Average Speed [km/h]	53.8	54.1	56.3	55.5	51.5	55.8	56.2	58.0	62.9	65.3	65.3	62.2	58.6
Top Speed [km/h]	58.6	56.7	56.9	56.5	54.0	56.6	58.5	60.2	64.7	66.0	66.3	63.6	60.9
Avg. Dist. to Rail [m]	1.0	1.6	2.6	2.5	2.5	2.4	1.7	1.4	2.8	3.3	4.1	5.9	6.8
Avg. Stride Freq. [Hz]	2.2	2.1	2.2	2.1	2.1	2.1	2.1	2.1	2.2	2.3	2.3	2.3	2.2
Avg. Stride Length [m]	6.7	7.1	7.3	7.2	6.9	7.2	7.4	7.4	7.8	7.8	7.7	7.6	7.3



[] Ranking at each section and finish
 -:-:- No data available at this section
 NA No data available

Horse/Jockey Name	COMMANDER HARRY/Harry Grace
Finish Rank	6
Fastest Section Time (Section)	0:11.38 (L800)
Top Speed [km/h] (Section)	64.8 (L1000)
Race State	Finished



Morphettville SA - Professional

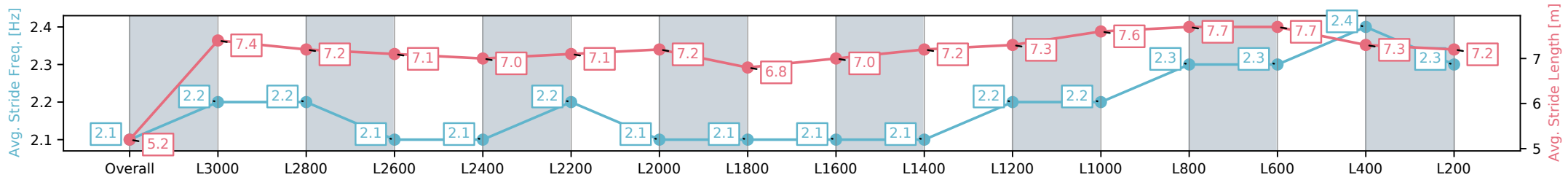
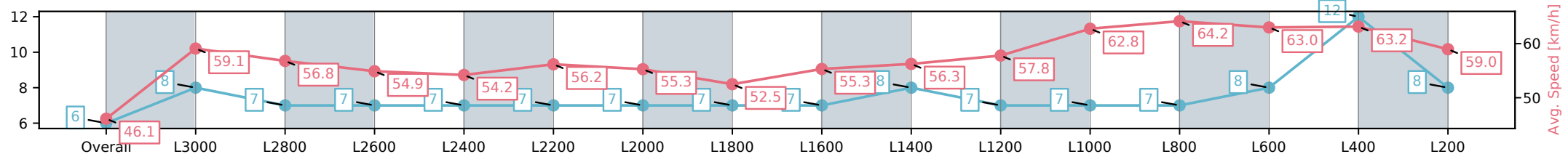
Race 7: Sportsbet Adelaide Cup - 3200m

10 March 2025 - 4:22PM

Track Rating: Good 4, Weather: Fine, Rail Position: True



Section	Overall	L2400	L2200	L2000	L1800	L1600	L1400	L1200	L1000	L800	L600	L400	L200
Section Times	3:23.59[6] (0:53.60)	2:29.93[7] (0:13.32)	2:16.61[7] (0:12.90)	2:03.71[7] (0:13.21)	1:50.50[7] (0:13.85)	1:36.65[7] (0:13.01)	1:23.64[8] (0:12.91)	1:10.73[7] (0:12.55)	0:58.18[7] (0:11.47)	0:46.71[7] (0:11.38)	0:35.33[8] (0:11.72)	0:23.61[12] (0:11.50)	0:12.11[8] (0:12.11)
Average Speed [km/h]	54.2	54.2	56.2	55.3	52.5	55.3	56.3	57.8	62.8	64.2	63.0	63.2	59.0
Top Speed [km/h]	60.9	56.2	56.5	56.7	54.1	56.2	58.4	60.3	64.3	64.8	64.3	64.1	61.8
Avg. Dist. to Rail [m]	2.2	1.3	2.6	3.0	3.0	2.8	2.0	2.3	3.8	3.6	4.6	7.3	8.2
Avg. Stride Freq. [Hz]	2.2	2.1	2.2	2.1	2.1	2.1	2.1	2.2	2.2	2.3	2.3	2.4	2.3
Avg. Stride Length [m]	6.7	7.0	7.1	7.2	6.8	7.0	7.2	7.3	7.6	7.7	7.7	7.3	7.2



[] Ranking at each section and finish
 -:-:- No data available at this section
 NA No data available

Horse/Jockey Name	SENTIMENTAL FLAME/Kayla Crowther
Finish Rank	7
Fastest Section Time (Section)	0:11.04 (L800)
Top Speed [km/h] (Section)	66.0 (L1000)
Race State	Finished



Morphettville SA - Professional

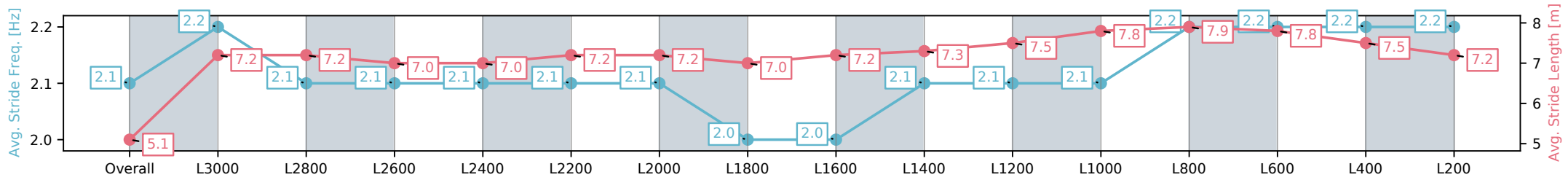
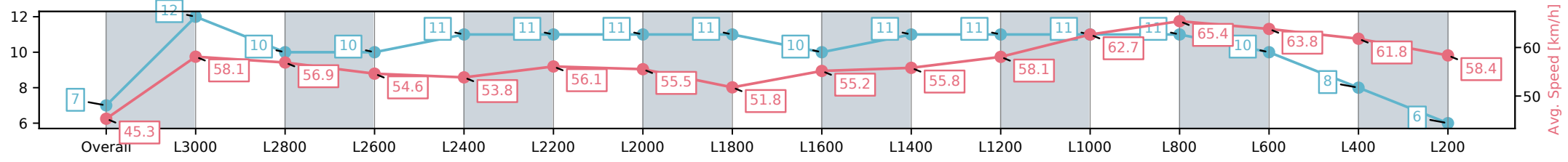
Race 7: Sportsbet Adelaide Cup - 3200m

10 March 2025 - 4:22PM

Track Rating: Good 4, Weather: Fine, Rail Position: True



Section	Overall	L2400	L2200	L2000	L1800	L1600	L1400	L1200	L1000	L800	L600	L400	L200
Section Times	3:23.63[7] (0:54.15)	2:29.42[11] (0:13.38)	2:16.04[11] (0:12.88)	2:03.16[11] (0:13.03)	1:50.13[11] (0:13.95)	1:36.18[10] (0:13.05)	1:23.13[11] (0:12.97)	1:10.16[11] (0:12.44)	0:57.72[11] (0:11.47)	0:46.25[11] (0:11.04)	0:35.21[10] (0:11.30)	0:23.91[8] (0:11.67)	0:12.24[6] (0:12.24)
Average Speed [km/h]	53.7	53.8	56.1	55.5	51.8	55.2	55.8	58.1	62.7	65.4	63.8	61.8	58.4
Top Speed [km/h]	59.0	55.2	57.2	56.3	53.9	55.9	58.0	59.3	64.9	66.0	64.7	62.2	60.3
Avg. Dist. to Rail [m]	1.5	0.2	1.0	1.3	1.2	1.1	1.1	0.9	1.4	0.9	0.4	1.4	2.4
Avg. Stride Freq. [Hz]	2.1	2.1	2.1	2.1	2.0	2.0	2.1	2.1	2.1	2.2	2.2	2.2	2.2
Avg. Stride Length [m]	6.6	7.0	7.2	7.2	7.0	7.2	7.3	7.5	7.8	7.9	7.8	7.5	7.2



[] Ranking at each section and finish
 -:-:- No data available at this section
 NA No data available

Horse/Jockey Name	MAKE US PROUD/Declan Bates
Finish Rank	8
Fastest Section Time (Section)	0:11.39 (L800)
Top Speed [km/h] (Section)	64.2 (L1000)
Race State	Finished



Morphettville SA - Professional

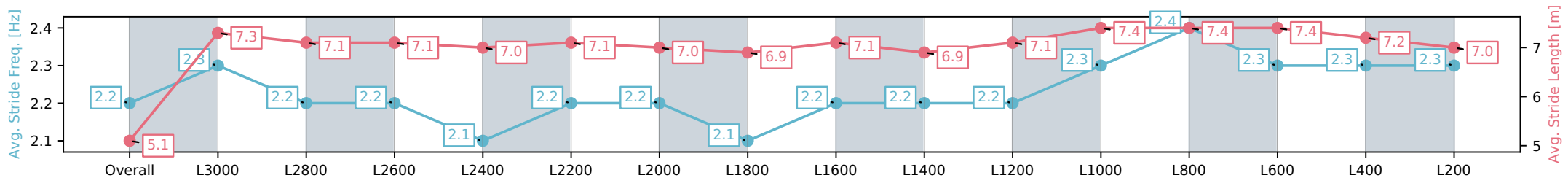
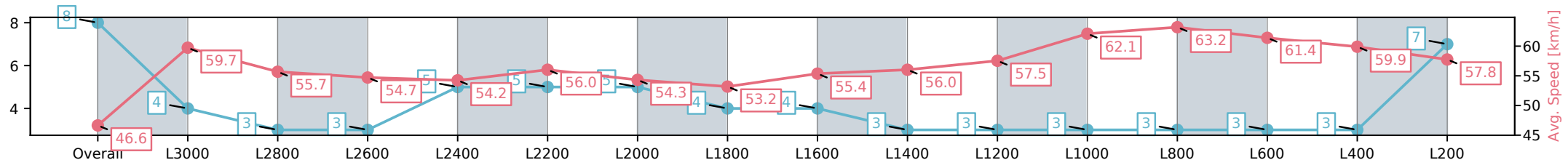
Race 7: Sportsbet Adelaide Cup - 3200m

10 March 2025 - 4:22PM

Track Rating: Good 4, Weather: Fine, Rail Position: True



Section	Overall	L2400	L2200	L2000	L1800	L1600	L1400	L1200	L1000	L800	L600	L400	L200
Section Times	3:23.83[8] (0:53.26)	2:30.50[5] (0:13.28)	2:17.22[5] (0:12.83)	2:04.39[5] (0:13.27)	1:51.12[4] (0:13.52)	1:37.60[4] (0:13.00)	1:24.60[3] (0:12.91)	1:11.69[3] (0:12.53)	0:59.16[3] (0:11.60)	0:47.56[3] (0:11.39)	0:36.17[3] (0:11.74)	0:24.43[3] (0:12.07)	0:12.36[7] (0:12.36)
Average Speed [km/h]	54.2	54.2	56.0	54.3	53.2	55.4	56.0	57.5	62.1	63.2	61.4	59.9	57.8
Top Speed [km/h]	61.4	56.5	56.7	56.1	54.9	55.9	58.1	59.2	64.0	64.2	63.3	60.7	59.4
Avg. Dist. to Rail [m]	1.3	0.1	0.2	0.3	0.6	0.2	0.8	0.8	1.4	0.4	0.6	3.5	6.5
Avg. Stride Freq. [Hz]	2.2	2.1	2.2	2.2	2.1	2.2	2.2	2.2	2.3	2.4	2.3	2.3	2.3
Avg. Stride Length [m]	6.7	7.0	7.1	7.0	6.9	7.1	6.9	7.1	7.4	7.4	7.4	7.2	7.0



[] Ranking at each section and finish
 -:-:- No data available at this section
 NA No data available

Horse/Jockey Name	HIGHLAND BLAZE/Tom Madden
Finish Rank	9
Fastest Section Time (Section)	0:10.99 (L800)
Top Speed [km/h] (Section)	66.9 (L1000)
Race State	Finished



Morphettville SA - Professional

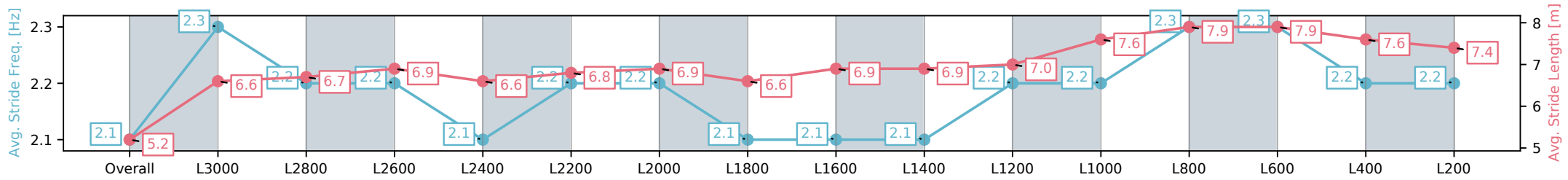
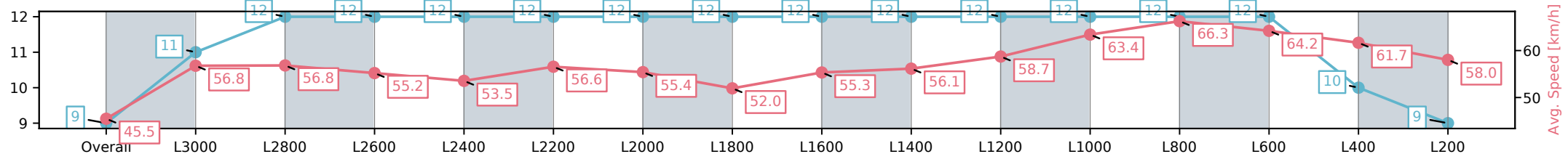
Race 7: Sportsbet Adelaide Cup - 3200m

10 March 2025 - 4:22PM

Track Rating: Good 4, Weather: Fine, Rail Position: True



Section	Overall	L2400	L2200	L2000	L1800	L1600	L1400	L1200	L1000	L800	L600	L400	L200
Section Times	3:23.92[9] (0:54.48)	2:29.41[12] (0:13.47)	2:15.94[12] (0:12.81)	2:03.13[12] (0:13.10)	1:50.03[12] (0:13.98)	1:36.05[12] (0:13.02)	1:23.03[12] (0:12.91)	1:10.12[12] (0:12.33)	0:57.79[12] (0:11.36)	0:46.43[12] (0:10.99)	0:35.44[12] (0:11.37)	0:24.07[10] (0:11.77)	0:12.30[9] (0:12.30)
Average Speed [km/h]	53.6	53.5	56.6	55.4	52.0	55.3	56.1	58.7	63.4	66.3	64.2	61.7	58.0
Top Speed [km/h]	58.7	54.5	57.6	56.0	55.2	56.6	58.4	60.9	65.4	66.9	65.6	62.1	60.8
Avg. Dist. to Rail [m]	3.2	1.2	1.9	2.1	2.2	2.1	1.9	1.6	2.6	2.9	2.9	6.2	8.0
Avg. Stride Freq. [Hz]	2.2	2.1	2.2	2.2	2.1	2.1	2.1	2.2	2.2	2.3	2.3	2.2	2.2
Avg. Stride Length [m]	6.3	6.6	6.8	6.9	6.6	6.9	6.9	7.0	7.6	7.9	7.9	7.6	7.4



[] Ranking at each section and finish
 -:-:- No data available at this section
 NA No data available

Horse/Jockey Name	ALHAMBRA LAD/Billy Egan
Finish Rank	10
Fastest Section Time (Section)	0:11.39 (L1000)
Top Speed [km/h] (Section)	64.9 (L1200)
Race State	Finished



Morphettville SA - Professional

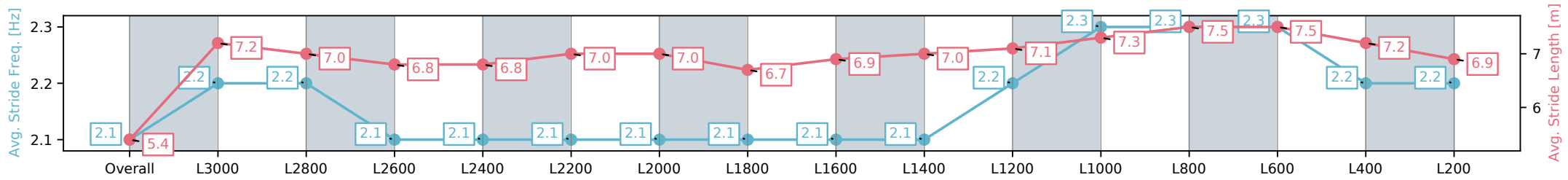
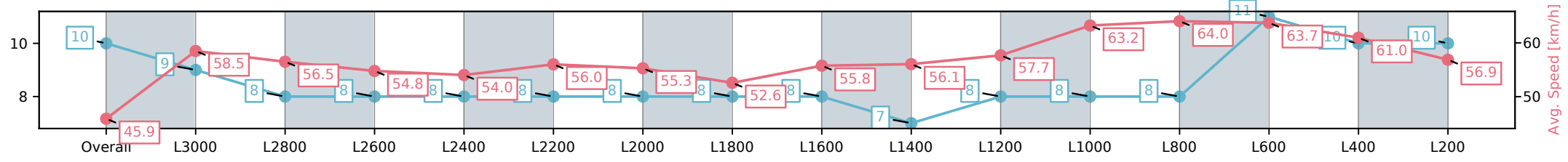
Race 7: Sportsbet Adelaide Cup - 3200m

10 March 2025 - 4:22PM

Track Rating: Good 4, Weather: Fine, Rail Position: True



Section	Overall	L2400	L2200	L2000	L1800	L1600	L1400	L1200	L1000	L800	L600	L400	L200
Section Times	3:24.22[10] (0:53.86)	2:30.34[8] (0:13.32)	2:17.02[8] (0:12.89)	2:04.13[8] (0:13.08)	1:51.05[8] (0:13.79)	1:37.26[8] (0:12.94)	1:24.32[7] (0:12.97)	1:11.35[8] (0:12.71)	0:58.64[8] (0:11.39)	0:47.25[8] (0:11.49)	0:35.76[11] (0:11.39)	0:24.37[10] (0:11.81)	0:12.56[10] (0:12.56)
Average Speed [km/h]	53.9	54.0	56.0	55.3	52.6	55.8	56.1	57.7	63.2	64.0	63.7	61.0	56.9
Top Speed [km/h]	59.2	55.0	56.9	56.3	54.0	56.8	57.6	59.6	64.9	64.8	64.6	62.3	60.4
Avg. Dist. to Rail [m]	0.7	0.2	0.7	0.9	2.1	2.4	3.1	4.9	6.1	5.8	1.4	1.6	4.6
Avg. Stride Freq. [Hz]	2.2	2.1	2.1	2.1	2.1	2.1	2.1	2.2	2.3	2.3	2.3	2.2	2.2
Avg. Stride Length [m]	6.6	6.8	7.0	7.0	6.7	6.9	7.0	7.1	7.3	7.5	7.5	7.2	6.9



[] Ranking at each section and finish
 -:-:- No data available at this section
 NA No data available

Horse/Jockey Name	HASTA LA WAR/Teagan Voorham
Finish Rank	11
Fastest Section Time (Section)	0:11.47 (L800)
Top Speed [km/h] (Section)	64.7 (L1000)
Race State	Finished



Morphettville SA - Professional

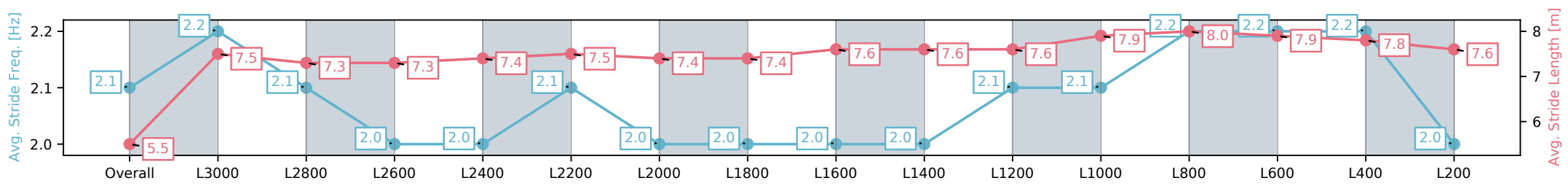
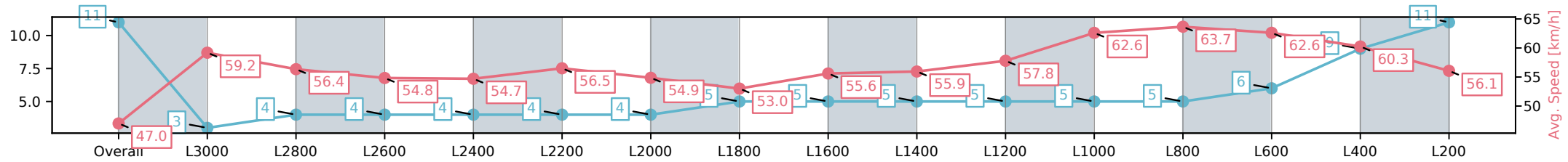
Race 7: Sportsbet Adelaide Cup - 3200m

10 March 2025 - 4:22PM

Track Rating: Good 4, Weather: Fine, Rail Position: True



Section	Overall	L2400	L2200	L2000	L1800	L1600	L1400	L1200	L1000	L800	L600	L400	L200
Section Times	3:24.56[11] (0:53.30)	2:31.23[4] (0:13.18)	2:18.05[4] (0:12.87)	2:05.18[4] (0:13.33)	1:51.85[5] (0:13.79)	1:38.06[5] (0:12.95)	1:25.11[5] (0:12.98)	1:12.13[5] (0:12.63)	0:59.50[5] (0:11.50)	0:48.00[5] (0:11.47)	0:36.53[6] (0:11.73)	0:24.80[9] (0:12.03)	0:12.77[11] (0:12.77)
Average Speed [km/h]	54.3	54.7	56.5	54.9	53.0	55.6	55.9	57.8	62.6	63.7	62.6	60.3	56.1
Top Speed [km/h]	59.9	56.6	57.1	57.1	54.3	56.8	57.8	61.1	64.6	64.7	63.9	61.3	58.9
Avg. Dist. to Rail [m]	1.7	1.4	3.0	3.9	3.8	2.5	2.4	3.3	3.8	3.7	3.9	7.1	10.6
Avg. Stride Freq. [Hz]	2.1	2.0	2.1	2.0	2.0	2.0	2.0	2.1	2.1	2.2	2.2	2.2	2.0
Avg. Stride Length [m]	6.9	7.4	7.5	7.4	7.4	7.6	7.6	7.6	7.9	8.0	7.9	7.8	7.6



[] Ranking at each section and finish
 -:-:- No data available at this section
 NA No data available

Horse/Jockey Name	PROMISES KEPT/Blake Shinn
Finish Rank	12
Fastest Section Time (Section)	0:11.31 (L800)
Top Speed [km/h] (Section)	65.6 (L1000)
Race State	Finished



Morphettville SA - Professional

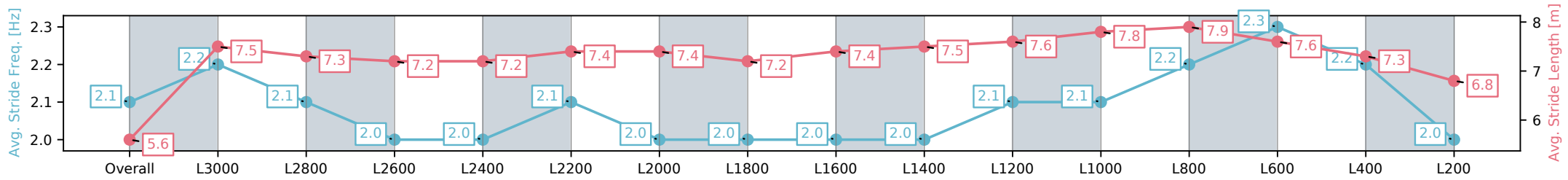
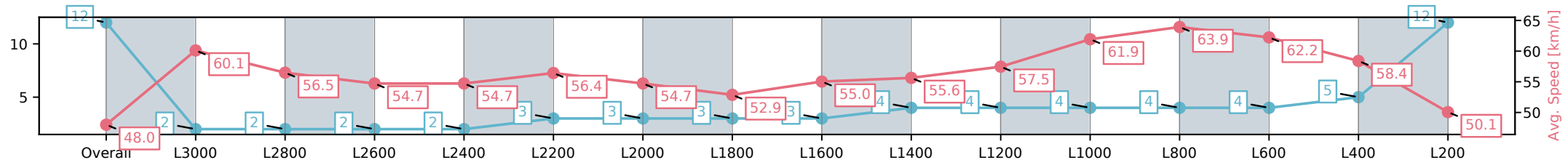
Race 7: Sportsbet Adelaide Cup - 3200m

10 March 2025 - 4:22PM

Track Rating: Good 4, Weather: Fine, Rail Position: True



Section	Overall	L2400	L2200	L2000	L1800	L1600	L1400	L1200	L1000	L800	L600	L400	L200
Section Times	3:26.12[12] (0:53.11)	2:32.96[2] (0:13.18)	2:19.78[3] (0:12.83)	2:06.95[3] (0:13.30)	1:53.65[3] (0:13.70)	1:39.95[3] (0:13.10)	1:26.85[4] (0:13.01)	1:13.84[4] (0:12.59)	1:01.25[4] (0:11.63)	0:49.62[4] (0:11.31)	0:38.31[4] (0:11.67)	0:26.64[5] (0:12.36)	0:14.28[12] (0:14.28)
Average Speed [km/h]	54.8	54.7	56.4	54.7	52.9	55.0	55.6	57.5	61.9	63.9	62.2	58.4	50.1
Top Speed [km/h]	61.1	55.1	57.3	57.3	54.5	55.5	57.0	59.9	63.8	65.6	64.0	61.0	55.7
Avg. Dist. to Rail [m]	2.9	0.9	1.7	2.5	2.1	2.2	1.4	1.4	2.2	1.8	1.4	3.4	5.1
Avg. Stride Freq. [Hz]	2.1	2.0	2.1	2.0	2.0	2.0	2.0	2.1	2.1	2.2	2.3	2.2	2.0
Avg. Stride Length [m]	6.9	7.2	7.4	7.4	7.2	7.4	7.5	7.6	7.8	7.9	7.6	7.3	6.8



[] Ranking at each section and finish
 -:-:- No data available at this section
 NA No data available