



RACINGSA

# Morphettville SA

Race 6: The Fotobase Group Morphettville Guineas - 1600m

10 March 2025 - 3:31PM

Track Rating: Good 4, Weather: Fine, Rail Position: True



Morphettville

Section Field Times							Overall	L1400	L1200	L1000	L800	L600		
							1:34.98 (0:14.00)	1:20.98 (0:11.01)	1:09.96 (0:11.53)	0:58.44 (0:11.43)	0:47.01 (0:11.69)	0:35.32 (0:11.47)		
Position	#	Horse/Jockey	Barrier	Top Speed [km/h]	Fastest Section	First 400m							Distance Travelled From Winner [m]	
1	9	<b>GALA QUEEN</b> Joe Bowditch	5	65.9 600-400	0:11.18 400-200	0:26.20	1:34.98 (0:14.51)	1:20.47 [6] (0:11.69)	1:08.78 [6] (0:11.62)	0:57.16 [6] (0:11.64)	0:45.52 [6] (0:11.45)	0:34.07 [6] (0:11.20)		
2	1	<b>SABAJ</b> Jake Toeroek	6	67.0 600-400	0:11.04 600-400	0:26.53	1:35.12 (0:14.77)	1:20.35 [7] (0:11.76)	1:08.59 [8] (0:11.57)	0:57.01 [8] (0:11.64)	0:45.37 [8] (0:11.44)	0:33.93 [8] (0:11.04)	+3	
3	3	<b>JUSTA STAR</b> Taylor Johnstone	7	67.1 1600-1400	0:11.01 1400-1200	0:25.01	1:35.79 (0:14.00)	1:21.79 [1] (0:11.01)	1:10.78 [1] (0:11.53)	0:59.25 [1] (0:11.43)	0:47.82 [1] (0:11.71)	0:36.11 [2] (0:11.44)	-4	
4	6	<b>DARKNCONFIDENTIAL</b> Manoel Nunes	1	65.2 1600-1400	0:11.19 600-400	0:25.98	1:35.83 (0:14.44)	1:21.39 [5] (0:11.54)	1:09.85 [5] (0:11.57)	0:58.27 [4] (0:11.57)	0:46.69 [4] (0:11.56)	0:35.13 [4] (0:11.19)	-7	
5	12	<b>PELEVECCHIO</b> Lachlan Neindorf	10	66.5 600-400	0:11.22 400-200	0:27.11	1:35.92 (0:15.25)	1:20.67 [11] (0:11.86)	1:08.81 [11] (0:11.55)	0:57.26 [11] (0:11.49)	0:45.77 [11] (0:11.50)	0:34.27 [11] (0:11.24)	+3	
6	2	<b>ENTRUSTING</b> Michael Dee	8	66.0 800-600	0:11.11 600-400	0:26.81	1:35.92 (0:15.02)	1:20.90 [10] (0:11.79)	1:09.11 [9] (0:11.52)	0:57.59 [10] (0:11.56)	0:46.02 [10] (0:11.37)	0:34.65 [9] (0:11.11)	-4	
7	4	<b>MENZAH ONE</b> Jamie Melham	3	65.7 800-600	0:11.17 600-400	0:25.92	1:36.11 (0:14.21)	1:21.90 [3] (0:11.71)	1:10.19 [4] (0:11.68)	0:58.51 [5] (0:11.62)	0:46.89 [5] (0:11.55)	0:35.34 [5] (0:11.17)	+0	
8	5	<b>FLAMING NAVY</b> Ben Price	4	64.6 1600-1400	0:11.37 600-400	0:25.67	1:36.30 (0:14.17)	1:22.13 [2] (0:11.50)	1:10.63 [3] (0:11.69)	0:58.94 [3] (0:11.61)	0:47.33 [3] (0:11.63)	0:35.70 [3] (0:11.37)	-2	
9	13	<b>BALISTIQUE</b> Emily Finnegan	9	66.6 1600-1400	0:11.04 1400-1200	0:25.27	1:36.38 (0:14.23)	1:22.15 [4] (0:11.04)	1:11.11 [2] (0:11.43)	0:59.68 [2] (0:11.47)	0:48.21 [2] (0:11.48)	0:36.73 [1] (0:11.52)	-6	
10	10	<b>MACEDON ROSE</b> Blake Shinn	11	66.9 800-600	0:11.09 600-400	0:26.81	1:36.46 (0:14.94)	1:21.52 [9] (0:11.87)	1:09.65 [10] (0:11.49)	0:58.16 [9] (0:11.60)	0:46.56 [9] (0:11.46)	0:35.10 [10] (0:11.09)	+1	

Scratched: Mystical Wisdom (#7), Princess Montecito (#11)

Report Created: Mon 10 March 2025 16:32:05 GMT+11 (Note: Timing is based on positional data)

- [ ] Position in running at each section and finish
- #: Saddle cloth number
- No data available at this section
- DNF Did not finish
- NA No data available
- DNT Did not track
- █ Background shading for fastest section



RACINGSA

# Morphettville SA

Race 6: The Fotobase Group Morphettville Guineas - 1600m

10 March 2025 - 3:31PM

Track Rating: Good 4, Weather: Fine, Rail Position: True



Morphettville

Section	Overall	L1400	L1200	L1000	L800	L600
Field Times	1:34.98	1:20.98	1:09.96	0:58.44	0:47.01	0:35.32
	(0:14.00)	(0:11.01)	(0:11.53)	(0:11.43)	(0:11.69)	(0:11.47)

Position	#	Horse/Jockey	Barrier	Top Speed [km/h]	Fastest Section	First 400m	Overall	L1400	L1200	L1000	L800	L600	Distance Travelled From Winner [m]
11	8	SEE YA LATER BABY	2	65.1	0:11.22	0:26.43	1:36.62	1:21.76 [8]	1:10.19 [7]	0:58.67 [7]	0:47.13 [7]	0:35.62 [7]	-9
		Jason Holder		800-600	600-400		(0:14.86)	(0:11.56)	(0:11.52)	(0:11.54)	(0:11.51)	(0:11.22)	

Scratched: Mystical Wisdom (#7), Princess Montecito (#11)

- [ ] Position in running at each section and finish # Saddle cloth number
- :--:-- No data available at this section DNF Did not finish
- NA No data available DNT Did not track
- █ Background shading for fastest section



RACINGSA

# Morphettville SA

Race 6: The Fotobase Group Morphettville Guineas - 1600m

10 March 2025 - 3:31PM

Track Rating: Good 4, Weather: Fine, Rail Position: True



Morphettville

## Section

## Field Times

L400

0:23.85

(0:11.93)

L200

0:11.93

(0:11.93)

Position	#	Horse/Jockey	Barrier	Top Speed [km/h]	Fastest Section	First 400m	L400	L200	Margin	Distance Travelled From Winner [m]
1	9	<b>GALA QUEEN</b> Joe Bowditch	5	65.9 600-400	0:11.18 400-200	0:26.20	0:22.87 [6] (0:11.18)	0:11.69 [3] (0:11.69)	1:34.98	
2	1	<b>SABAJ</b> Jake Toeroek	6	67.0 600-400	0:11.04 600-400	0:26.53	0:22.89 [8] (0:11.10)	0:11.79 [4] (0:11.79)	0.91L	+3
3	3	<b>JUSTA STAR</b> Taylor Johnstone	7	67.1 1600-1400	0:11.01 1400-1200	0:25.01	0:24.67 [1] (0:11.93)	0:12.74 [1] (0:12.74)	5.39L	-4
4	6	<b>DARKNCONFIDENTIAL</b> Manoel Nunes	1	65.2 1600-1400	0:11.19 600-400	0:25.98	0:23.94 [3] (0:11.48)	0:12.46 [5] (0:12.46)	5.65L	-7
5	12	<b>PELEVECCHIO</b> Lachlan Neindorf	10	66.5 600-400	0:11.22 400-200	0:27.11	0:23.03 [11] (0:11.22)	0:11.81 [11] (0:11.81)	6.25L	+3
6	2	<b>ENTRUSTING</b> Michael Dee	8	66.0 800-600	0:11.11 600-400	0:26.81	0:23.54 [9] (0:11.33)	0:12.21 [7] (0:12.21)	6.28L	-4
7	4	<b>MENZAH ONE</b> Jamie Melham	3	65.7 800-600	0:11.17 600-400	0:25.92	0:24.17 [4] (0:11.55)	0:12.62 [6] (0:12.62)	7.53L	+0
8	5	<b>FLAMING NAVY</b> Ben Price	4	64.6 1600-1400	0:11.37 600-400	0:25.67	0:24.33 [5] (0:11.77)	0:12.56 [8] (0:12.56)	8.79L	-2
9	13	<b>BALISTIQUE</b> Emily Finnegan	9	66.6 1600-1400	0:11.04 1400-1200	0:25.27	0:25.21 [2] (0:12.02)	0:13.19 [2] (0:13.19)	9.32L	-6
10	10	<b>MACEDON ROSE</b> Blake Shinn	11	66.9 800-600	0:11.09 600-400	0:26.81	0:24.01 [10] (0:11.32)	0:12.69 [9] (0:12.69)	9.85L	+1

Scratched: Mystical Wisdom (#7), Princess Montecito (#11)

- [ ] Position in running at each section and finish
- #: Saddle cloth number
- :--- No data available at this section
- DNF Did not finish
- NA No data available
- DNT Did not track
- █ Background shading for fastest section



RACINGSA

# Morphettville SA

Race 6: The Fotobase Group Morphettville Guineas - 1600m

10 March 2025 - 3:31PM

Track Rating: Good 4, Weather: Fine, Rail Position: True



Morphettville

Section

Field Times

L400

0:23.85

(0:11.93)

L200

0:11.93

(0:11.93)

Position	#	Horse/Jockey	Barrier	Top Speed [km/h]	Fastest Section	First 400m	L400	L200	Margin					Distance Travelled From Winner [m]
11	8	SEE YA LATER BABY	2	65.1	0:11.22	0:26.43	0:24.40 [7]	0:12.82 [10]	10.96L					-9
		Jason Holder		800-600	600-400		(0:11.57)	(0:12.82)						

Scratched: Mystical Wisdom (#7), Princess Montecito (#11)

- [ ] Position in running at each section and finish # Saddle cloth number
- :--:-- No data available at this section DNF Did not finish
- NA No data available DNT Did not track
- Background shading for fastest section

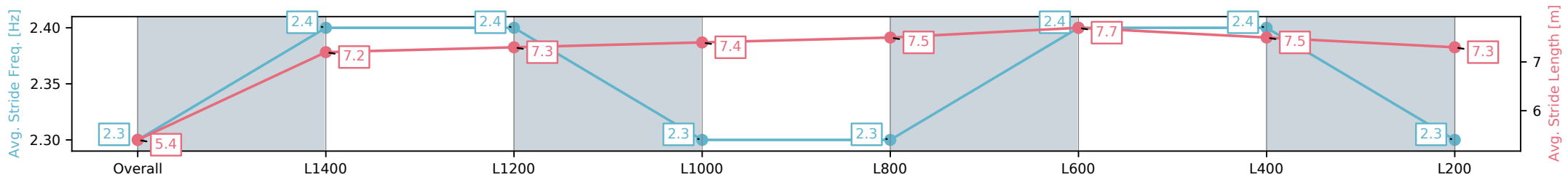
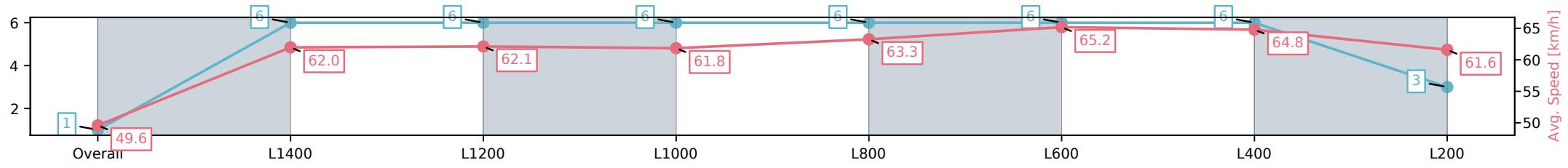
Horse/Jockey Name	GALA QUEEN/Joe Bowditch
Finish Rank	1
Fastest Section Time (Section)	0:11.18 (L400)
Top Speed [km/h] (Section)	65.9 (L600)
Race State	Finished



Morphettville SA - Professional  
 Race 6: The Fotobase Group Morphettville Guineas - 1600m  
 10 March 2025 - 3:31PM  
 Track Rating: Good 4, Weather: Fine, Rail Position: True



Section	Overall	L1400	L1200	L1000	L800	L600	L400	L200
Section Times	1:34.98[1] (0:14.51)	1:20.47[6] (0:11.69)	1:08.78[6] (0:11.62)	0:57.16[6] (0:11.64)	0:45.52[6] (0:11.45)	0:34.07[6] (0:11.20)	0:22.87[6] (0:11.18)	0:11.69[3] (0:11.69)
Average Speed [km/h]	49.6	62.0	62.1	61.8	63.3	65.2	64.8	61.6
Top Speed [km/h]	63.2	63.3	62.9	63.0	65.3	65.8	65.9	64.3
Avg. Dist. to Rail [m]	4.6	1.5	0.9	1.8	1.7	2.7	4.5	4.3
Avg. Stride Freq. [Hz]	2.3	2.4	2.4	2.3	2.3	2.4	2.4	2.3
Avg. Stride Length [m]	5.4	7.2	7.3	7.4	7.5	7.7	7.5	7.3



[ ] Ranking at each section and finish  
 -:-:- No data available at this section  
 NA No data available

Horse/Jockey Name	SABAJ/Jake Toeroek
Finish Rank	2
Fastest Section Time (Section)	0:11.04 (L600)
Top Speed [km/h] (Section)	67.0 (L600)
Race State	Finished



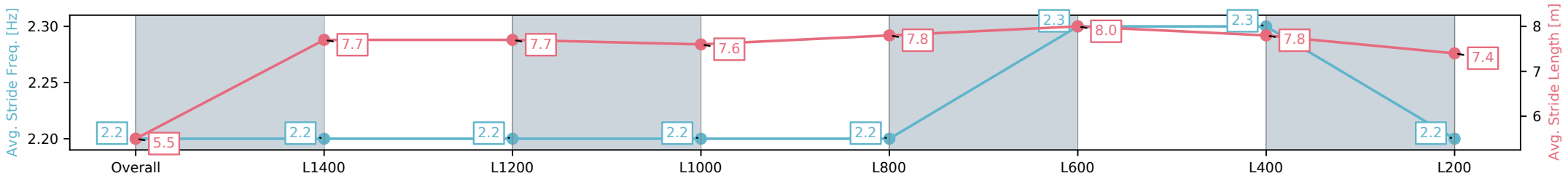
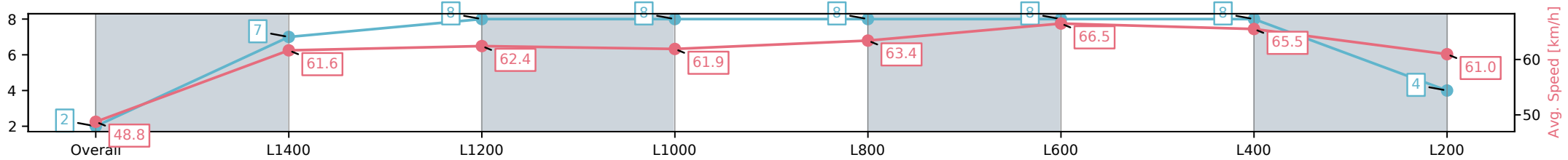
Morphettville SA - Professional  
 Race 6: The Fotobase Group Morphettville Guineas - 1600m



10 March 2025 - 3:31PM

Track Rating: Good 4, Weather: Fine, Rail Position: True

Section	Overall	L1400	L1200	L1000	L800	L600	L400	L200
Section Times	1:35.12[2] (0:14.77)	1:20.35[7] (0:11.76)	1:08.59[8] (0:11.57)	0:57.01[8] (0:11.64)	0:45.37[8] (0:11.44)	0:33.93[8] (0:11.04)	0:22.89[8] (0:11.10)	0:11.79[4] (0:11.79)
Average Speed [km/h]	48.8	61.6	62.4	61.9	63.4	66.5	65.5	61.0
Top Speed [km/h]	62.8	63.3	63.3	63.4	66.1	67.0	67.0	63.9
Avg. Dist. to Rail [m]	6.2	2.0	1.3	2.2	2.1	3.8	5.6	4.1
Avg. Stride Freq. [Hz]	2.2	2.2	2.2	2.2	2.2	2.3	2.3	2.2
Avg. Stride Length [m]	5.5	7.7	7.7	7.6	7.8	8.0	7.8	7.4



[ ] Ranking at each section and finish  
 -:-:- No data available at this section  
 NA No data available

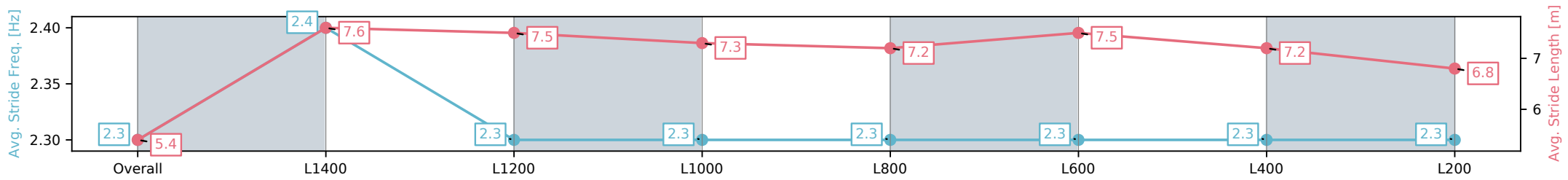
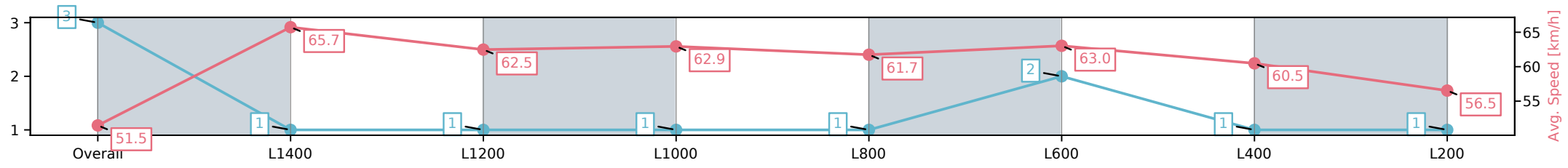
Horse/Jockey Name	JUSTA STAR/Taylor Johnstone
Finish Rank	3
Fastest Section Time (Section)	0:11.01 (L1400)
Top Speed [km/h] (Section)	67.1 (Overall)
Race State	Finished



Morphettville SA - Professional  
 Race 6: The Fotobase Group Morphettville Guineas - 1600m  
 10 March 2025 - 3:31PM  
 Track Rating: Good 4, Weather: Fine, Rail Position: True



Section	Overall	L1400	L1200	L1000	L800	L600	L400	L200
Section Times	1:35.79[3] (0:14.00)	1:21.79[1] (0:11.01)	1:10.78[1] (0:11.53)	0:59.25[1] (0:11.43)	0:47.82[1] (0:11.71)	0:36.11[2] (0:11.44)	0:24.67[1] (0:11.93)	0:12.74[1] (0:12.74)
Average Speed [km/h]	51.5	65.7	62.5	62.9	61.7	63.0	60.5	56.5
Top Speed [km/h]	65.0	67.1	65.1	64.9	62.4	64.2	62.3	59.4
Avg. Dist. to Rail [m]	7.9	2.1	0.3	0.9	0.8	0.5	0.5	1.0
Avg. Stride Freq. [Hz]	2.3	2.4	2.3	2.3	2.3	2.3	2.3	2.3
Avg. Stride Length [m]	5.4	7.6	7.5	7.3	7.2	7.5	7.2	6.8



[ ] Ranking at each section and finish  
 -:-:- No data available at this section  
 NA No data available

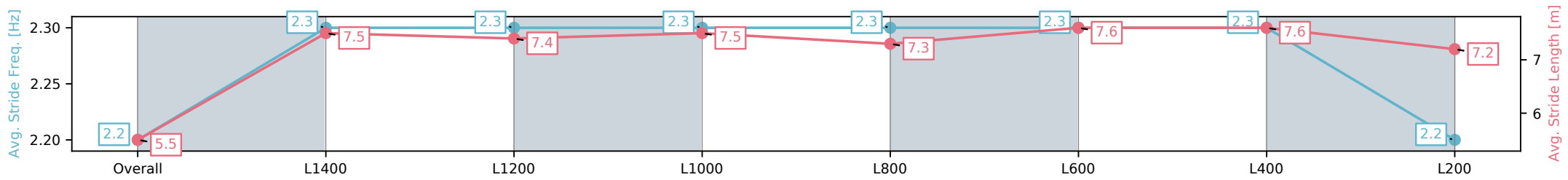
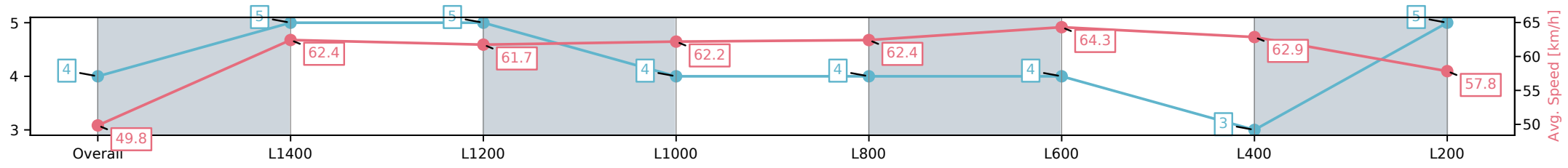
Horse/Jockey Name	DARKNCONFIDENTIAL/Manoel Nunes
Finish Rank	4
Fastest Section Time (Section)	0:11.19 (L600)
Top Speed [km/h] (Section)	65.2 (Overall)
Race State	Finished



Morphettville SA - Professional  
 Race 6: The Fotobase Group Morphettville Guineas - 1600m  
 10 March 2025 - 3:31PM  
 Track Rating: Good 4, Weather: Fine, Rail Position: True



Section	Overall	L1400	L1200	L1000	L800	L600	L400	L200
Section Times	1:35.83[4] (0:14.44)	1:21.39[5] (0:11.54)	1:09.85[5] (0:11.57)	0:58.27[4] (0:11.57)	0:46.69[4] (0:11.56)	0:35.13[4] (0:11.19)	0:23.94[3] (0:11.48)	0:12.46[5] (0:12.46)
Average Speed [km/h]	49.8	62.4	61.7	62.2	62.4	64.3	62.9	57.8
Top Speed [km/h]	65.2	64.9	62.9	63.1	63.2	65.2	64.6	60.7
Avg. Dist. to Rail [m]	1.0	0.6	1.6	0.6	0.6	0.3	1.6	4.5
Avg. Stride Freq. [Hz]	2.2	2.3	2.3	2.3	2.3	2.3	2.3	2.2
Avg. Stride Length [m]	5.5	7.5	7.4	7.5	7.3	7.6	7.6	7.2



[ ] Ranking at each section and finish  
 -:-:- No data available at this section  
 NA No data available



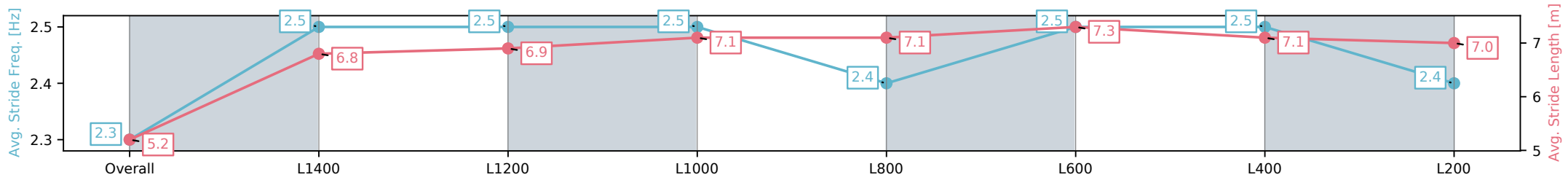
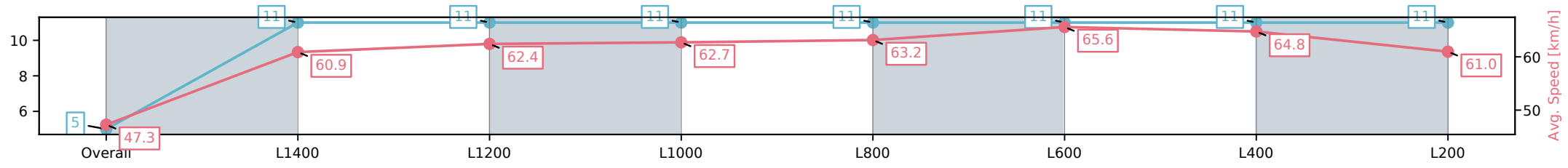
Horse/Jockey Name	PELEVECCHIO/Lachlan Neindorf
Finish Rank	5
Fastest Section Time (Section)	0:11.22 (L400)
Top Speed [km/h] (Section)	66.5 (L600)
Race State	Finished



Morphettville SA - Professional  
 Race 6: The Fotobase Group Morphettville Guineas - 1600m  
 10 March 2025 - 3:31PM  
 Track Rating: Good 4, Weather: Fine, Rail Position: True



Section	Overall	L1400	L1200	L1000	L800	L600	L400	L200
Section Times	1:35.92[5] (0:15.25)	1:20.67[11] (0:11.86)	1:08.81[11] (0:11.55)	0:57.26[11] (0:11.49)	0:45.77[11] (0:11.50)	0:34.27[11] (0:11.24)	0:23.03[11] (0:11.22)	0:11.81[11] (0:11.81)
Average Speed [km/h]	47.3	60.9	62.4	62.7	63.2	65.6	64.8	61.0
Top Speed [km/h]	60.3	62.1	63.7	64.4	65.0	66.3	66.5	64.3
Avg. Dist. to Rail [m]	7.9	1.3	0.6	2.1	2.3	4.6	5.8	7.6
Avg. Stride Freq. [Hz]	2.3	2.5	2.5	2.5	2.4	2.5	2.5	2.4
Avg. Stride Length [m]	5.2	6.8	6.9	7.1	7.1	7.3	7.1	7.0



[ ] Ranking at each section and finish  
 -:-:- No data available at this section  
 NA No data available

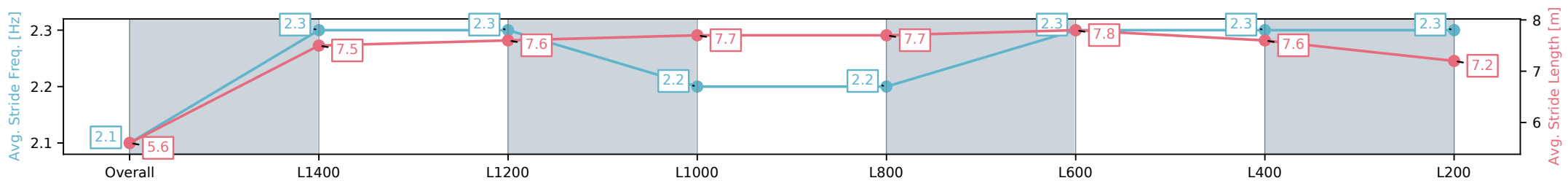
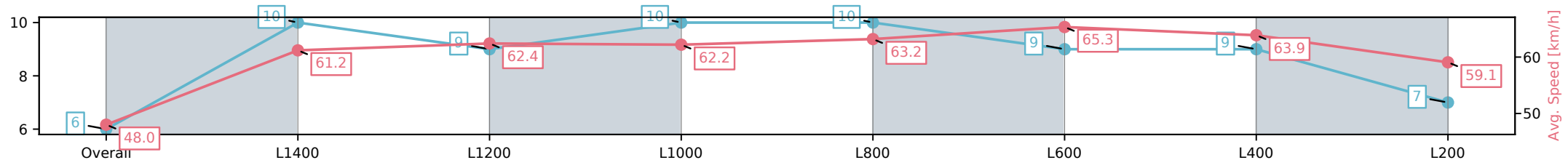
Horse/Jockey Name	ENTRUSTING/Michael Dee
Finish Rank	6
Fastest Section Time (Section)	0:11.11 (L600)
Top Speed [km/h] (Section)	66.0 (L800)
Race State	Finished



Morphettville SA - Professional  
 Race 6: The Fotobase Group Morphettville Guineas - 1600m  
 10 March 2025 - 3:31PM  
 Track Rating: Good 4, Weather: Fine, Rail Position: True



Section	Overall	L1400	L1200	L1000	L800	L600	L400	L200
Section Times	1:35.92[6] (0:15.02)	1:20.90[10] (0:11.79)	1:09.11[9] (0:11.52)	0:57.59[10] (0:11.56)	0:46.02[10] (0:11.37)	0:34.65[9] (0:11.11)	0:23.54[9] (0:11.33)	0:12.21[7] (0:12.21)
Average Speed [km/h]	48.0	61.2	62.4	62.2	63.2	65.3	63.9	59.1
Top Speed [km/h]	61.3	61.9	63.0	63.1	64.7	66.0	65.1	62.2
Avg. Dist. to Rail [m]	7.3	1.3	0.5	0.2	0.2	1.5	4.4	7.3
Avg. Stride Freq. [Hz]	2.1	2.3	2.3	2.2	2.2	2.3	2.3	2.3
Avg. Stride Length [m]	5.6	7.5	7.6	7.7	7.7	7.8	7.6	7.2



[ ] Ranking at each section and finish  
 -:-:- No data available at this section  
 NA No data available

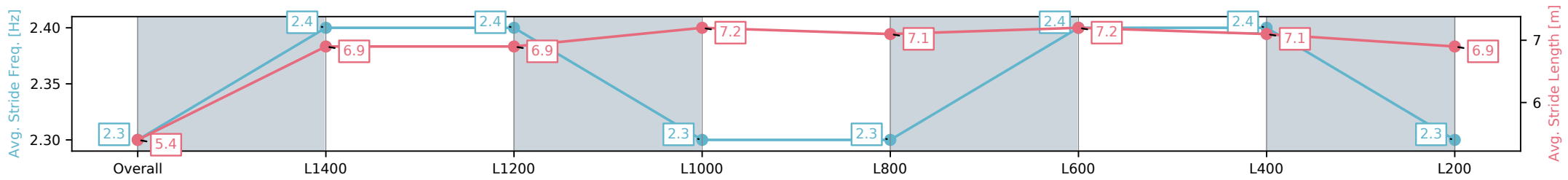
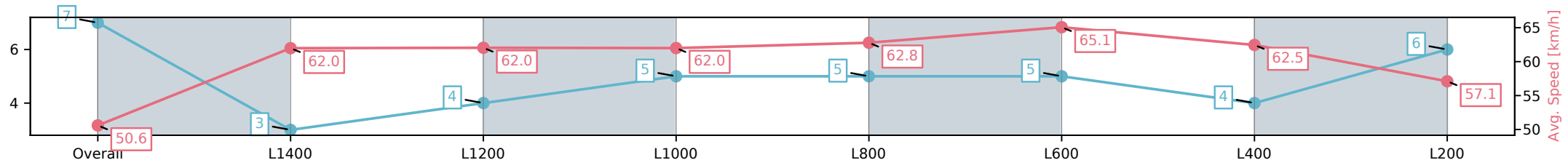
Horse/Jockey Name	MENZAH ONE/Jamie Melham
Finish Rank	7
Fastest Section Time (Section)	0:11.17 (L600)
Top Speed [km/h] (Section)	65.7 (L800)
Race State	Finished



Morphettville SA - Professional  
 Race 6: The Fotobase Group Morphettville Guineas - 1600m  
 10 March 2025 - 3:31PM  
 Track Rating: Good 4, Weather: Fine, Rail Position: True



Section	Overall	L1400	L1200	L1000	L800	L600	L400	L200
Section Times	1:36.11[7] (0:14.21)	1:21.90[3] (0:11.71)	1:10.19[4] (0:11.68)	0:58.51[5] (0:11.62)	0:46.89[5] (0:11.55)	0:35.34[5] (0:11.17)	0:24.17[4] (0:11.55)	0:12.62[6] (0:12.62)
Average Speed [km/h]	50.6	62.0	62.0	62.0	62.8	65.1	62.5	57.1
Top Speed [km/h]	63.2	63.5	63.0	63.0	64.2	65.7	65.0	59.8
Avg. Dist. to Rail [m]	4.0	2.3	1.6	2.2	2.0	2.0	2.3	4.7
Avg. Stride Freq. [Hz]	2.3	2.4	2.4	2.3	2.3	2.4	2.4	2.3
Avg. Stride Length [m]	5.4	6.9	6.9	7.2	7.1	7.2	7.1	6.9



Report Created: Mon 10 March 2025 16:32:12 GMT+11 (Note: Timing is based on positional data)

[ ] Ranking at each section and finish  
 -:-:- No data available at this section  
 NA No data available



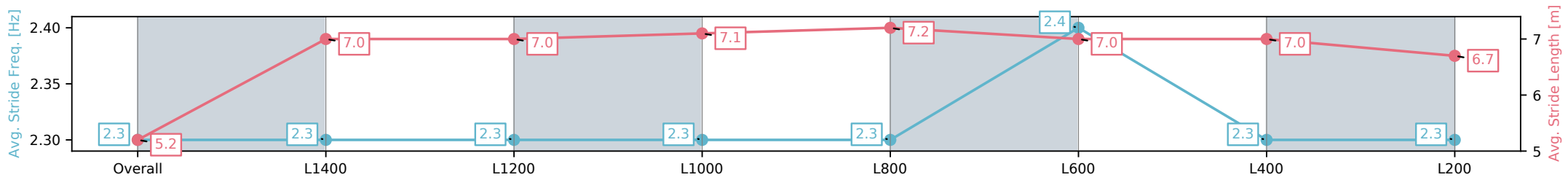
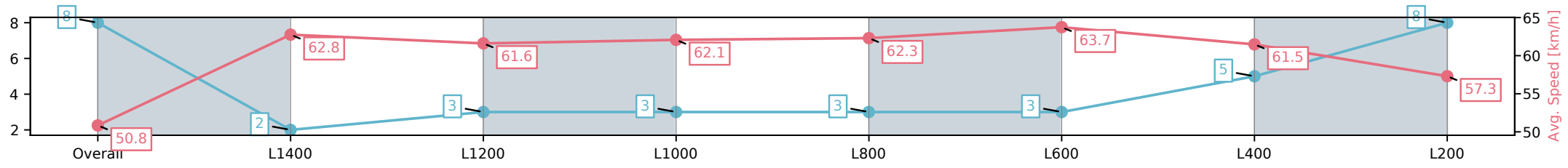
Horse/Jockey Name	FLAMING NAVY/Ben Price
Finish Rank	8
Fastest Section Time (Section)	0:11.37 (L600)
Top Speed [km/h] (Section)	64.6 (Overall)
Race State	Finished



Morphettville SA - Professional  
 Race 6: The Fotobase Group Morphettville Guineas - 1600m  
 10 March 2025 - 3:31PM  
 Track Rating: Good 4, Weather: Fine, Rail Position: True



Section	Overall	L1400	L1200	L1000	L800	L600	L400	L200
Section Times	1:36.30[8] (0:14.17)	1:22.13[2] (0:11.50)	1:10.63[3] (0:11.69)	0:58.94[3] (0:11.61)	0:47.33[3] (0:11.63)	0:35.70[3] (0:11.37)	0:24.33[5] (0:11.77)	0:12.56[8] (0:12.56)
Average Speed [km/h]	50.8	62.8	61.6	62.1	62.3	63.7	61.5	57.3
Top Speed [km/h]	64.6	64.1	62.5	63.2	62.8	64.5	63.9	59.5
Avg. Dist. to Rail [m]	5.6	1.8	0.3	0.3	1.5	1.6	2.4	4.0
Avg. Stride Freq. [Hz]	2.3	2.3	2.3	2.3	2.3	2.4	2.3	2.3
Avg. Stride Length [m]	5.2	7.0	7.0	7.1	7.2	7.0	7.0	6.7



[ ] Ranking at each section and finish  
 -:-:- No data available at this section  
 NA No data available

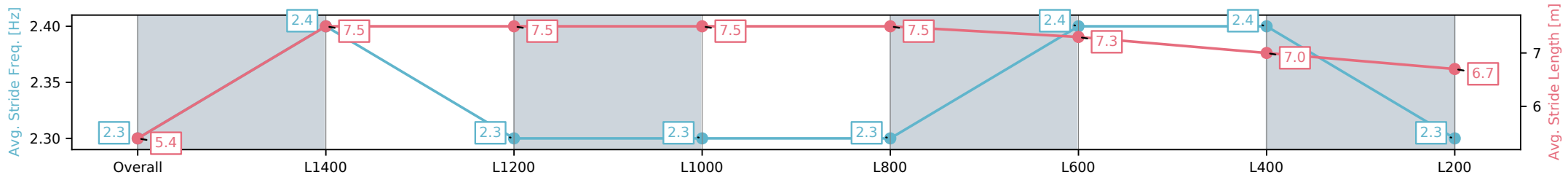
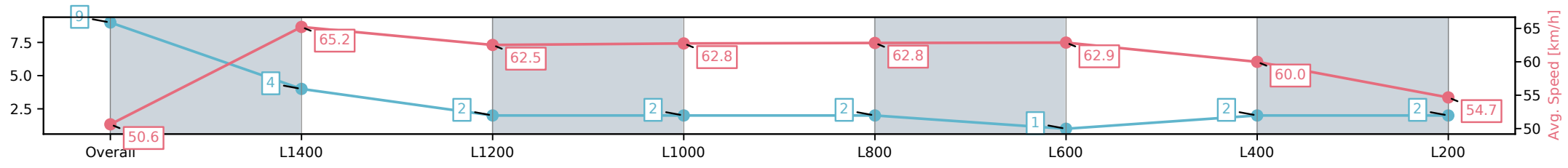
Horse/Jockey Name	BALISTIQUE/Emily Finnegan
Finish Rank	9
Fastest Section Time (Section)	0:11.04 (L1400)
Top Speed [km/h] (Section)	66.6 (Overall)
Race State	Finished



Morphettville SA - Professional  
 Race 6: The Fotobase Group Morphettville Guineas - 1600m  
 10 March 2025 - 3:31PM  
 Track Rating: Good 4, Weather: Fine, Rail Position: True



Section	Overall	L1400	L1200	L1000	L800	L600	L400	L200
Section Times	1:36.38[9] (0:14.23)	1:22.15[4] (0:11.04)	1:11.11[2] (0:11.43)	0:59.68[2] (0:11.47)	0:48.21[2] (0:11.48)	0:36.73[1] (0:11.52)	0:25.21[2] (0:12.02)	0:13.19[2] (0:13.19)
Average Speed [km/h]	50.6	65.2	62.5	62.8	62.8	62.9	60.0	54.7
Top Speed [km/h]	66.3	66.6	64.2	63.5	63.8	63.8	62.5	58.1
Avg. Dist. to Rail [m]	8.0	1.8	1.9	0.5	0.3	1.2	2.0	2.1
Avg. Stride Freq. [Hz]	2.3	2.4	2.3	2.3	2.3	2.4	2.4	2.3
Avg. Stride Length [m]	5.4	7.5	7.5	7.5	7.5	7.3	7.0	6.7



[ ] Ranking at each section and finish  
 -:-:- No data available at this section  
 NA No data available

Horse/Jockey Name	MACEDON ROSE/Blake Shinn
Finish Rank	10
Fastest Section Time (Section)	0:11.09 (L600)
Top Speed [km/h] (Section)	66.9 (L800)
Race State	Finished



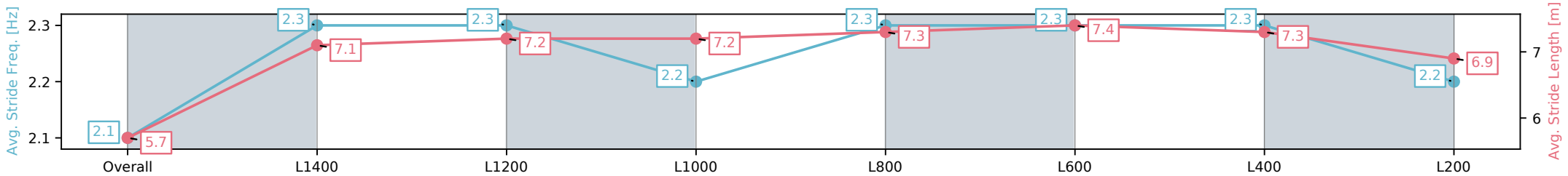
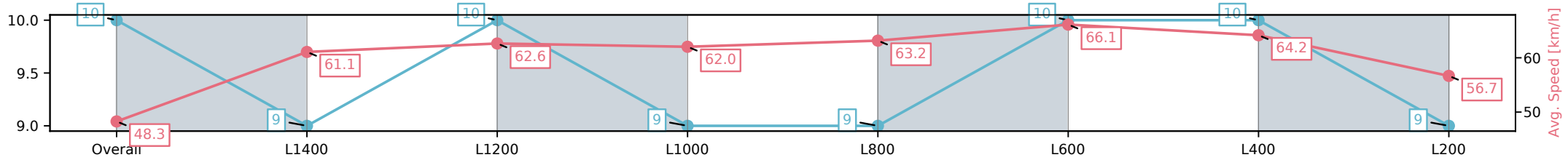
Morphettville SA - Professional  
 Race 6: The Fotobase Group Morphettville Guineas - 1600m



10 March 2025 - 3:31PM

Track Rating: Good 4, Weather: Fine, Rail Position: True

Section	Overall	L1400	L1200	L1000	L800	L600	L400	L200
Section Times	1:36.46[10] (0:14.94)	1:21.52[9] (0:11.87)	1:09.65[10] (0:11.49)	0:58.16[9] (0:11.60)	0:46.56[9] (0:11.46)	0:35.10[10] (0:11.09)	0:24.01[10] (0:11.32)	0:12.69[9] (0:12.69)
Average Speed [km/h]	48.3	61.1	62.6	62.0	63.2	66.1	64.2	56.7
Top Speed [km/h]	61.4	62.5	63.3	63.1	64.6	66.9	66.2	61.4
Avg. Dist. to Rail [m]	10.1	2.0	0.3	0.6	1.0	3.6	6.5	9.3
Avg. Stride Freq. [Hz]	2.1	2.3	2.3	2.2	2.3	2.3	2.3	2.2
Avg. Stride Length [m]	5.7	7.1	7.2	7.2	7.3	7.4	7.3	6.9



[ ] Ranking at each section and finish  
 -:-:- No data available at this section  
 NA No data available

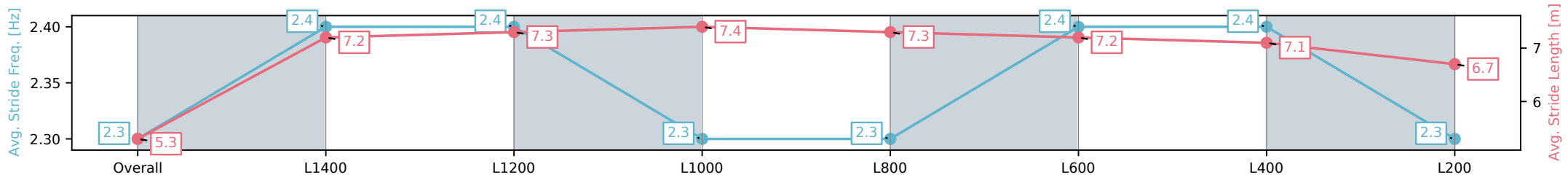
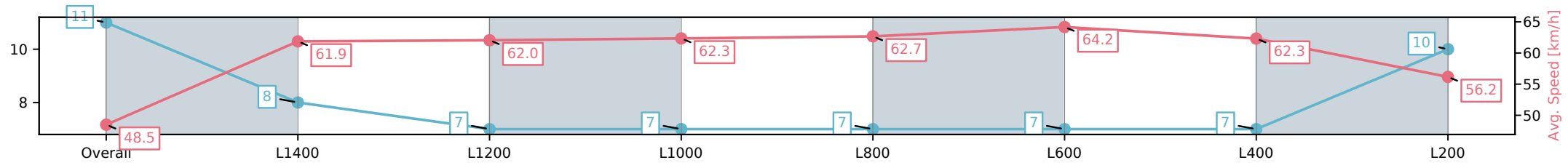
Horse/Jockey Name	SEE YA LATER BABY/Jason Holder
Finish Rank	11
Fastest Section Time (Section)	0:11.22 (L600)
Top Speed [km/h] (Section)	65.1 (L800)
Race State	Finished



Morphettville SA - Professional  
 Race 6: The Fotobase Group Morphettville Guineas - 1600m  
 10 March 2025 - 3:31PM  
 Track Rating: Good 4, Weather: Fine, Rail Position: True



Section	Overall	L1400	L1200	L1000	L800	L600	L400	L200
Section Times	1:36.62[11] (0:14.86)	1:21.76[8] (0:11.56)	1:10.19[7] (0:11.52)	0:58.67[7] (0:11.54)	0:47.13[7] (0:11.51)	0:35.62[7] (0:11.22)	0:24.40[7] (0:11.57)	0:12.82[10] (0:12.82)
Average Speed [km/h]	48.5	61.9	62.0	62.3	62.7	64.2	62.3	56.2
Top Speed [km/h]	63.3	64.1	63.2	63.7	63.2	65.1	64.1	59.5
Avg. Dist. to Rail [m]	1.0	1.3	1.7	0.5	0.4	0.3	0.3	0.4
Avg. Stride Freq. [Hz]	2.3	2.4	2.4	2.3	2.3	2.4	2.4	2.3
Avg. Stride Length [m]	5.3	7.2	7.3	7.4	7.3	7.2	7.1	6.7



Report Created: Mon 10 March 2025 16:32:16 GMT+11 (Note: Timing is based on positional data)

[ ] Ranking at each section and finish  
 -:-:- No data available at this section  
 NA No data available

