



RACINGSA

Morphettville SA

Race 2: Glenelg BMW Handicap - 1100m

10 March 2025 - 1:07PM



Morphettville

Track Rating: Good 4, Weather: Fine, Rail Position: True

Section Field Times							Overall	L1000	L800	L600	L400	L200		
							1:03.54 (0:08.25)	0:55.28 (0:10.62)	0:44.67 (0:10.61)	0:34.07 (0:10.93)	0:23.14 (0:11.34)	0:11.80 (0:11.80)		
Position	#	Horse/Jockey	Barrier	Top Speed [km/h]	Fastest Section	First 400m						Margin	Distance Travelled From Winner [m]	
1	12	PALM OF JUMEIRAH Lachlan Neindorf	4	68.6 1000-800	0:10.70 800-600	0:24.56	1:03.54 (0:08.39)	0:55.15 [2] (0:10.80)	0:44.35 [3] (0:10.70)	0:33.65 [2] (0:10.85)	0:22.80 [2] (0:11.03)	0:11.77 [2] (0:11.77)	1:03.54	
2	7	STAR SIRIUS Jake Toeroek	7	69.7 800-600	0:10.67 600-400	0:25.23	1:03.84 (0:08.99)	0:54.85 [11] (0:10.94)	0:43.91 [10] (0:10.75)	0:33.16 [10] (0:10.67)	0:22.49 [8] (0:10.92)	0:11.57 [4] (0:11.56)	1.97L	+3
3	4	FALANGHINA Paul Gatt	3	68.8 1000-800	0:10.67 800-600	0:24.89	1:04.17 (0:08.74)	0:55.43 [6] (0:11.01)	0:44.42 [8] (0:10.67)	0:33.75 [7] (0:10.86)	0:22.89 [6] (0:11.11)	0:11.78 [5] (0:11.78)	4.11L	+1
4	2	STEEL TSUNAMI Rochelle Milnes	10	69.1 1200-1000	0:10.67 1000-800	0:24.53	1:04.28 (0:08.47)	0:55.81 [3] (0:10.67)	0:45.14 [2] (0:10.78)	0:34.36 [3] (0:11.02)	0:23.34 [3] (0:11.27)	0:12.07 [3] (0:12.07)	4.85L	-1
5	1	BEEN OUR ANGEL Ben Price	1	70.0 1200-1000	0:10.61 1000-800	0:24.14	1:04.34 (0:08.25)	0:56.09 [1] (0:10.61)	0:45.48 [1] (0:10.61)	0:34.87 [1] (0:10.93)	0:23.94 [1] (0:11.34)	0:12.60 [1] (0:12.60)	5.29L	-1
6	13	TRANTORO Manoel Nunes	12	69.6 1000-800	0:10.51 800-600	0:25.69	1:04.41 (0:09.53)	0:54.88 [12] (0:10.89)	0:43.99 [12] (0:10.51)	0:33.48 [12] (0:10.72)	0:22.76 [12] (0:11.07)	0:11.69 [11] (0:11.69)	5.7L	+1
7	3	DON'TDOUBTLAYLA Jason Holder	6	67.7 1000-800	0:10.78 800-600	0:25.28	1:04.49 (0:08.98)	0:55.51 [10] (0:10.94)	0:44.57 [9] (0:10.78)	0:33.79 [11] (0:10.87)	0:22.92 [10] (0:11.10)	0:11.82 [9] (0:11.82)	6.24L	-1
8	10	LAPILLI Zac Spain	8	68.8 1000-800	0:10.59 800-600	0:25.31	1:04.49 (0:08.95)	0:55.54 [9] (0:11.10)	0:44.44 [11] (0:10.59)	0:33.85 [9] (0:10.82)	0:23.03 [9] (0:11.23)	0:11.80 [10] (0:11.80)	6.29L	+0
9	11	CARIBBEAN BREEZE Alana Livesey	2	69.5 1200-1000	0:10.66 800-600	0:24.80	1:04.90 (0:08.72)	0:56.18 [5] (0:10.78)	0:45.40 [5] (0:10.66)	0:34.74 [5] (0:10.98)	0:23.76 [4] (0:11.37)	0:12.39 [6] (0:12.39)	8.99L	+3
10	8	HEAD OF THE HERD Teagan Voorham	5	68.5 1000-800	0:10.77 800-600	0:24.69	1:04.96 (0:08.51)	0:56.45 [4] (0:10.84)	0:45.61 [4] (0:10.77)	0:34.84 [4] (0:11.08)	0:23.76 [5] (0:11.35)	0:12.41 [7] (0:12.41)	9.35L	+3

Scratched: Up The Den (#9)

- [] Position in running at each section and finish
- #: Saddle cloth number
- : No data available at this section
- DNF: Did not finish
- NA: No data available
- DNT: Did not track
- █: Background shading for fastest section



RACINGSA

Morphettville SA
Race 2: Glenelg BMW Handicap - 1100m
10 March 2025 - 1:07PM

Track Rating: Good 4, Weather: Fine, Rail Position: True



Morphettville

Section Field Times							Overall	L1000	L800	L600	L400	L200		
							1:03.54 (0:08.25)	0:55.28 (0:10.62)	0:44.67 (0:10.61)	0:34.07 (0:10.93)	0:23.14 (0:11.34)	0:11.80 (0:11.80)		
Position	#	Horse/Jockey	Barrier	Top Speed [km/h]	Fastest Section	First 400m						Margin	Distance Travelled From Winner [m]	
11	6	FREE BEER	9	68.7	0:10.76	0:24.93	1:05.01	0:56.24 [7]	0:45.39 [6]	0:34.63 [6]	0:23.72 [7]	0:12.43 [8]	9.71L	+6
		Margaret Collett		1000-800	800-600		(0:08.77)	(0:10.85)	(0:10.76)	(0:10.91)	(0:11.28)	(0:12.43)		
12	5	MELLIFLUENT	11	69.6	0:10.78	0:25.02	1:05.05	0:56.18 [8]	0:45.40 [7]	0:34.44 [8]	0:23.41 [11]	0:12.09 [12]	9.96L	+5
		Taylor Johnstone		1200-1000	1000-800		(0:08.87)	(0:10.78)	(0:10.96)	(0:11.03)	(0:11.32)	(0:12.09)		

Scratched: Up The Den (#9)

- [] Position in running at each section and finish
- #: Saddle cloth number
- : No data available at this section
- DNF: Did not finish
- NA: No data available
- DNT: Did not track
- █ Background shading for fastest section

Horse/Jockey Name	PALM OF JUMEIRAH/Lachlan Neindorf
Finish Rank	1
Fastest Section Time (Section)	0:10.70 (L800)
Top Speed [km/h] (Section)	68.6 (L1000)
Race State	Finished



Morphettville SA - Professional

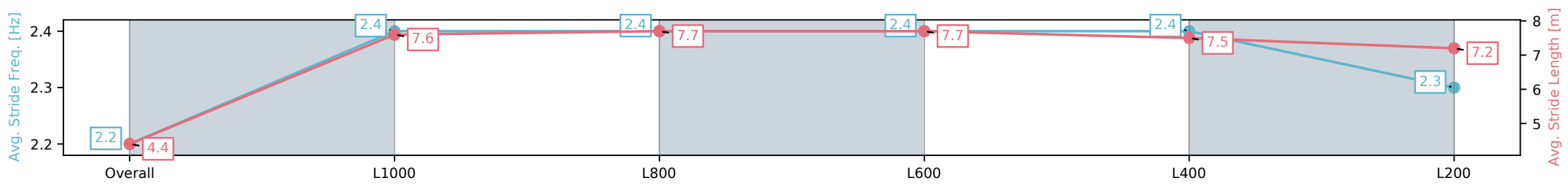
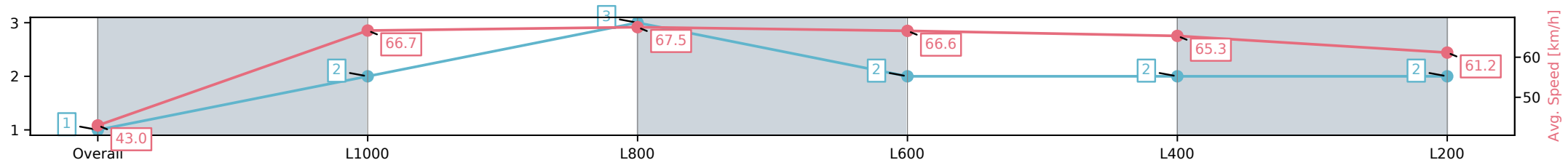
Race 2: Glenelg BMW Handicap - 1100m

10 March 2025 - 1:07PM

Track Rating: Good 4, Weather: Fine, Rail Position: True



Section	Overall	L1000	L800	L600	L400	L200
Section Times	1:03.54[1] (0:08.39)	0:55.15[2] (0:10.80)	0:44.35[3] (0:10.70)	0:33.65[2] (0:10.85)	0:22.80[2] (0:11.03)	0:11.77[2] (0:11.77)
Average Speed [km/h]	43.0	66.7	67.5	66.6	65.3	61.2
Top Speed [km/h]	63.8	68.0	68.6	68.1	66.0	64.9
Avg. Dist. to Rail [m]	5.6	1.6	0.8	0.9	1.6	2.5
Avg. Stride Freq. [Hz]	2.2	2.4	2.4	2.4	2.4	2.3
Avg. Stride Length [m]	4.4	7.6	7.7	7.7	7.5	7.2



[] Ranking at each section and finish
 -:-:- No data available at this section
 NA No data available

Horse/Jockey Name	STAR SIRIUS/Jake Toeroek
Finish Rank	2
Fastest Section Time (Section)	0:10.67 (L600)
Top Speed [km/h] (Section)	69.7 (L800)
Race State	Finished



Morphettville SA - Professional

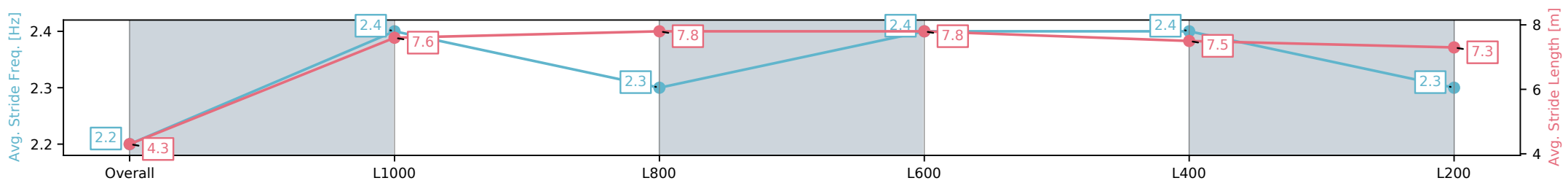
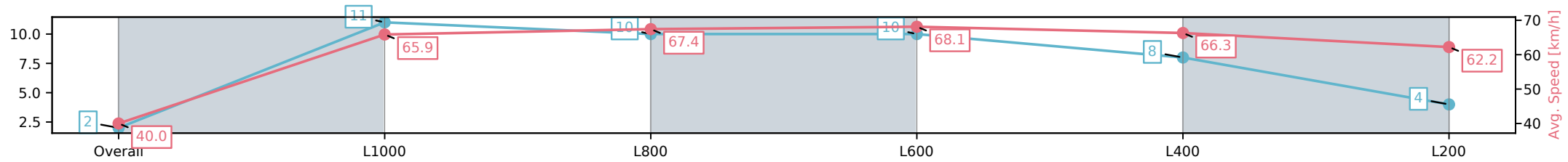
Race 2: Glenelg BMW Handicap - 1100m

10 March 2025 - 1:07PM

Track Rating: Good 4, Weather: Fine, Rail Position: True



Section	Overall	L1000	L800	L600	L400	L200
Section Times	1:03.84[2] (0:08.99)	0:54.85[11] (0:10.94)	0:43.91[10] (0:10.75)	0:33.16[10] (0:10.67)	0:22.49[8] (0:10.92)	0:11.57[4] (0:11.56)
Average Speed [km/h]	40.0	65.9	67.4	68.1	66.3	62.2
Top Speed [km/h]	60.9	68.1	68.4	69.7	68.2	64.9
Avg. Dist. to Rail [m]	8.0	3.6	2.2	1.6	5.3	5.3
Avg. Stride Freq. [Hz]	2.2	2.4	2.3	2.4	2.4	2.3
Avg. Stride Length [m]	4.3	7.6	7.8	7.8	7.5	7.3



[] Ranking at each section and finish
 -:-:- No data available at this section
 NA No data available

Horse/Jockey Name	FALANGHINA/Paul Gatt
Finish Rank	3
Fastest Section Time (Section)	0:10.67 (L800)
Top Speed [km/h] (Section)	68.8 (L1000)
Race State	Finished



Morphettville SA - Professional

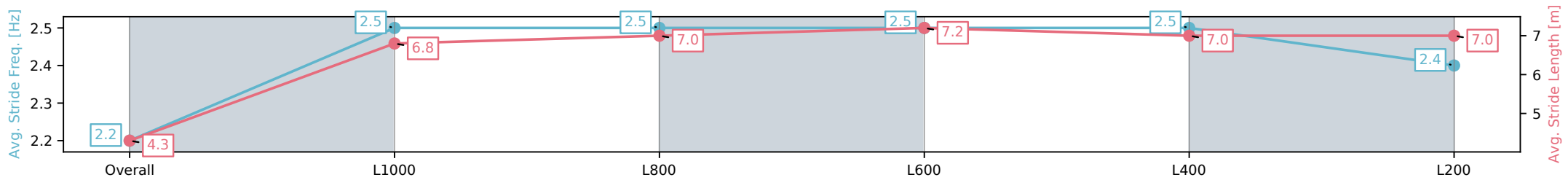
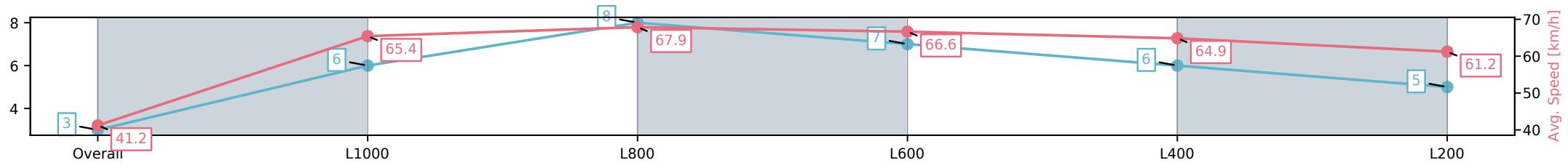
Race 2: Glenelg BMW Handicap - 1100m

10 March 2025 - 1:07PM

Track Rating: Good 4, Weather: Fine, Rail Position: True



Section	Overall	L1000	L800	L600	L400	L200
Section Times	1:04.17[3] (0:08.74)	0:55.43[6] (0:11.01)	0:44.42[8] (0:10.67)	0:33.75[7] (0:10.86)	0:22.89[6] (0:11.11)	0:11.78[5] (0:11.78)
Average Speed [km/h]	41.2	65.4	67.9	66.6	64.9	61.2
Top Speed [km/h]	61.9	68.4	68.8	67.9	65.9	63.9
Avg. Dist. to Rail [m]	4.9	2.6	1.5	1.3	2.7	3.6
Avg. Stride Freq. [Hz]	2.2	2.5	2.5	2.5	2.5	2.4
Avg. Stride Length [m]	4.3	6.8	7.0	7.2	7.0	7.0



[] Ranking at each section and finish
 -:-:- No data available at this section
 NA No data available

Horse/Jockey Name	STEEL TSUNAMI/Rochelle Milnes
Finish Rank	4
Fastest Section Time (Section)	0:10.67 (L1000)
Top Speed [km/h] (Section)	69.1 (Overall)
Race State	Finished



Morphettville SA - Professional

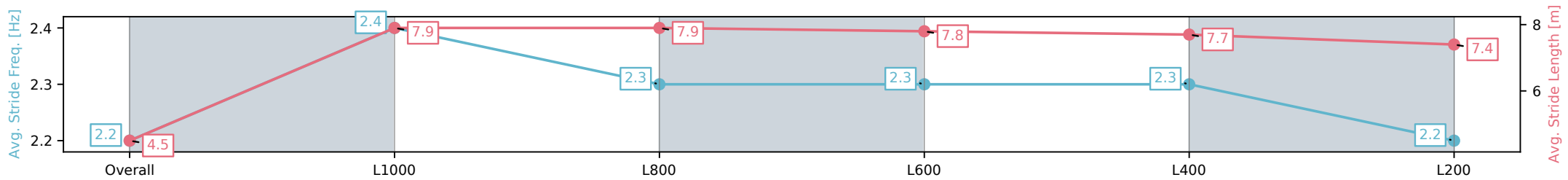
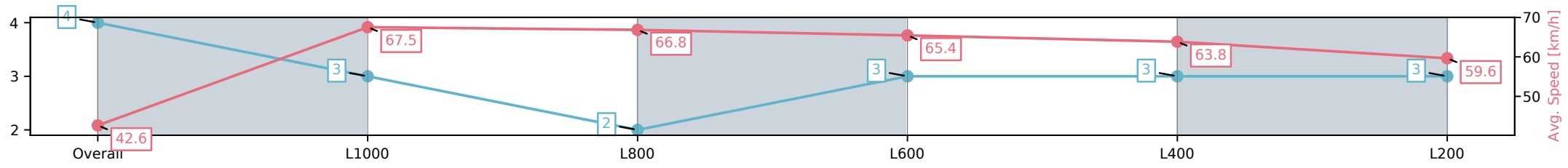
Race 2: Glenelg BMW Handicap - 1100m

10 March 2025 - 1:07PM

Track Rating: Good 4, Weather: Fine, Rail Position: True



Section	Overall	L1000	L800	L600	L400	L200
Section Times	1:04.28[4] (0:08.47)	0:55.81[3] (0:10.67)	0:45.14[2] (0:10.78)	0:34.36[3] (0:11.02)	0:23.34[3] (0:11.27)	0:12.07[3] (0:12.07)
Average Speed [km/h]	42.6	67.5	66.8	65.4	63.8	59.6
Top Speed [km/h]	64.7	69.1	67.8	67.3	64.8	62.9
Avg. Dist. to Rail [m]	8.9	2.7	1.1	0.2	0.8	1.0
Avg. Stride Freq. [Hz]	2.2	2.4	2.3	2.3	2.3	2.2
Avg. Stride Length [m]	4.5	7.9	7.9	7.8	7.7	7.4



[] Ranking at each section and finish
 -:-:- No data available at this section
 NA No data available

Horse/Jockey Name	BEEN OUR ANGEL/Ben Price
Finish Rank	5
Fastest Section Time (Section)	0:10.61 (L1000)
Top Speed [km/h] (Section)	70.0 (Overall)
Race State	Finished



Morphettville SA - Professional

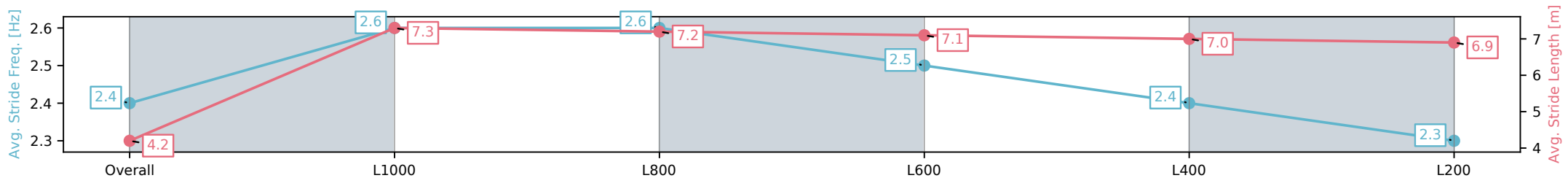
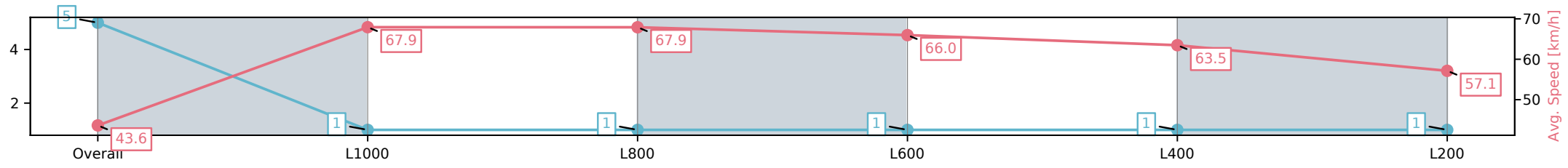
Race 2: Glenelg BMW Handicap - 1100m

10 March 2025 - 1:07PM

Track Rating: Good 4, Weather: Fine, Rail Position: True



Section	Overall	L1000	L800	L600	L400	L200
Section Times	1:04.34[5] (0:08.25)	0:56.09[1] (0:10.61)	0:45.48[1] (0:10.61)	0:34.87[1] (0:10.93)	0:23.94[1] (0:11.34)	0:12.60[1] (0:12.60)
Average Speed [km/h]	43.6	67.9	67.9	66.0	63.5	57.1
Top Speed [km/h]	66.5	70.0	69.8	69.7	65.3	61.8
Avg. Dist. to Rail [m]	3.1	0.9	0.6	0.3	0.6	0.4
Avg. Stride Freq. [Hz]	2.4	2.6	2.6	2.5	2.4	2.3
Avg. Stride Length [m]	4.2	7.3	7.2	7.1	7.0	6.9



[] Ranking at each section and finish
 -:-:- No data available at this section
 NA No data available

Horse/Jockey Name	TRANTORO/Manoel Nunes
Finish Rank	6
Fastest Section Time (Section)	0:10.51 (L800)
Top Speed [km/h] (Section)	69.6 (L1000)
Race State	Finished



Morphettville SA - Professional

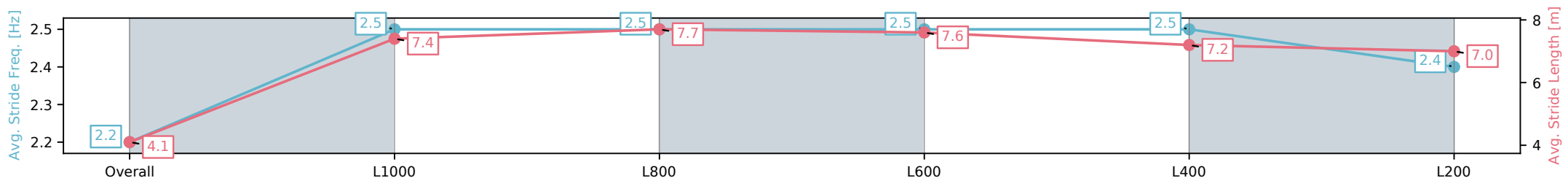
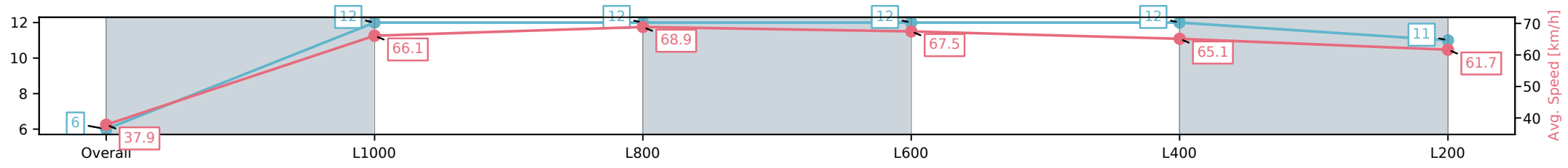
Race 2: Glenelg BMW Handicap - 1100m

10 March 2025 - 1:07PM

Track Rating: Good 4, Weather: Fine, Rail Position: True



Section	Overall	L1000	L800	L600	L400	L200
Section Times	1:04.41[6] (0:09.53)	0:54.88[12] (0:10.89)	0:43.99[12] (0:10.51)	0:33.48[12] (0:10.72)	0:22.76[12] (0:11.07)	0:11.69[11] (0:11.69)
Average Speed [km/h]	37.9	66.1	68.9	67.5	65.1	61.7
Top Speed [km/h]	61.4	68.7	69.6	68.7	66.8	63.6
Avg. Dist. to Rail [m]	10.5	2.4	1.7	0.9	4.0	6.6
Avg. Stride Freq. [Hz]	2.2	2.5	2.5	2.5	2.5	2.4
Avg. Stride Length [m]	4.1	7.4	7.7	7.6	7.2	7.0



[] Ranking at each section and finish
 -:-:- No data available at this section
 NA No data available

Horse/Jockey Name	DON'TDOUBTLAYLA/Jason Holder
Finish Rank	7
Fastest Section Time (Section)	0:10.78 (L800)
Top Speed [km/h] (Section)	67.7 (L1000)
Race State	Finished



Morphettville SA - Professional

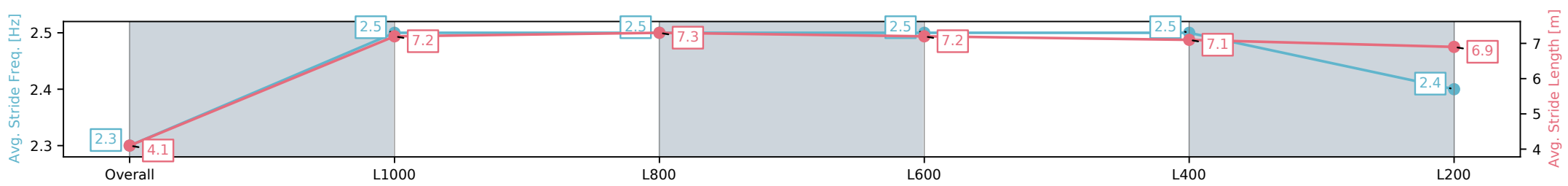
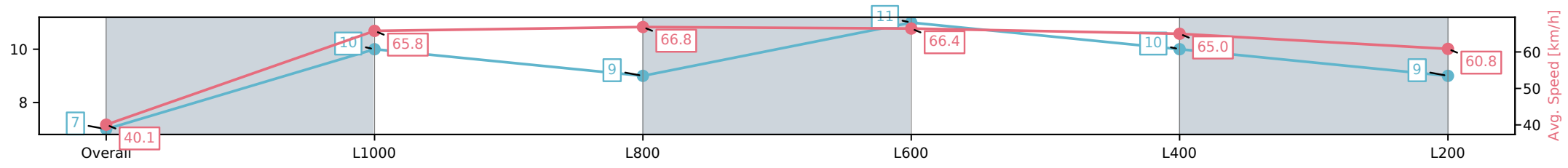
Race 2: Glenelg BMW Handicap - 1100m

10 March 2025 - 1:07PM

Track Rating: Good 4, Weather: Fine, Rail Position: True



Section	Overall	L1000	L800	L600	L400	L200
Section Times	1:04.49[7] (0:08.98)	0:55.51[10] (0:10.94)	0:44.57[9] (0:10.78)	0:33.79[11] (0:10.87)	0:22.92[10] (0:11.10)	0:11.82[9] (0:11.82)
Average Speed [km/h]	40.1	65.8	66.8	66.4	65.0	60.8
Top Speed [km/h]	60.0	67.4	67.7	67.3	66.4	64.4
Avg. Dist. to Rail [m]	5.6	0.4	0.2	0.5	1.2	1.2
Avg. Stride Freq. [Hz]	2.3	2.5	2.5	2.5	2.5	2.4
Avg. Stride Length [m]	4.1	7.2	7.3	7.2	7.1	6.9



[] Ranking at each section and finish
 -:-:- No data available at this section
 NA No data available

Horse/Jockey Name	LAPILLI/Zac Spain
Finish Rank	8
Fastest Section Time (Section)	0:10.59 (L800)
Top Speed [km/h] (Section)	68.8 (L1000)
Race State	Finished



Morphettville SA - Professional

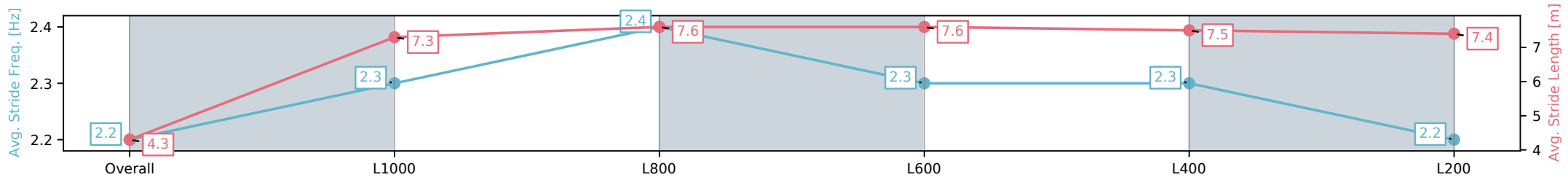
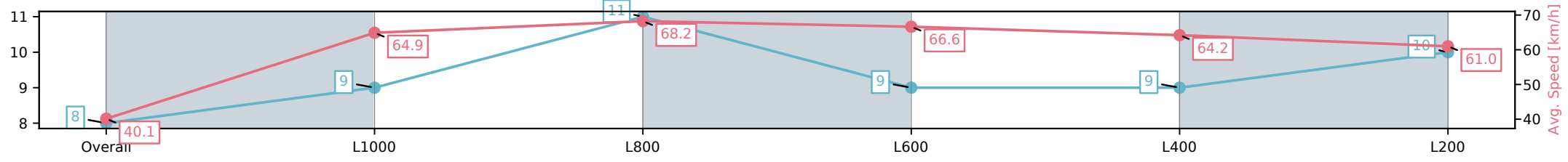
Race 2: Glenelg BMW Handicap - 1100m

10 March 2025 - 1:07PM

Track Rating: Good 4, Weather: Fine, Rail Position: True



Section	Overall	L1000	L800	L600	L400	L200
Section Times	1:04.49[8] (0:08.95)	0:55.54[9] (0:11.10)	0:44.44[11] (0:10.59)	0:33.85[9] (0:10.82)	0:23.03[9] (0:11.23)	0:11.80[10] (0:11.80)
Average Speed [km/h]	40.1	64.9	68.2	66.6	64.2	61.0
Top Speed [km/h]	60.0	68.3	68.8	68.0	65.2	63.6
Avg. Dist. to Rail [m]	8.7	3.7	1.0	0.4	1.3	2.9
Avg. Stride Freq. [Hz]	2.2	2.3	2.4	2.3	2.3	2.2
Avg. Stride Length [m]	4.3	7.3	7.6	7.6	7.5	7.4



[] Ranking at each section and finish
 -:-:- No data available at this section
 NA No data available

Horse/Jockey Name	CARIBBEAN BREEZE/Alana Livesey
Finish Rank	9
Fastest Section Time (Section)	0:10.66 (L800)
Top Speed [km/h] (Section)	69.5 (Overall)
Race State	Finished



Morphettville SA - Professional

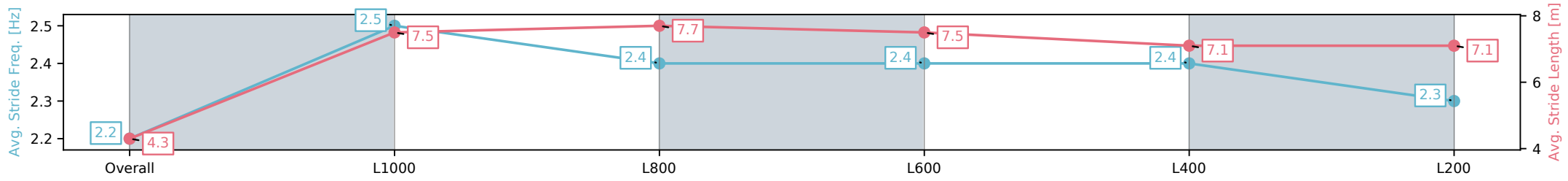
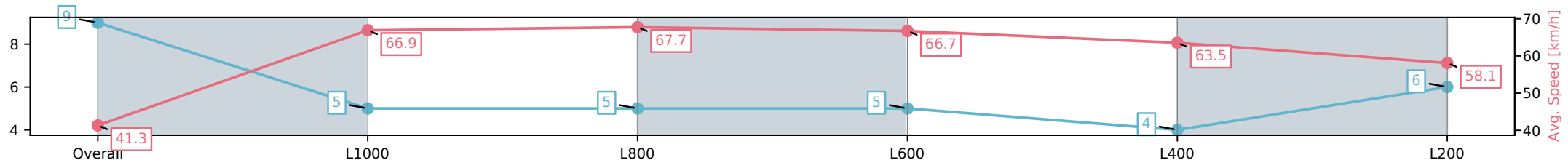
Race 2: Glenelg BMW Handicap - 1100m

10 March 2025 - 1:07PM

Track Rating: Good 4, Weather: Fine, Rail Position: True



Section	Overall	L1000	L800	L600	L400	L200
Section Times	1:04.90[9] (0:08.72)	0:56.18[5] (0:10.78)	0:45.40[5] (0:10.66)	0:34.74[5] (0:10.98)	0:23.76[4] (0:11.37)	0:12.39[6] (0:12.39)
Average Speed [km/h]	41.3	66.9	67.7	66.7	63.5	58.1
Top Speed [km/h]	62.9	69.5	68.6	68.0	64.9	61.8
Avg. Dist. to Rail [m]	3.5	0.9	0.9	3.3	2.5	2.3
Avg. Stride Freq. [Hz]	2.2	2.5	2.4	2.4	2.4	2.3
Avg. Stride Length [m]	4.3	7.5	7.7	7.5	7.1	7.1



[] Ranking at each section and finish
 -:-:- No data available at this section
 NA No data available

Horse/Jockey Name	HEAD OF THE HERD/Teagan Voorham
Finish Rank	10
Fastest Section Time (Section)	0:10.77 (L800)
Top Speed [km/h] (Section)	68.5 (L1000)
Race State	Finished



Morphettville SA - Professional

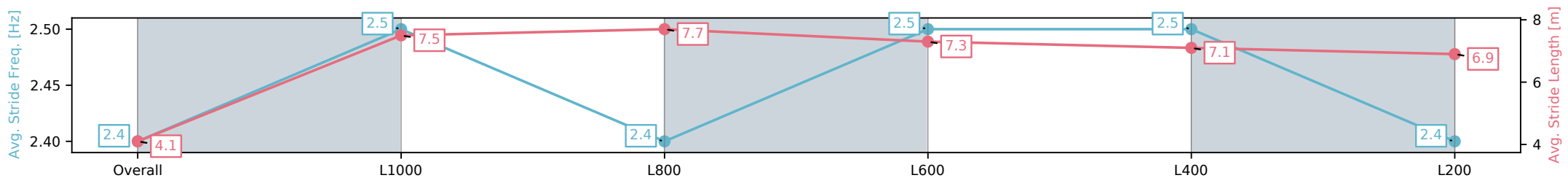
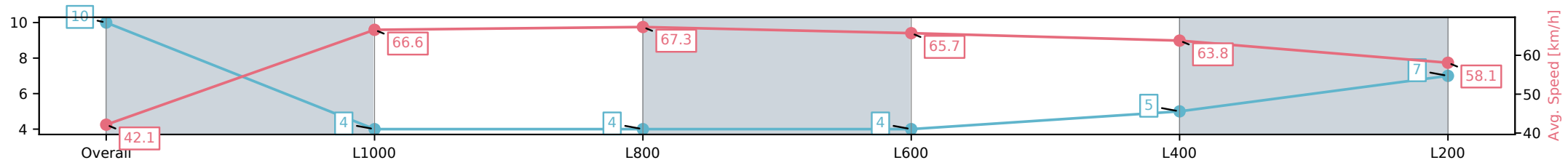
Race 2: Glenelg BMW Handicap - 1100m

10 March 2025 - 1:07PM

Track Rating: Good 4, Weather: Fine, Rail Position: True



Section	Overall	L1000	L800	L600	L400	L200
Section Times	1:04.96[10] (0:08.51)	0:56.45[4] (0:10.84)	0:45.61[4] (0:10.77)	0:34.84[4] (0:11.08)	0:23.76[5] (0:11.35)	0:12.41[7] (0:12.41)
Average Speed [km/h]	42.1	66.6	67.3	65.7	63.8	58.1
Top Speed [km/h]	63.9	67.5	68.5	68.2	65.7	61.7
Avg. Dist. to Rail [m]	6.9	3.1	2.1	2.3	3.4	4.4
Avg. Stride Freq. [Hz]	2.4	2.5	2.4	2.5	2.5	2.4
Avg. Stride Length [m]	4.1	7.5	7.7	7.3	7.1	6.9



[] Ranking at each section and finish
 -:-:- No data available at this section
 NA No data available

Horse/Jockey Name	FREE BEER/Margaret Collett
Finish Rank	11
Fastest Section Time (Section)	0:10.76 (L800)
Top Speed [km/h] (Section)	68.7 (L1000)
Race State	Finished



Morphettville SA - Professional

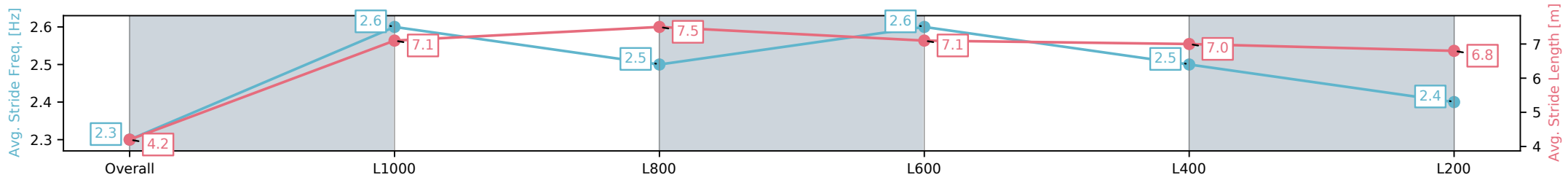
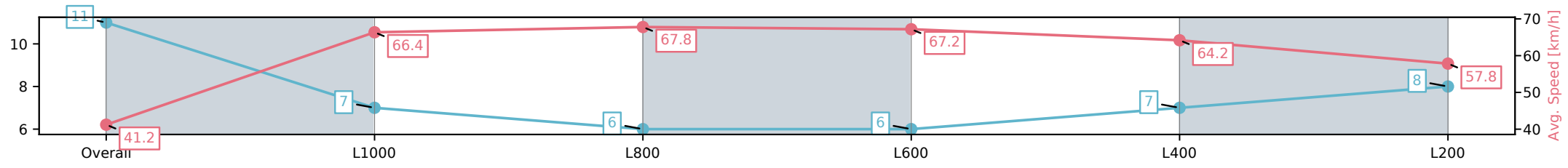
Race 2: Glenelg BMW Handicap - 1100m

10 March 2025 - 1:07PM

Track Rating: Good 4, Weather: Fine, Rail Position: True



Section	Overall	L1000	L800	L600	L400	L200
Section Times	1:05.01[11] (0:08.77)	0:56.24[7] (0:10.85)	0:45.39[6] (0:10.76)	0:34.63[6] (0:10.91)	0:23.72[7] (0:11.28)	0:12.43[8] (0:12.43)
Average Speed [km/h]	41.2	66.4	67.8	67.2	64.2	57.8
Top Speed [km/h]	62.2	67.9	68.7	68.6	66.4	62.4
Avg. Dist. to Rail [m]	9.5	4.6	3.2	3.7	4.8	6.0
Avg. Stride Freq. [Hz]	2.3	2.6	2.5	2.6	2.5	2.4
Avg. Stride Length [m]	4.2	7.1	7.5	7.1	7.0	6.8



[] Ranking at each section and finish
 -:-:- No data available at this section
 NA No data available

Horse/Jockey Name	MELLIFLUENT/Taylor Johnstone
Finish Rank	12
Fastest Section Time (Section)	0:10.78 (L1000)
Top Speed [km/h] (Section)	69.6 (Overall)
Race State	Finished



Morphettville SA - Professional

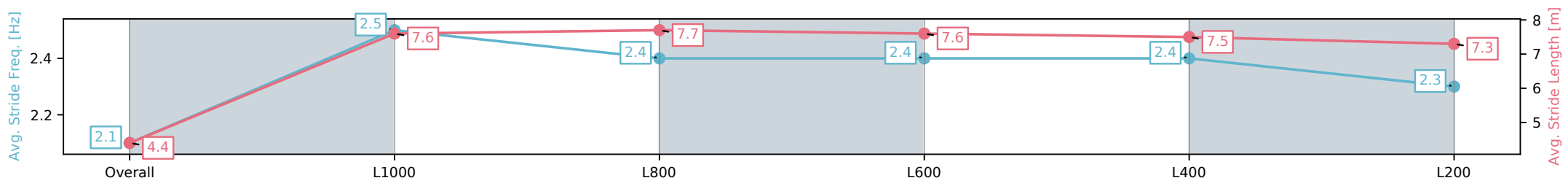
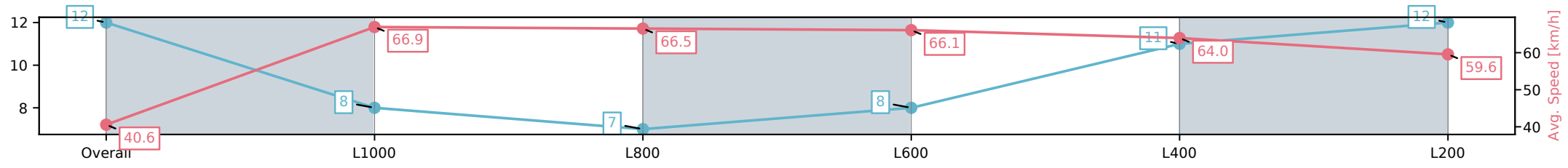
Race 2: Glenelg BMW Handicap - 1100m

10 March 2025 - 1:07PM

Track Rating: Good 4, Weather: Fine, Rail Position: True



Section	Overall	L1000	L800	L600	L400	L200
Section Times	1:05.05[12] (0:08.87)	0:56.18[8] (0:10.78)	0:45.40[7] (0:10.96)	0:34.44[8] (0:11.03)	0:23.41[11] (0:11.32)	0:12.09[12] (0:12.09)
Average Speed [km/h]	40.6	66.9	66.5	66.1	64.0	59.6
Top Speed [km/h]	60.7	69.6	68.3	67.9	65.5	61.8
Avg. Dist. to Rail [m]	10.8	4.9	3.8	2.6	4.6	6.4
Avg. Stride Freq. [Hz]	2.1	2.5	2.4	2.4	2.4	2.3
Avg. Stride Length [m]	4.4	7.6	7.7	7.6	7.5	7.3



[] Ranking at each section and finish
 -:-:- No data available at this section
 NA No data available