



RACINGSA

# Morphettville Parks SA

## Race 9: Sportsbet Set A Deposit Limit Handicap - 1400m

01 March 2025 - 5:19PM



Morphettville

Track Rating: Good 4, Weather: Fine, Rail Position: +6m Entire Sectional 608m

Section Field Times							Overall	L1200	L1000	L800	L600	L400		
							1:23.61 (0:13.69)	1:09.92 (0:10.69)	0:59.23 (0:11.13)	0:48.10 (0:11.35)	0:36.76 (0:11.80)	0:24.95 (0:12.13)		
Position	#	Horse/Jockey	Barrier	Top Speed [km/h]	Fastest Section	First 400m							Distance Travelled From Winner [m]	
1	15	<b>MAKALU</b> Rose Hammond	4	69.0 1400-1200	0:10.59 1200-1000	0:25.25	1:23.61 (0:14.66)	1:08.95 [9] (0:10.59)	0:58.36 [8] (0:10.84)	0:47.52 [7] (0:11.19)	0:36.33 [5] (0:11.72)	0:24.61 [6] (0:11.93)		
2	6	<b>WILLYBEAFACOR</b> Stacey Metcalfe	2	68.3 1400-1200	0:10.63 1200-1000	0:24.56	1:23.63 (0:13.93)	1:09.70 [4] (0:10.63)	0:59.07 [3] (0:11.19)	0:47.88 [4] (0:11.32)	0:36.56 [3] (0:11.77)	0:24.79 [3] (0:11.95)	+7	
3	3	<b>ROCK THE BAR</b> Kayla Crowther	5	68.1 1400-1200	0:10.80 1200-1000	0:25.21	1:23.67 (0:14.41)	1:09.26 [7] (0:10.80)	0:58.46 [7] (0:11.08)	0:47.38 [8] (0:11.31)	0:36.07 [8] (0:11.75)	0:24.32 [8] (0:11.86)	+9	
4	8	<b>LONGER ROUTE</b> Todd Pannell	9	69.1 1400-1200	0:10.55 1200-1000	0:24.43	1:23.75 (0:13.88)	1:09.87 [3] (0:10.55)	0:59.32 [2] (0:11.07)	0:48.25 [1] (0:11.38)	0:36.87 [2] (0:11.77)	0:25.10 [1] (0:12.13)	+8	
5	7	<b>JUST LIKE LISA</b> Margaret Collett	3	67.7 1400-1200	0:10.77 1200-1000	0:24.83	1:23.79 (0:14.06)	1:09.73 [5] (0:10.77)	0:58.96 [5] (0:11.17)	0:47.79 [5] (0:11.35)	0:36.44 [6] (0:11.65)	0:24.79 [5] (0:11.97)	+9	
6	11	<b>FIRE WHEEL</b> Manoel Nunes	1	67.8 1400-1200	0:10.85 1200-1000	0:24.69	1:23.84 (0:13.84)	1:10.00 [2] (0:10.85)	0:59.15 [4] (0:11.02)	0:48.13 [3] (0:11.37)	0:36.76 [4] (0:11.83)	0:24.93 [4] (0:12.09)	+2	
6	4	<b>STARLITE VALLEY</b> Rochelle Milnes	6	69.0 1400-1200	0:10.80 1200-1000	0:24.96	1:23.84 (0:14.16)	1:09.68 [6] (0:10.80)	0:58.88 [6] (0:11.11)	0:47.77 [6] (0:11.28)	0:36.49 [6] (0:11.71)	0:24.78 [7] (0:11.92)	+11	
8	5	<b>DOCINTHE</b> Jacob Opperman	7	67.3 1400-1200	0:10.80 1200-1000	0:25.35	1:23.92 (0:14.55)	1:09.37 [8] (0:10.80)	0:58.57 [9] (0:11.06)	0:47.51 [9] (0:11.26)	0:36.25 [9] (0:11.80)	0:24.45 [9] (0:11.90)	+6	
9	13	<b>LUCKY FORTUNA</b> Justin Potter	8	69.0 1400-1200	0:10.69 1200-1000	0:24.38	1:24.21 (0:13.69)	1:10.52 [1] (0:10.69)	0:59.83 [1] (0:11.13)	0:48.70 [2] (0:11.34)	0:37.36 [1] (0:11.81)	0:25.55 [2] (0:12.20)	+6	

Scratched: Hughes (#1), Dual Pressure (#2), Annihilate (#9), Chambers Bay (#10), Headphones (#12), Cork Harbour (#14)

- [ ] Position in running at each section and finish
- #: Saddle cloth number
- :-:-- No data available at this section
- DNF Did not finish
- NA No data available
- DNT Did not track
- █ Background shading for fastest section



RACINGSA

Morphettville Parks SA
Race 9: Sportsbet Set A Deposit Limit Handicap - 1400m
01 March 2025 - 5:19PM

Track Rating: Good 4, Weather: Fine, Rail Position: +6m Entire Sectional 608m



Morphettville

Section Field Times

L200
0:12.83
(0:12.83)

Table with columns: Position, #, Horse/Jockey, Barrier, Top Speed [km/h], Fastest Section, First 400m, Margin, Distance Travelled From Winner [m]. Rows include horses like MAKALU, WILLYBEAFACOR, ROCK THE BAR, LONGER ROUTE, JUST LIKE LISA, FIRE WHEEL, STARLITE VALLEY, DOCINTHE, and LUCKY FORTUNA.

Scratched: Hughes (#1), Dual Pressure (#2), Annihilate (#9), Chambers Bay (#10), Headphones (#12), Cork Harbour (#14)

- [ ] Position in running at each section and finish
# Saddle cloth number
-:-:- No data available at this section
DNF Did not finish
NA No data available
DNT Did not track
[ ] Background shading for fastest section

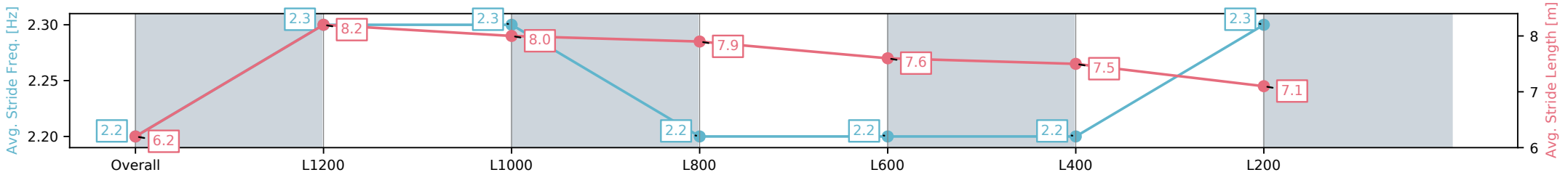
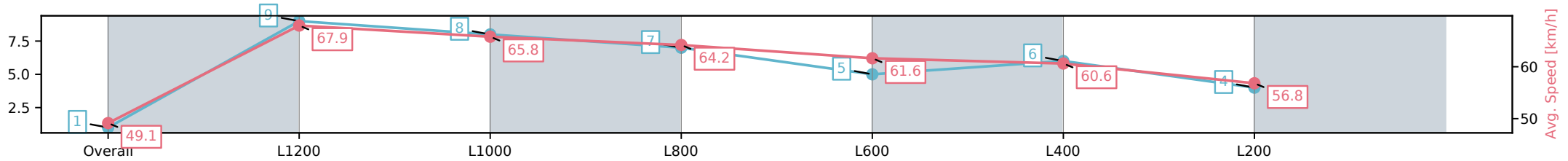
Horse/Jockey Name	MAKALU/Rose Hammond
Finish Rank	1
Fastest Section Time (Section)	0:10.59 (L1200)
Top Speed [km/h] (Section)	69.0 (Overall)
Race State	Finished



Morphettville Parks SA - Professional  
 Race 9: Sportsbet Set A Deposit Limit Handicap - 1400m  
 01 March 2025 - 5:19PM  
 Track Rating: Good 4, Weather: Fine, Rail Position: +6m Entire Sectional 608m



Section	Overall	L1200	L1000	L800	L600	L400	L200
Section Times	1:23.61[1] (0:14.66)	1:08.95[9] (0:10.59)	0:58.36[8] (0:10.84)	0:47.52[7] (0:11.19)	0:36.33[5] (0:11.72)	0:24.61[6] (0:11.93)	0:12.68[4] (0:12.68)
Average Speed [km/h]	49.1	67.9	65.8	64.2	61.6	60.6	56.8
Top Speed [km/h]	66.4	69.0	66.8	66.1	62.3	61.7	59.7
Avg. Dist. to Rail [m]	1.8	1.4	1.9	1.7	1.3	3.1	4.1
Avg. Stride Freq. [Hz]	2.2	2.3	2.3	2.2	2.2	2.2	2.3
Avg. Stride Length [m]	6.2	8.2	8.0	7.9	7.6	7.5	7.1



- [ ] Ranking at each section and finish
- :-:- No data available at this section
- NA No data available

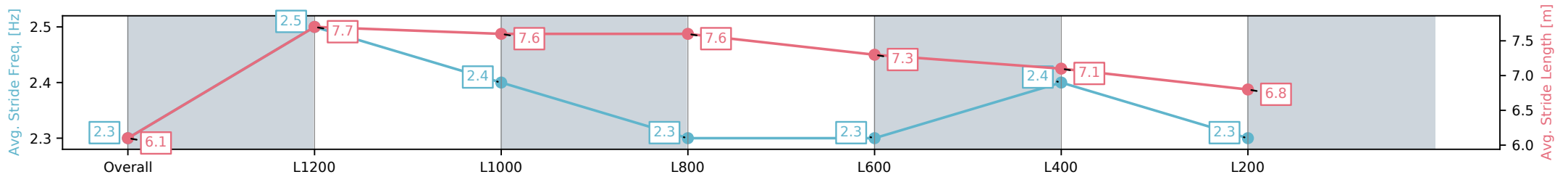
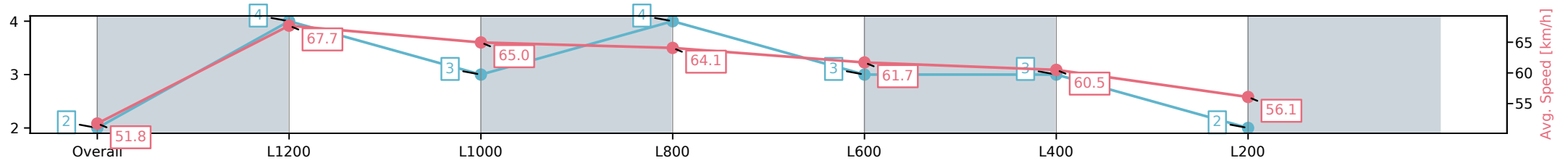
Horse/Jockey Name	WILLYBEAFACOR/Stacey Metcalfe
Finish Rank	2
Fastest Section Time (Section)	0:10.63 (L1200)
Top Speed [km/h] (Section)	68.3 (Overall)
Race State	Finished



Morphettville Parks SA - Professional  
 Race 9: Sportsbet Set A Deposit Limit Handicap - 1400m  
 01 March 2025 - 5:19PM  
 Track Rating: Good 4, Weather: Fine, Rail Position: +6m Entire Sectional 608m



Section	Overall	L1200	L1000	L800	L600	L400	L200
Section Times	1:23.63[2] (0:13.93)	1:09.70[4] (0:10.63)	0:59.07[3] (0:11.19)	0:47.88[4] (0:11.32)	0:36.56[3] (0:11.77)	0:24.79[3] (0:11.95)	0:12.84[2] (0:12.84)
Average Speed [km/h]	51.8	67.7	65.0	64.1	61.7	60.5	56.1
Top Speed [km/h]	67.1	68.3	67.0	65.0	62.5	62.8	59.7
Avg. Dist. to Rail [m]	3.0	2.2	2.1	2.4	1.8	1.9	2.2
Avg. Stride Freq. [Hz]	2.3	2.5	2.4	2.3	2.3	2.4	2.3
Avg. Stride Length [m]	6.1	7.7	7.6	7.6	7.3	7.1	6.8



- [ ] Ranking at each section and finish
- :-:- No data available at this section
- NA No data available

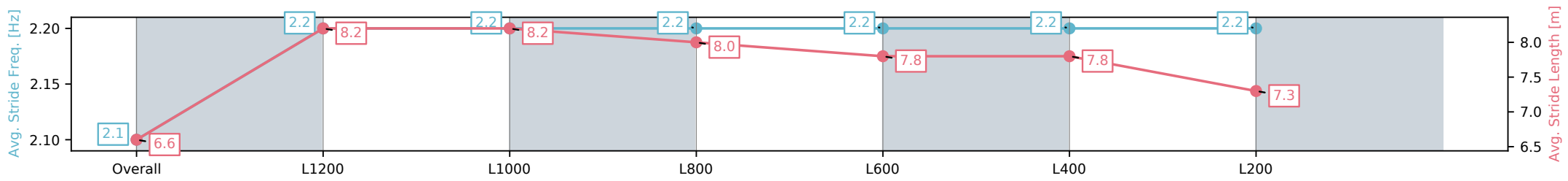
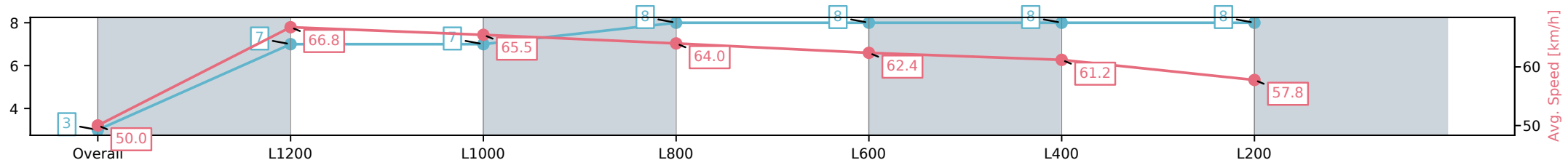
Horse/Jockey Name	ROCK THE BAR/Kayla Crowther
Finish Rank	3
Fastest Section Time (Section)	0:10.80 (L1200)
Top Speed [km/h] (Section)	68.1 (Overall)
Race State	Finished



Morphettville Parks SA - Professional  
 Race 9: Sportsbet Set A Deposit Limit Handicap - 1400m  
 01 March 2025 - 5:19PM  
 Track Rating: Good 4, Weather: Fine, Rail Position: +6m Entire Sectional 608m



Section	Overall	L1200	L1000	L800	L600	L400	L200
Section Times	1:23.67[3] (0:14.41)	1:09.26[7] (0:10.80)	0:58.46[7] (0:11.08)	0:47.38[8] (0:11.31)	0:36.07[8] (0:11.75)	0:24.32[8] (0:11.86)	0:12.46[8] (0:12.46)
Average Speed [km/h]	50.0	66.8	65.5	64.0	62.4	61.2	57.8
Top Speed [km/h]	65.7	68.1	66.5	65.2	63.2	62.6	60.9
Avg. Dist. to Rail [m]	4.2	2.1	1.6	2.1	3.2	5.1	8.2
Avg. Stride Freq. [Hz]	2.1	2.2	2.2	2.2	2.2	2.2	2.2
Avg. Stride Length [m]	6.6	8.2	8.2	8.0	7.8	7.8	7.3



[ ] Ranking at each section and finish  
 -:-:- No data available at this section  
 NA No data available

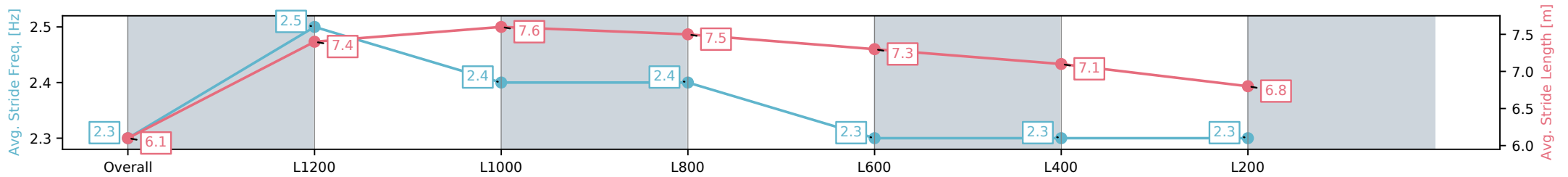
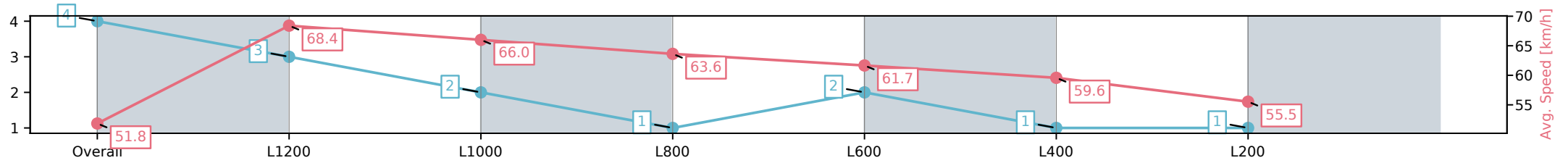
Horse/Jockey Name	LONGER ROUTE/Todd Pannell
Finish Rank	4
Fastest Section Time (Section)	0:10.55 (L1200)
Top Speed [km/h] (Section)	69.1 (Overall)
Race State	Finished



Morphettville Parks SA - Professional  
 Race 9: Sportsbet Set A Deposit Limit Handicap - 1400m  
 01 March 2025 - 5:19PM  
 Track Rating: Good 4, Weather: Fine, Rail Position: +6m Entire Sectional 608m



Section	Overall	L1200	L1000	L800	L600	L400	L200
Section Times	1:23.75[4] (0:13.88)	1:09.87[3] (0:10.55)	0:59.32[2] (0:11.07)	0:48.25[1] (0:11.38)	0:36.87[2] (0:11.77)	0:25.10[1] (0:12.13)	0:12.97[1] (0:12.97)
Average Speed [km/h]	51.8	68.4	66.0	63.6	61.7	59.6	55.5
Top Speed [km/h]	67.8	69.1	67.6	64.8	62.5	60.9	57.6
Avg. Dist. to Rail [m]	8.7	4.2	2.8	1.8	1.8	1.9	2.3
Avg. Stride Freq. [Hz]	2.3	2.5	2.4	2.4	2.3	2.3	2.3
Avg. Stride Length [m]	6.1	7.4	7.6	7.5	7.3	7.1	6.8



- [ ] Ranking at each section and finish
- :-:- No data available at this section
- NA No data available

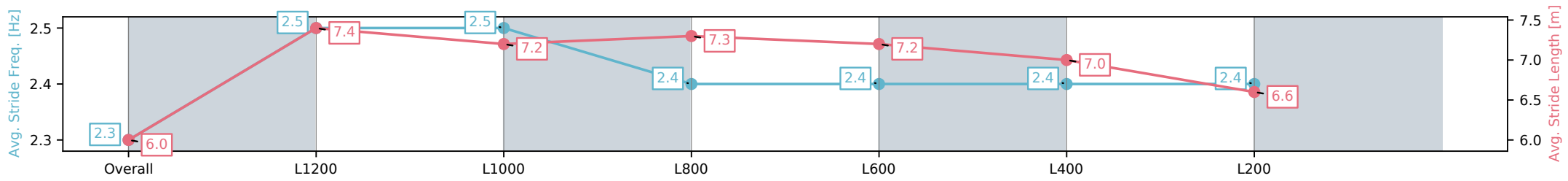
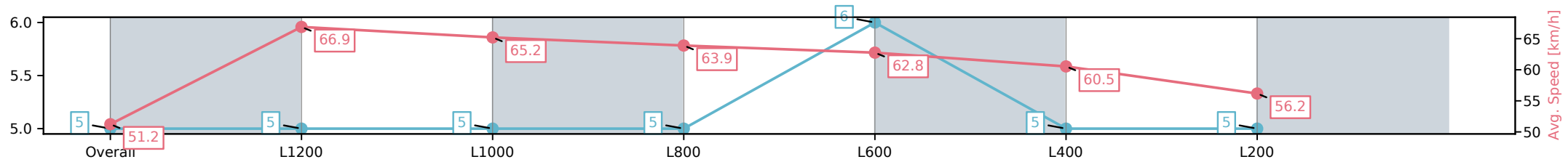
Horse/Jockey Name	JUST LIKE LISA/Margaret Collett
Finish Rank	5
Fastest Section Time (Section)	0:10.77 (L1200)
Top Speed [km/h] (Section)	67.7 (Overall)
Race State	Finished



Morphettville Parks SA - Professional  
 Race 9: Sportsbet Set A Deposit Limit Handicap - 1400m  
 01 March 2025 - 5:19PM  
 Track Rating: Good 4, Weather: Fine, Rail Position: +6m Entire Sectional 608m



Section	Overall	L1200	L1000	L800	L600	L400	L200
Section Times	1:23.79[5] (0:14.06)	1:09.73[5] (0:10.77)	0:58.96[5] (0:11.17)	0:47.79[5] (0:11.35)	0:36.44[6] (0:11.65)	0:24.79[5] (0:11.97)	0:12.82[5] (0:12.82)
Average Speed [km/h]	51.2	66.9	65.2	63.9	62.8	60.5	56.2
Top Speed [km/h]	64.9	67.7	66.5	65.3	63.6	62.1	58.7
Avg. Dist. to Rail [m]	3.5	2.2	2.3	2.6	2.7	3.7	5.3
Avg. Stride Freq. [Hz]	2.3	2.5	2.5	2.4	2.4	2.4	2.4
Avg. Stride Length [m]	6.0	7.4	7.2	7.3	7.2	7.0	6.6



[ ] Ranking at each section and finish  
 -:-:- No data available at this section  
 NA No data available

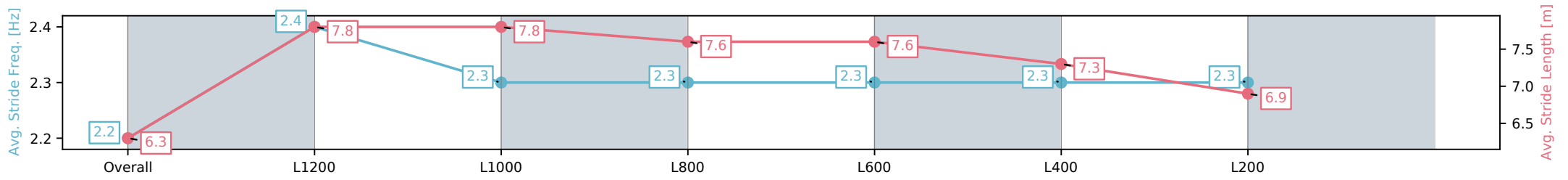
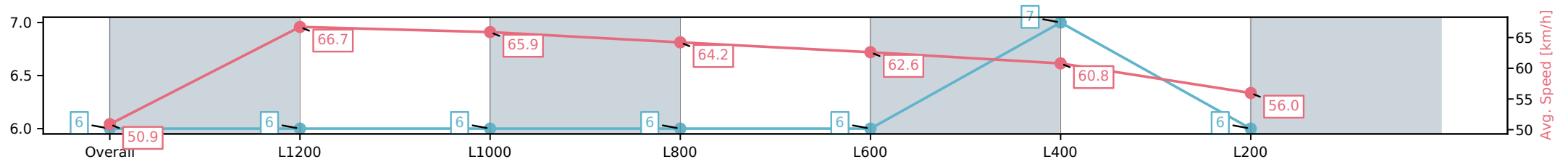
Horse/Jockey Name	FIRE WHEEL/Manoel Nunes
Finish Rank	6
Fastest Section Time (Section)	0:10.85 (L1200)
Top Speed [km/h] (Section)	67.8 (Overall)
Race State	Finished



Morphettville Parks SA - Professional  
 Race 9: Sportsbet Set A Deposit Limit Handicap - 1400m  
 01 March 2025 - 5:19PM  
 Track Rating: Good 4, Weather: Fine, Rail Position: +6m Entire Sectional 608m



Section	Overall	L1200	L1000	L800	L600	L400	L200
Section Times	1:23.84[6] (0:13.84)	1:10.00[2] (0:10.85)	0:59.15[4] (0:11.02)	0:48.13[3] (0:11.37)	0:36.76[4] (0:11.83)	0:24.93[4] (0:12.09)	0:12.84[7] (0:12.84)
Average Speed [km/h]	52.0	66.4	65.1	63.4	61.2	59.7	56.0
Top Speed [km/h]	66.4	67.8	66.4	65.2	62.2	61.3	57.5
Avg. Dist. to Rail [m]	0.6	0.2	0.4	0.8	0.8	1.3	3.3
Avg. Stride Freq. [Hz]	2.3	2.4	2.3	2.3	2.3	2.3	2.3
Avg. Stride Length [m]	6.2	7.7	7.7	7.4	7.0	6.9	6.7



[ ] Ranking at each section and finish  
 -:-:- No data available at this section  
 NA No data available



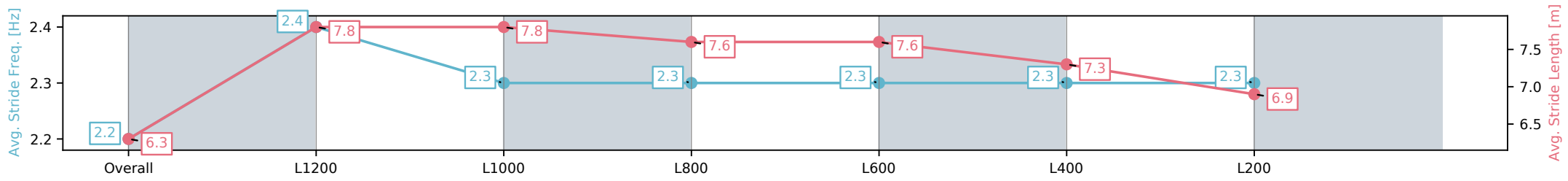
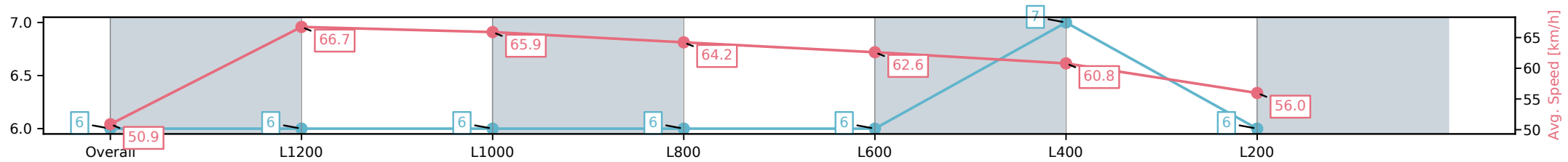
Horse/Jockey Name	STARLITE VALLEY/Rochelle Milnes
Finish Rank	6
Fastest Section Time (Section)	0:10.80 (L1200)
Top Speed [km/h] (Section)	69.0 (Overall)
Race State	Finished



Morphettville Parks SA - Professional  
 Race 9: Sportsbet Set A Deposit Limit Handicap - 1400m  
 01 March 2025 - 5:19PM  
 Track Rating: Good 4, Weather: Fine, Rail Position: +6m Entire Sectional 608m



Section	Overall	L1200	L1000	L800	L600	L400	L200
Section Times	1:23.84[6] (0:14.16)	1:09.68[6] (0:10.80)	0:58.88[6] (0:11.11)	0:47.77[6] (0:11.28)	0:36.49[6] (0:11.71)	0:24.78[7] (0:11.92)	0:12.86[6] (0:12.86)
Average Speed [km/h]	50.9	66.7	65.9	64.2	62.6	60.8	56.0
Top Speed [km/h]	66.7	69.0	66.9	65.9	63.8	62.5	59.0
Avg. Dist. to Rail [m]	5.0	3.1	3.2	2.8	3.1	3.9	5.7
Avg. Stride Freq. [Hz]	2.2	2.4	2.3	2.3	2.3	2.3	2.3
Avg. Stride Length [m]	6.3	7.8	7.8	7.6	7.6	7.3	6.9



[ ] Ranking at each section and finish  
 -:-:- No data available at this section  
 NA No data available

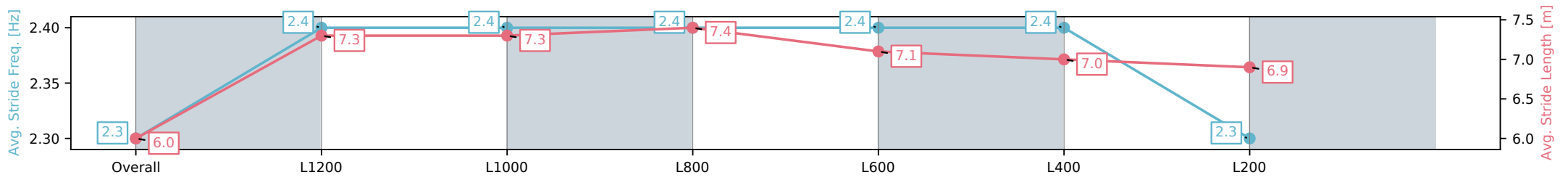
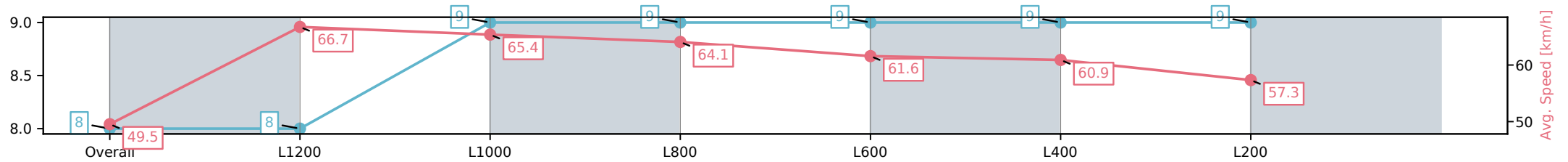
Horse/Jockey Name	DOCINTHE/Jacob Opperman
Finish Rank	8
Fastest Section Time (Section)	0:10.80 (L1200)
Top Speed [km/h] (Section)	67.3 (Overall)
Race State	Finished



Morphettville Parks SA - Professional  
 Race 9: Sportsbet Set A Deposit Limit Handicap - 1400m  
 01 March 2025 - 5:19PM  
 Track Rating: Good 4, Weather: Fine, Rail Position: +6m Entire Sectional 608m



Section	Overall	L1200	L1000	L800	L600	L400	L200
Section Times	1:23.92[8] (0:14.55)	1:09.37[8] (0:10.80)	0:58.57[9] (0:11.06)	0:47.51[9] (0:11.26)	0:36.25[9] (0:11.80)	0:24.45[9] (0:11.90)	0:12.55[9] (0:12.55)
Average Speed [km/h]	49.5	66.7	65.4	64.1	61.6	60.9	57.3
Top Speed [km/h]	66.0	67.3	66.2	65.4	62.7	61.6	60.7
Avg. Dist. to Rail [m]	5.0	1.1	1.1	0.6	1.9	2.1	1.3
Avg. Stride Freq. [Hz]	2.3	2.4	2.4	2.4	2.4	2.4	2.3
Avg. Stride Length [m]	6.0	7.3	7.3	7.4	7.1	7.0	6.9



[ ] Ranking at each section and finish  
 -:-:- No data available at this section  
 NA No data available

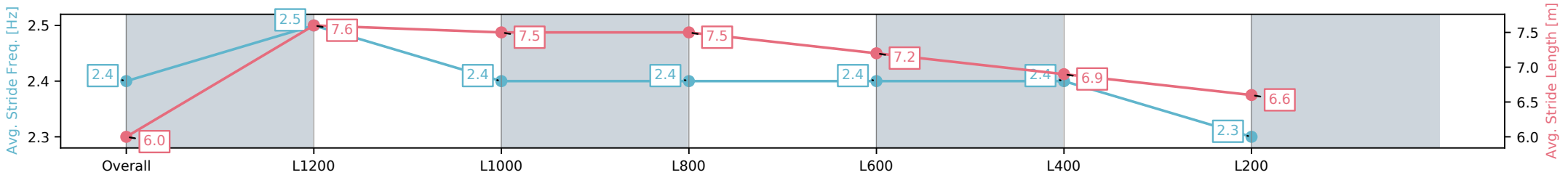
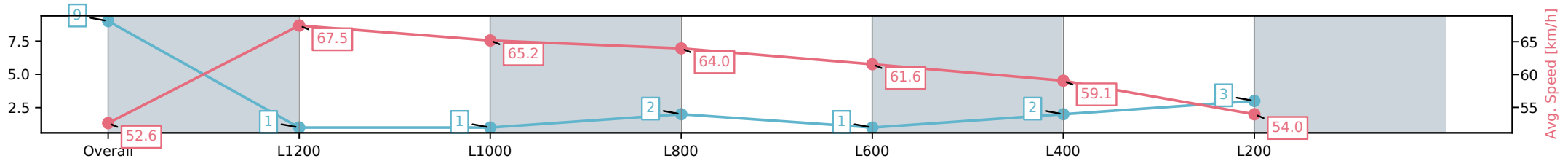
Horse/Jockey Name	LUCKY FORTUNA/Justin Potter
Finish Rank	9
Fastest Section Time (Section)	0:10.69 (L1200)
Top Speed [km/h] (Section)	69.0 (Overall)
Race State	Finished



Morphettville Parks SA - Professional  
 Race 9: Sportsbet Set A Deposit Limit Handicap - 1400m  
 01 March 2025 - 5:19PM  
 Track Rating: Good 4, Weather: Fine, Rail Position: +6m Entire Sectional 608m



Section	Overall	L1200	L1000	L800	L600	L400	L200
Section Times	1:24.21[9] (0:13.69)	1:10.52[1] (0:10.69)	0:59.83[1] (0:11.13)	0:48.70[2] (0:11.34)	0:37.36[1] (0:11.81)	0:25.55[2] (0:12.20)	0:13.35[3] (0:13.35)
Average Speed [km/h]	52.6	67.5	65.2	64.0	61.6	59.1	54.0
Top Speed [km/h]	68.2	69.0	67.0	65.4	63.0	61.2	57.0
Avg. Dist. to Rail [m]	7.2	2.8	1.7	2.3	1.8	0.5	0.6
Avg. Stride Freq. [Hz]	2.4	2.5	2.4	2.4	2.4	2.4	2.3
Avg. Stride Length [m]	6.0	7.6	7.5	7.5	7.2	6.9	6.6



[ ] Ranking at each section and finish  
 -:-:- No data available at this section  
 NA No data available