



RACINGSA

Morphettville Parks SA
Race 8: Happy 21st Willski Handicap - 1400m
01 March 2025 - 4:40PM



Morphettville

Track Rating: Good 4, Weather: Fine, Rail Position: +6m Entire Sectional 608m

Table with columns: Section, Field Times, Position, #, Horse/Jockey, Barrier, Top Speed [km/h], Fastest Section, First 400m, Overall, L1200, L1000, L800, L600, L400, Distance Travelled From Winner [m]. Rows include horses like PORTER, RUBAMOS, EXALTED FIRE, LET'S GET DOWN, WINDSTORM, PRINCE JOFRA, LAKE'S FOLLY, and DIXIE WHISTLER.

Scratched: Capper Thirtynine (#4), Titan Of Choice (#5)

- [ ] Position in running at each section and finish
# Saddle cloth number
-:-:- No data available at this section
DNF Did not finish
NA No data available
DNT Did not track
[ ] Background shading for fastest section



RACINGSA

Morphettville Parks SA  
Race 8: Happy 21st Willski Handicap - 1400m  
01 March 2025 - 4:40PM



Morphettville

Track Rating: Good 4, Weather: Fine, Rail Position: +6m Entire Sectional 608m

Section  
Field Times

L200  
0:12.52  
(0:12.52)

| Position | #  | Horse/Jockey                            | Barrier | Top Speed [km/h]  | Fastest Section      | First 400m | Margin                   |         |  |  |  |  |  | Distance Travelled From Winner [m] |
|----------|----|---|---------|-------------------|----------------------|------------|--------------------------|---------|--|--|--|--|--|------------------------------------|
| 1        | 9  | <b>PORTER</b><br>Rochelle Milnes        | 1       | 67.6<br>1400-1200 | 0:10.75<br>1200-1000 | 0:24.83    | 0:12.53 [1]<br>(0:12.53) | 1:22.32 |  |  |  |  |  |                                    |
| 2        | 1  | <b>RUBAMOS</b><br>Taylor Johnstone      | 7       | 68.0<br>1200-1000 | 0:10.83<br>1000-800  | 0:25.26    | 0:12.46 [2]<br>(0:12.46) | 1.08L   |  |  |  |  |  | +6                                 |
| 3        | 7  | <b>EXALTED FIRE</b><br>Jade Doyle       | 2       | 67.9<br>1000-800  | 0:10.85<br>1000-800  | 0:25.40    | 0:12.56 [4]<br>(0:12.56) | 4.55L   |  |  |  |  |  | +1                                 |
| 4        | 6  | <b>LET'S GET DOWN</b><br>Kayla Crowther | 4       | 68.7<br>1400-1200 | 0:10.68<br>1200-1000 | 0:24.86    | 0:12.98 [3]<br>(0:12.98) | 4.62L   |  |  |  |  |  | +2                                 |
| 5        | 2  | <b>WINDSTORM</b><br>Jake Toeroek        | 6       | 68.2<br>1000-800  | 0:10.81<br>800-600   | 0:25.94    | 0:12.26 [6]<br>(0:12.26) | 4.87L   |  |  |  |  |  | +6                                 |
| 6        | 3  | <b>PRINCE JOFRA</b><br>Ben Price        | 8       | 68.8<br>1000-800  | 0:10.84<br>800-600   | 0:25.56    | 0:13.13 [5]<br>(0:13.13) | 8.9L    |  |  |  |  |  | +5                                 |
| 7        | 10 | <b>LAKE'S FOLLY</b><br>Jessica Tzaferis | 5       | 66.7<br>1000-800  | 0:10.94<br>800-600   | 0:25.96    | 0:12.26 [7]<br>(0:12.26) | 9.27L   |  |  |  |  |  | -1                                 |
| 8        | 8  | <b>DIXIE WHISTLER</b><br>Alana Livesey  | 3       | 65.5<br>1000-800  | 0:11.20<br>800-600   | 0:25.78    | 0:12.43 [8]<br>(0:12.43) | 13.57L  |  |  |  |  |  | +5                                 |

Scratched: Capper Thirtynine (#4), Titan Of Choice (#5)

- [ ] Position in running at each section and finish
- #: Saddle cloth number
- :-:-- No data available at this section
- DNF Did not finish
- NA No data available
- DNT Did not track
- █ Background shading for fastest section

|                                |                        |
|--------------------------------|------------------------|
| Horse/Jockey Name              | PORTER/Rochelle Milnes |
| Finish Rank                    | 1                      |
| Fastest Section Time (Section) | 0:10.75 (L1200)        |
| Top Speed [km/h] (Section)     | 67.6 (Overall)         |
| Race State                     | Finished               |



Morphettville Parks SA - Professional

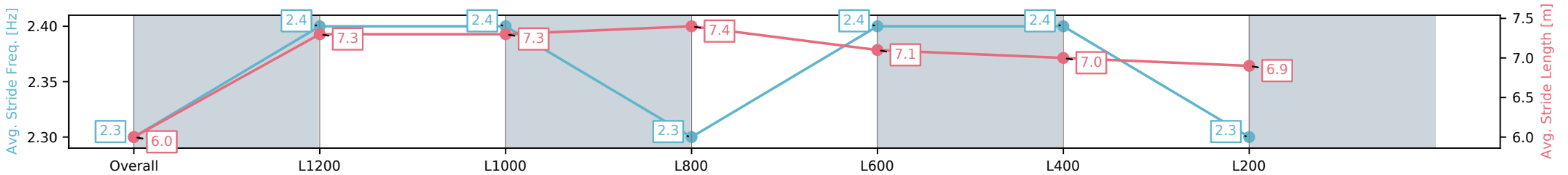
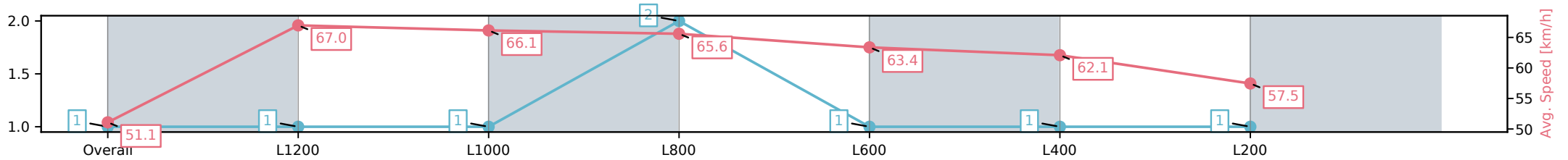
Race 8: Happy 21st Willski Handicap - 1400m

01 March 2025 - 4:40PM

Track Rating: Good 4, Weather: Fine, Rail Position: +6m Entire Sectional 608m



| Section                | Overall                 | L1200                   | L1000                   | L800                    | L600                    | L400                    | L200                    |
|------------------------|-------------------------|-------------------------|-------------------------|-------------------------|-------------------------|-------------------------|-------------------------|
| Section Times          | 1:22.32[1]<br>(0:14.08) | 1:08.24[1]<br>(0:10.75) | 0:57.49[1]<br>(0:10.92) | 0:46.57[2]<br>(0:11.01) | 0:35.56[1]<br>(0:11.40) | 0:24.16[1]<br>(0:11.63) | 0:12.53[1]<br>(0:12.53) |
| Average Speed [km/h]   | 51.1                    | 67.0                    | 66.1                    | 65.6                    | 63.4                    | 62.1                    | 57.5                    |
| Top Speed [km/h]       | 65.6                    | 67.6                    | 67.0                    | 66.8                    | 64.0                    | 62.7                    | 60.9                    |
| Avg. Dist. to Rail [m] | 1.8                     | 1.3                     | 0.6                     | 0.7                     | 1.0                     | 1.0                     | 1.8                     |
| Avg. Stride Freq. [Hz] | 2.3                     | 2.4                     | 2.4                     | 2.3                     | 2.4                     | 2.4                     | 2.3                     |
| Avg. Stride Length [m] | 6.0                     | 7.3                     | 7.3                     | 7.4                     | 7.1                     | 7.0                     | 6.9                     |



[ ] Ranking at each section and finish  
 -:-:- No data available at this section  
 NA No data available

|                                |                          |
|--------------------------------|--------------------------|
| Horse/Jockey Name              | RUBAMOS/Taylor Johnstone |
| Finish Rank                    | 2                        |
| Fastest Section Time (Section) | 0:10.83 (L1000)          |
| Top Speed [km/h] (Section)     | 68.0 (L1200)             |
| Race State                     | Finished                 |



Morphettville Parks SA - Professional

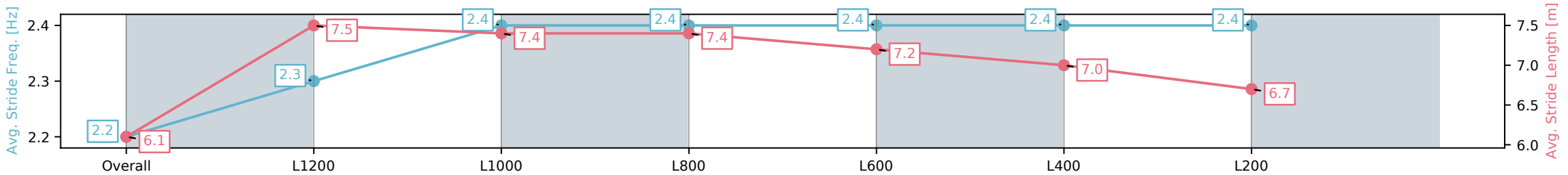
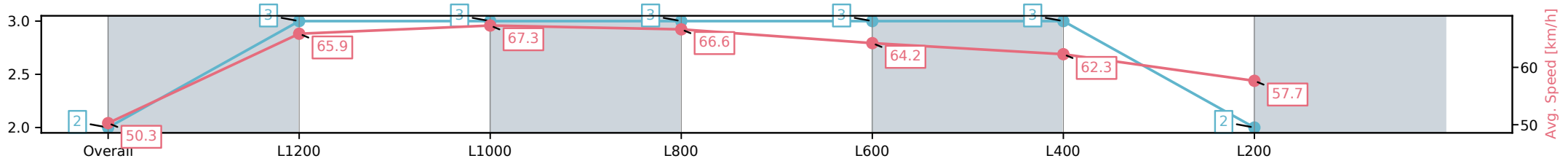
Race 8: Happy 21st Willski Handicap - 1400m

01 March 2025 - 4:40PM

Track Rating: Good 4, Weather: Fine, Rail Position: +6m Entire Sectional 608m



| Section                | Overall                 | L1200                   | L1000                   | L800                    | L600                    | L400                    | L200                    |
|------------------------|-------------------------|-------------------------|-------------------------|-------------------------|-------------------------|-------------------------|-------------------------|
| Section Times          | 1:22.48[2]<br>(0:14.33) | 1:08.15[3]<br>(0:10.93) | 0:57.22[3]<br>(0:10.83) | 0:46.39[3]<br>(0:10.85) | 0:35.54[3]<br>(0:11.39) | 0:24.15[3]<br>(0:11.69) | 0:12.46[2]<br>(0:12.46) |
| Average Speed [km/h]   | 50.3                    | 65.9                    | 67.3                    | 66.6                    | 64.2                    | 62.3                    | 57.7                    |
| Top Speed [km/h]       | 63.7                    | 66.9                    | 68.0                    | 67.9                    | 65.3                    | 63.1                    | 61.1                    |
| Avg. Dist. to Rail [m] | 6.4                     | 2.8                     | 2.4                     | 2.1                     | 2.9                     | 5.2                     | 5.2                     |
| Avg. Stride Freq. [Hz] | 2.2                     | 2.3                     | 2.4                     | 2.4                     | 2.4                     | 2.4                     | 2.4                     |
| Avg. Stride Length [m] | 6.1                     | 7.5                     | 7.4                     | 7.4                     | 7.4                     | 7.0                     | 6.7                     |



- [ ] Ranking at each section and finish
- :-:- No data available at this section
- NA No data available

|                                |                         |
|--------------------------------|-------------------------|
| Horse/Jockey Name              | EXALTED FIRE/Jade Doyle |
| Finish Rank                    | 3                       |
| Fastest Section Time (Section) | 0:10.85 (L1000)         |
| Top Speed [km/h] (Section)     | 67.9 (L1000)            |
| Race State                     | Finished                |



Morphettville Parks SA - Professional

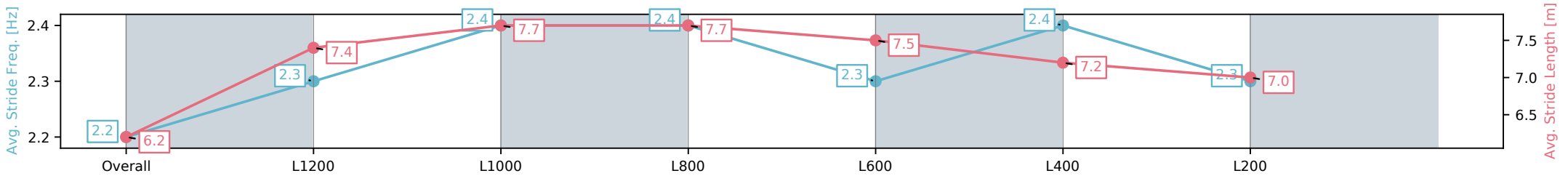
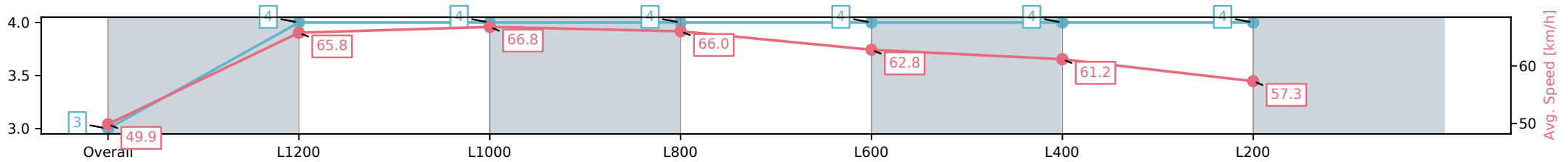
Race 8: Happy 21st Willski Handicap - 1400m

01 March 2025 - 4:40PM

Track Rating: Good 4, Weather: Fine, Rail Position: +6m Entire Sectional 608m



| Section                | Overall                 | L1200                   | L1000                   | L800                    | L600                    | L400                    | L200                    |
|------------------------|-------------------------|-------------------------|-------------------------|-------------------------|-------------------------|-------------------------|-------------------------|
| Section Times          | 1:23.02[3]<br>(0:14.42) | 1:08.60[4]<br>(0:10.98) | 0:57.62[4]<br>(0:10.85) | 0:46.77[4]<br>(0:10.92) | 0:35.85[4]<br>(0:11.51) | 0:24.34[4]<br>(0:11.78) | 0:12.56[4]<br>(0:12.56) |
| Average Speed [km/h]   | 49.9                    | 65.8                    | 66.8                    | 66.0                    | 62.8                    | 61.2                    | 57.3                    |
| Top Speed [km/h]       | 65.7                    | 66.8                    | 67.9                    | 67.9                    | 64.9                    | 62.8                    | 60.5                    |
| Avg. Dist. to Rail [m] | 2.2                     | 1.5                     | 1.3                     | 1.4                     | 0.6                     | 0.5                     | 0.7                     |
| Avg. Stride Freq. [Hz] | 2.2                     | 2.3                     | 2.4                     | 2.4                     | 2.3                     | 2.4                     | 2.3                     |
| Avg. Stride Length [m] | 6.2                     | 7.4                     | 7.7                     | 7.7                     | 7.5                     | 7.2                     | 7.0                     |



[ ] Ranking at each section and finish  
 -:-:- No data available at this section  
 NA No data available

|                                |                               |
|--------------------------------|-------------------------------|
| Horse/Jockey Name              | LET'S GET DOWN/Kayla Crowther |
| Finish Rank                    | 4                             |
| Fastest Section Time (Section) | 0:10.68 (L1200)               |
| Top Speed [km/h] (Section)     | 68.7 (Overall)                |
| Race State                     | Finished                      |



Morphettville Parks SA - Professional

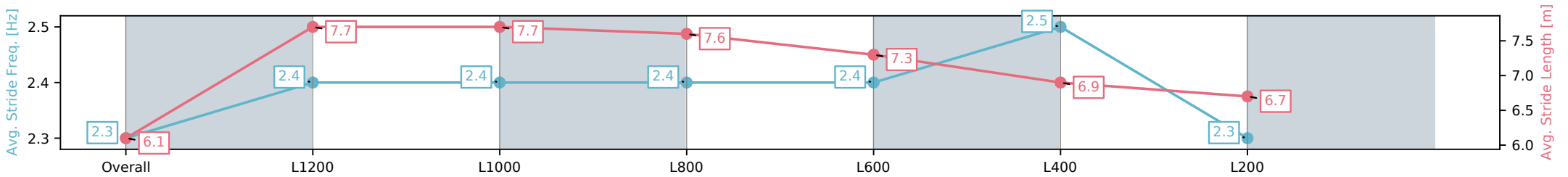
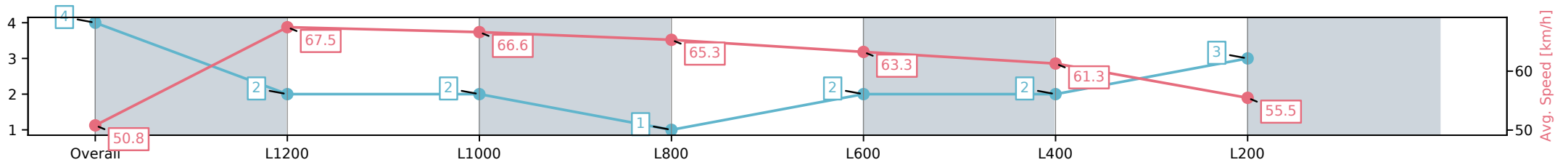
Race 8: Happy 21st Willski Handicap - 1400m

01 March 2025 - 4:40PM

Track Rating: Good 4, Weather: Fine, Rail Position: +6m Entire Sectional 608m



| Section                | Overall                 | L1200                   | L1000                   | L800                    | L600                    | L400                    | L200                    |
|------------------------|-------------------------|-------------------------|-------------------------|-------------------------|-------------------------|-------------------------|-------------------------|
| Section Times          | 1:23.03[4]<br>(0:14.18) | 1:08.85[2]<br>(0:10.68) | 0:58.17[2]<br>(0:10.88) | 0:47.29[1]<br>(0:11.07) | 0:36.22[2]<br>(0:11.44) | 0:24.78[2]<br>(0:11.80) | 0:12.98[3]<br>(0:12.98) |
| Average Speed [km/h]   | 50.8                    | 67.5                    | 66.6                    | 65.3                    | 63.3                    | 61.3                    | 55.5                    |
| Top Speed [km/h]       | 65.4                    | 68.7                    | 67.8                    | 67.3                    | 64.0                    | 62.8                    | 59.6                    |
| Avg. Dist. to Rail [m] | 3.9                     | 2.3                     | 1.5                     | 1.8                     | 1.2                     | 2.1                     | 2.6                     |
| Avg. Stride Freq. [Hz] | 2.3                     | 2.4                     | 2.4                     | 2.4                     | 2.4                     | 2.5                     | 2.3                     |
| Avg. Stride Length [m] | 6.1                     | 7.7                     | 7.7                     | 7.6                     | 7.3                     | 6.9                     | 6.7                     |



[ ] Ranking at each section and finish  
 -:-:- No data available at this section  
 NA No data available

|                                |                        |
|--------------------------------|------------------------|
| Horse/Jockey Name              | WINDSTORM/Jake Toeroek |
| Finish Rank                    | 5                      |
| Fastest Section Time (Section) | 0:10.81 (L800)         |
| Top Speed [km/h] (Section)     | 68.2 (L1000)           |
| Race State                     | Finished               |



Morphettville Parks SA - Professional

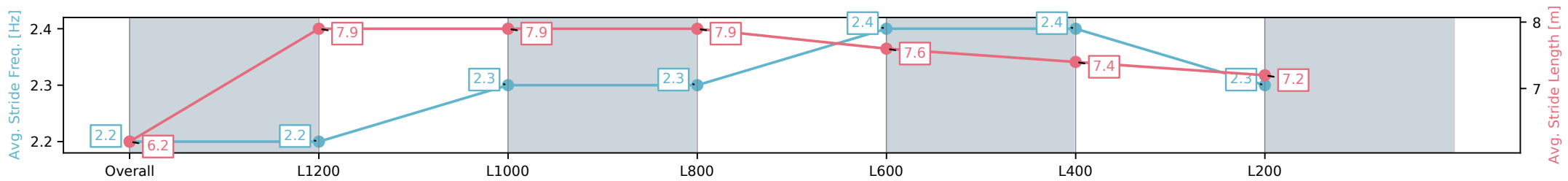
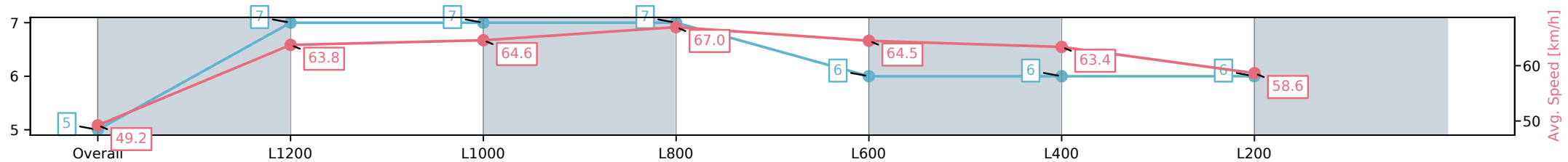
Race 8: Happy 21st Willski Handicap - 1400m

01 March 2025 - 4:40PM

Track Rating: Good 4, Weather: Fine, Rail Position: +6m Entire Sectional 608m



| Section                | Overall                 | L1200                   | L1000                   | L800                    | L600                    | L400                    | L200                    |
|------------------------|-------------------------|-------------------------|-------------------------|-------------------------|-------------------------|-------------------------|-------------------------|
| Section Times          | 1:23.07[5]<br>(0:14.63) | 1:08.44[7]<br>(0:11.31) | 0:57.13[7]<br>(0:11.27) | 0:45.86[7]<br>(0:10.81) | 0:35.05[6]<br>(0:11.34) | 0:23.71[6]<br>(0:11.45) | 0:12.26[6]<br>(0:12.26) |
| Average Speed [km/h]   | 49.2                    | 63.8                    | 64.6                    | 67.0                    | 64.5                    | 63.4                    | 58.6                    |
| Top Speed [km/h]       | 61.7                    | 64.8                    | 65.8                    | 68.2                    | 65.4                    | 64.5                    | 62.5                    |
| Avg. Dist. to Rail [m] | 4.8                     | 2.7                     | 2.2                     | 3.0                     | 2.8                     | 4.3                     | 5.7                     |
| Avg. Stride Freq. [Hz] | 2.2                     | 2.2                     | 2.3                     | 2.3                     | 2.4                     | 2.4                     | 2.3                     |
| Avg. Stride Length [m] | 6.2                     | 7.9                     | 7.9                     | 7.9                     | 7.6                     | 7.4                     | 7.2                     |



[ ] Ranking at each section and finish  
 -:-:- No data available at this section  
 NA No data available

|                                |                        |
|--------------------------------|------------------------|
| Horse/Jockey Name              | PRINCE JOFRA/Ben Price |
| Finish Rank                    | 6                      |
| Fastest Section Time (Section) | 0:10.84 (L800)         |
| Top Speed [km/h] (Section)     | 68.8 (L1000)           |
| Race State                     | Finished               |



Morphettville Parks SA - Professional

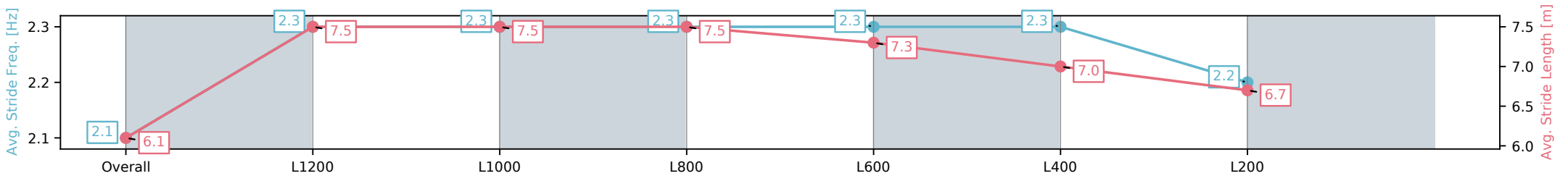
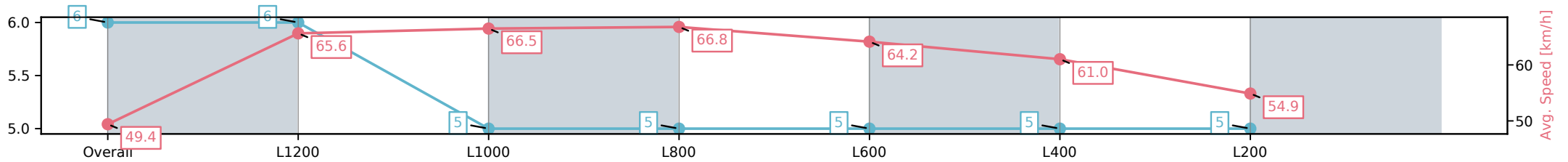
Race 8: Happy 21st Willski Handicap - 1400m

01 March 2025 - 4:40PM

Track Rating: Good 4, Weather: Fine, Rail Position: +6m Entire Sectional 608m



| Section                | Overall                 | L1200                   | L1000                   | L800                    | L600                    | L400                    | L200                    |
|------------------------|-------------------------|-------------------------|-------------------------|-------------------------|-------------------------|-------------------------|-------------------------|
| Section Times          | 1:23.70[6]<br>(0:14.59) | 1:09.11[6]<br>(0:10.97) | 0:58.14[5]<br>(0:10.95) | 0:47.19[5]<br>(0:10.84) | 0:36.35[5]<br>(0:11.35) | 0:25.00[5]<br>(0:11.87) | 0:13.13[5]<br>(0:13.13) |
| Average Speed [km/h]   | 49.4                    | 65.6                    | 66.5                    | 66.8                    | 64.2                    | 61.0                    | 54.9                    |
| Top Speed [km/h]       | 63.9                    | 67.4                    | 67.7                    | 68.8                    | 66.1                    | 63.3                    | 58.5                    |
| Avg. Dist. to Rail [m] | 7.1                     | 3.6                     | 2.1                     | 1.6                     | 2.2                     | 4.0                     | 4.9                     |
| Avg. Stride Freq. [Hz] | 2.1                     | 2.3                     | 2.3                     | 2.3                     | 2.3                     | 2.3                     | 2.2                     |
| Avg. Stride Length [m] | 6.1                     | 7.5                     | 7.5                     | 7.5                     | 7.5                     | 7.3                     | 6.7                     |



[ ] Ranking at each section and finish  
 -:-:- No data available at this section  
 NA No data available



|                                |                               |
|--------------------------------|-------------------------------|
| Horse/Jockey Name              | LAKE'S FOLLY/Jessica Tzaferis |
| Finish Rank                    | 7                             |
| Fastest Section Time (Section) | 0:10.94 (L800)                |
| Top Speed [km/h] (Section)     | 66.7 (L1000)                  |
| Race State                     | Finished                      |



Morphettville Parks SA - Professional

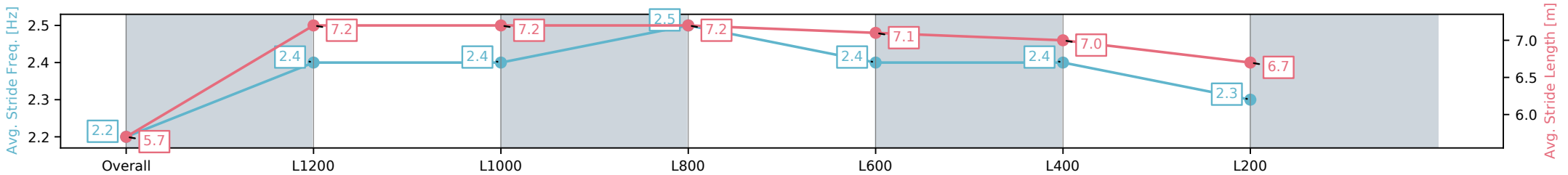
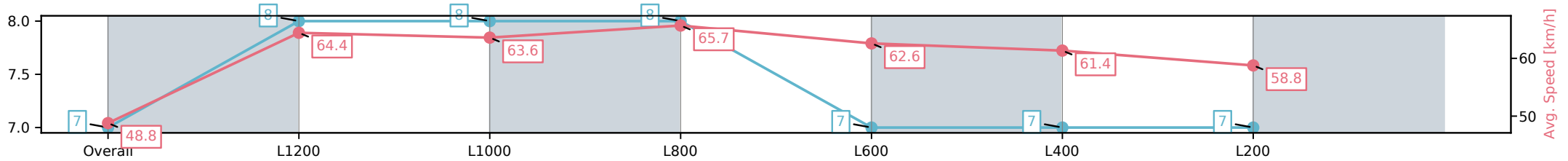
Race 8: Happy 21st Willski Handicap - 1400m

01 March 2025 - 4:40PM

Track Rating: Good 4, Weather: Fine, Rail Position: +6m Entire Sectional 608m



| Section                | Overall                 | L1200                   | L1000                   | L800                    | L600                    | L400                    | L200                    |
|------------------------|-------------------------|-------------------------|-------------------------|-------------------------|-------------------------|-------------------------|-------------------------|
| Section Times          | 1:23.76[7]<br>(0:14.78) | 1:08.98[8]<br>(0:11.18) | 0:57.80[8]<br>(0:11.31) | 0:46.49[8]<br>(0:10.94) | 0:35.55[7]<br>(0:11.53) | 0:24.02[7]<br>(0:11.76) | 0:12.26[7]<br>(0:12.26) |
| Average Speed [km/h]   | 48.8                    | 64.4                    | 63.6                    | 65.7                    | 62.6                    | 61.4                    | 58.8                    |
| Top Speed [km/h]       | 63.0                    | 65.4                    | 65.3                    | 66.7                    | 64.7                    | 61.8                    | 61.4                    |
| Avg. Dist. to Rail [m] | 2.7                     | 0.7                     | 0.3                     | 0.5                     | 0.8                     | 1.9                     | 2.9                     |
| Avg. Stride Freq. [Hz] | 2.2                     | 2.4                     | 2.4                     | 2.5                     | 2.4                     | 2.4                     | 2.3                     |
| Avg. Stride Length [m] | 5.7                     | 7.2                     | 7.2                     | 7.2                     | 7.1                     | 7.0                     | 6.7                     |



[ ] Ranking at each section and finish  
 -:-:- No data available at this section  
 NA No data available

|                                |                              |
|--------------------------------|------------------------------|
| Horse/Jockey Name              | DIXIE WHISTLER/Alana Livesey |
| Finish Rank                    | 8                            |
| Fastest Section Time (Section) | 0:11.20 (L800)               |
| Top Speed [km/h] (Section)     | 65.5 (L1000)                 |
| Race State                     | Finished                     |



Morphettville Parks SA - Professional

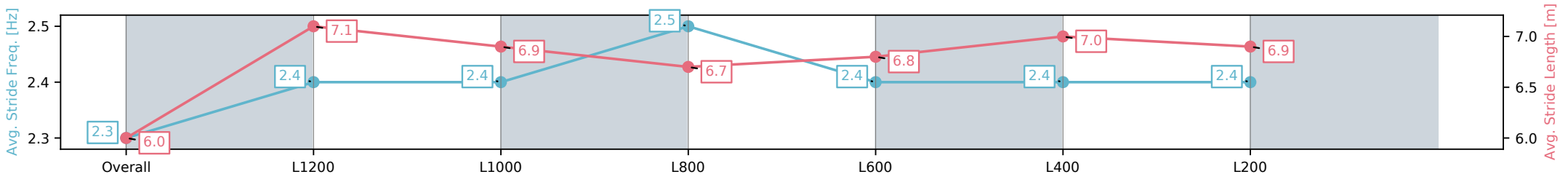
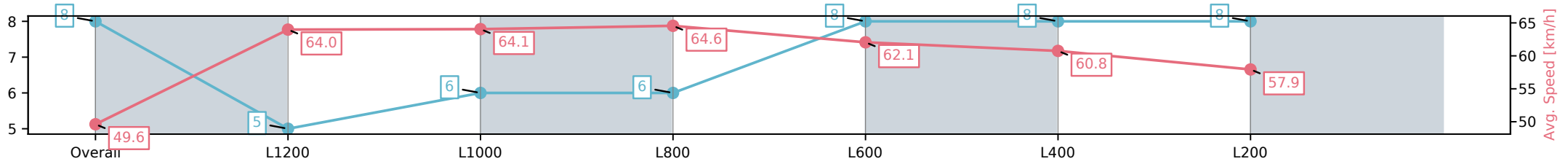
Race 8: Happy 21st Willski Handicap - 1400m

01 March 2025 - 4:40PM

Track Rating: Good 4, Weather: Fine, Rail Position: +6m Entire Sectional 608m



| Section                | Overall                 | L1200                   | L1000                   | L800                    | L600                    | L400                    | L200                    |
|------------------------|-------------------------|-------------------------|-------------------------|-------------------------|-------------------------|-------------------------|-------------------------|
| Section Times          | 1:24.42[8]<br>(0:14.46) | 1:09.96[5]<br>(0:11.32) | 0:58.64[6]<br>(0:11.35) | 0:47.29[6]<br>(0:11.20) | 0:36.09[8]<br>(0:11.75) | 0:24.34[8]<br>(0:11.91) | 0:12.43[8]<br>(0:12.43) |
| Average Speed [km/h]   | 49.6                    | 64.0                    | 64.1                    | 64.6                    | 62.1                    | 60.8                    | 57.9                    |
| Top Speed [km/h]       | 64.6                    | 64.9                    | 64.9                    | 65.5                    | 63.2                    | 62.6                    | 60.3                    |
| Avg. Dist. to Rail [m] | 3.4                     | 2.6                     | 2.3                     | 2.0                     | 2.0                     | 3.7                     | 5.2                     |
| Avg. Stride Freq. [Hz] | 2.3                     | 2.4                     | 2.4                     | 2.5                     | 2.4                     | 2.4                     | 2.4                     |
| Avg. Stride Length [m] | 6.0                     | 7.1                     | 6.9                     | 6.7                     | 6.8                     | 7.0                     | 6.9                     |



- [ ] Ranking at each section and finish
- :-:- No data available at this section
- NA No data available