



RACINGSA

# Morphettville Parks SA

## Race 4: The Fotobase Group Handicap - 1550m

01 March 2025 - 2:13PM



Morphettville

Track Rating: Good 4, Weather: Fine, Rail Position: +6m Entire Sectional 608m

| Section     |   |   |         |                   |                      |            |                      | Overall                  | L1400                    | L1200                    | L1000                    | L800                     | L600                 |                                    |  |
|-------------|---|---|---------|-------------------|----------------------|------------|----------------------|--------------------------|--------------------------|--------------------------|--------------------------|--------------------------|----------------------|------------------------------------|--|
| Field Times |   |   |         |                   |                      |            |                      | 1:33.55<br>(0:11.92)     | 1:21.63<br>(0:10.86)     | 1:10.77<br>(0:10.96)     | 0:59.81<br>(0:11.36)     | 0:48.45<br>(0:11.64)     | 0:36.81<br>(0:12.07) |                                    |  |
| Position    | # | Horse/Jockey                              | Barrier | Top Speed [km/h]  | Fastest Section      | First 400m |                      |                          |                          |                          |                          |                          |                      | Distance Travelled From Winner [m] |  |
| 1           | 6 | <b>SPARKUP</b><br>Ben Price               | 5       | 68.0<br>1400-1200 | 0:10.75<br>1400-1200 | 0:25.59    | 1:33.55<br>(0:12.07) | 1:21.48 [3]<br>(0:10.75) | 1:10.73 [2]<br>(0:11.19) | 0:59.54 [2]<br>(0:11.37) | 0:48.17 [2]<br>(0:11.54) | 0:36.63 [2]<br>(0:12.05) |                      |                                    |  |
| 2           | 1 | <b>BAD DETECTIVE</b><br>Jason Holder      | 4       | 67.3<br>1400-1200 | 0:10.86<br>1400-1200 | 0:25.49    | 1:33.93<br>(0:11.92) | 1:22.01 [1]<br>(0:10.86) | 1:11.15 [1]<br>(0:10.96) | 1:00.19 [1]<br>(0:11.36) | 0:48.83 [1]<br>(0:11.63) | 0:37.20 [1]<br>(0:12.07) | -5                   |                                    |  |
| 3           | 5 | <b>WILLIAMSTOWN</b><br>Caitlin Jones      | 2       | 67.8<br>1200-1000 | 0:11.16<br>1200-1000 | 0:26.23    | 1:33.95<br>(0:12.22) | 1:21.73 [7]<br>(0:11.20) | 1:10.53 [7]<br>(0:11.16) | 0:59.37 [6]<br>(0:11.35) | 0:48.02 [6]<br>(0:11.62) | 0:36.40 [7]<br>(0:11.89) | +1                   |                                    |  |
| 4           | 2 | <b>BULLET WING</b><br>Taylor Johnstone    | 8       | 66.3<br>1400-1200 | 0:11.08<br>1400-1200 | 0:25.94    | 1:34.35<br>(0:11.97) | 1:22.38 [2]<br>(0:11.08) | 1:11.30 [4]<br>(0:11.28) | 1:00.02 [4]<br>(0:11.38) | 0:48.64 [5]<br>(0:11.54) | 0:37.10 [4]<br>(0:12.13) | +5                   |                                    |  |
| 5           | 4 | <b>WEST CLIFF</b><br>Jacob Opperman       | 7       | 65.5<br>1400-1200 | 0:11.16<br>1400-1200 | 0:26.18    | 1:34.58<br>(0:12.18) | 1:22.40 [6]<br>(0:11.16) | 1:11.24 [6]<br>(0:11.26) | 0:59.98 [7]<br>(0:11.37) | 0:48.61 [7]<br>(0:11.49) | 0:37.12 [6]<br>(0:12.11) | +7                   |                                    |  |
| 6           | 9 | <b>BELLA KATHLEEN</b><br>Stacey Metcalfe  | 1       | 67.0<br>1200-1000 | 0:10.90<br>1400-1200 | 0:25.85    | 1:34.70<br>(0:12.11) | 1:22.59 [4]<br>(0:10.90) | 1:11.69 [3]<br>(0:11.10) | 1:00.59 [3]<br>(0:11.40) | 0:49.19 [3]<br>(0:11.75) | 0:37.44 [5]<br>(0:12.26) | -1                   |                                    |  |
| 7           | 8 | <b>LA PERENTIE</b><br>Felicity Atkinson   | 6       | 65.7<br>1400-1200 | 0:11.19<br>1400-1200 | 0:26.30    | 1:34.73<br>(0:12.23) | 1:22.50 [8]<br>(0:11.19) | 1:11.31 [7]<br>(0:11.38) | 0:59.93 [8]<br>(0:11.32) | 0:48.61 [8]<br>(0:11.65) | 0:36.96 [8]<br>(0:12.10) | +1                   |                                    |  |
| 8           | 7 | <b>SAINT MICHAEL</b><br>Kayla Crowther    | 3       | 66.0<br>1400-1200 | 0:11.02<br>1400-1200 | 0:25.95    | 1:34.90<br>(0:12.16) | 1:22.74 [5]<br>(0:11.02) | 1:11.72 [5]<br>(0:11.16) | 1:00.56 [5]<br>(0:11.34) | 0:49.22 [4]<br>(0:11.56) | 0:37.65 [3]<br>(0:11.98) | +0                   |                                    |  |
| 9           | 3 | <b>FOREVER WAITING</b><br>Rochelle Milnes | 9       | 67.9<br>1400-1200 | 0:11.18<br>1400-1200 | 0:26.33    | 1:34.99<br>(0:12.28) | 1:22.71 [9]<br>(0:11.18) | 1:11.53 [9]<br>(0:11.46) | 1:00.07 [9]<br>(0:11.43) | 0:48.64 [9]<br>(0:11.63) | 0:37.01 [9]<br>(0:12.15) | +4                   |                                    |  |

- [ ] Position in running at each section and finish
- #: Saddle cloth number
- :--:-- No data available at this section
- DNF Did not finish
- NA No data available
- DNT Did not track
- █ Background shading for fastest section



RACINGSA

# Morphettville Parks SA

## Race 4: The Fotobase Group Handicap - 1550m

01 March 2025 - 2:13PM



Morphettville

Track Rating: Good 4, Weather: Fine, Rail Position: +6m Entire Sectional 608m

### Section Field Times

L400  
0:24.74  
(0:12.21)

L200  
0:12.53  
(0:12.53)

| Position | # | Horse/Jockey                              | Barrier | Top Speed [km/h]  | Fastest Section      | First 400m | L400<br>0:24.74<br>(0:12.21) | L200<br>0:12.53<br>(0:12.53) | Margin  | Distance Travelled From Winner [m] |
|----------|---|---|---------|-------------------|----------------------|------------|------------------------------|------------------------------|---------|------------------------------------|
| 1        | 6 | <b>SPARKUP</b><br>Ben Price               | 5       | 68.0<br>1400-1200 | 0:10.75<br>1400-1200 | 0:25.59    | 0:24.58 [2]<br>(0:12.12)     | 0:12.46 [2]<br>(0:12.46)     | 1:33.55 |                                    |
| 2        | 1 | <b>BAD DETECTIVE</b><br>Jason Holder      | 4       | 67.3<br>1400-1200 | 0:10.86<br>1400-1200 | 0:25.49    | 0:25.13 [1]<br>(0:12.21)     | 0:12.92 [1]<br>(0:12.92)     | 2.3L    | -5                                 |
| 3        | 5 | <b>WILLIAMSTOWN</b><br>Caitlin Jones      | 2       | 67.8<br>1200-1000 | 0:11.16<br>1200-1000 | 0:26.23    | 0:24.51 [5]<br>(0:12.09)     | 0:12.42 [3]<br>(0:12.42)     | 2.44L   | +1                                 |
| 4        | 2 | <b>BULLET WING</b><br>Taylor Johnstone    | 8       | 66.3<br>1400-1200 | 0:11.08<br>1400-1200 | 0:25.94    | 0:24.97 [4]<br>(0:12.26)     | 0:12.71 [4]<br>(0:12.71)     | 4.83L   | +5                                 |
| 5        | 4 | <b>WEST CLIFF</b><br>Jacob Opperman       | 7       | 65.5<br>1400-1200 | 0:11.16<br>1400-1200 | 0:26.18    | 0:25.01 [7]<br>(0:12.26)     | 0:12.75 [6]<br>(0:12.75)     | 6.22L   | +7                                 |
| 6        | 9 | <b>BELLA KATHLEEN</b><br>Stacey Metcalfe  | 1       | 67.0<br>1200-1000 | 0:10.90<br>1400-1200 | 0:25.85    | 0:25.18 [6]<br>(0:12.46)     | 0:12.72 [7]<br>(0:12.72)     | 6.95L   | -1                                 |
| 7        | 8 | <b>LA PERENTIE</b><br>Felicity Atkinson   | 6       | 65.7<br>1400-1200 | 0:11.19<br>1400-1200 | 0:26.30    | 0:24.86 [8]<br>(0:12.23)     | 0:12.63 [8]<br>(0:12.63)     | 7.12L   | +1                                 |
| 8        | 7 | <b>SAINT MICHAEL</b><br>Kayla Crowther    | 3       | 66.0<br>1400-1200 | 0:11.02<br>1400-1200 | 0:25.95    | 0:25.67 [3]<br>(0:12.45)     | 0:13.22 [5]<br>(0:13.22)     | 8.19L   | +0                                 |
| 9        | 3 | <b>FOREVER WAITING</b><br>Rochelle Milnes | 9       | 67.9<br>1400-1200 | 0:11.18<br>1400-1200 | 0:26.33    | 0:24.86 [9]<br>(0:12.22)     | 0:12.64 [9]<br>(0:12.64)     | 8.74L   | +4                                 |

- [ ] Position in running at each section and finish
- #: Saddle cloth number
- :--- No data available at this section
- DNF Did not finish
- NA No data available
- DNT Did not track
- █ Background shading for fastest section

|                                |                   |
|--------------------------------|-------------------|
| Horse/Jockey Name              | SPARKUP/Ben Price |
| Finish Rank                    | 1                 |
| Fastest Section Time (Section) | 0:10.75 (L1400)   |
| Top Speed [km/h] (Section)     | 68.0 (L1400)      |
| Race State                     | Finished          |



Morphettville Parks SA - Professional

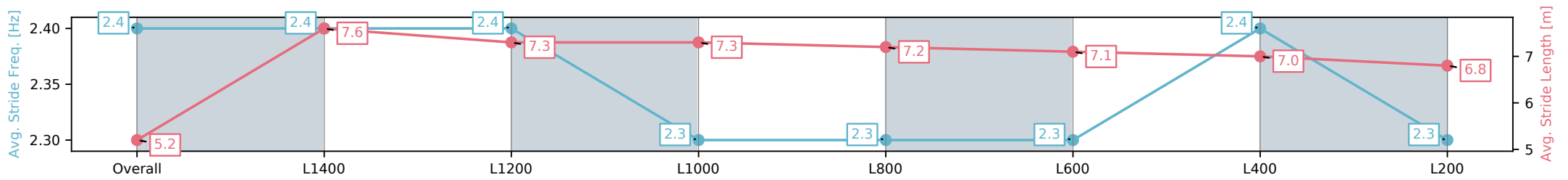
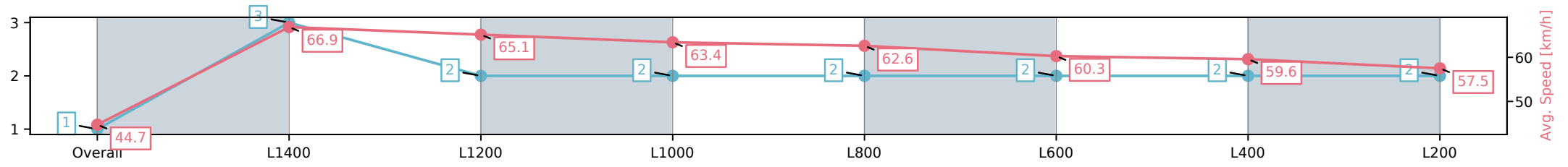
Race 4: The Fotobase Group Handicap - 1550m

01 March 2025 - 2:13PM

Track Rating: Good 4, Weather: Fine, Rail Position: +6m Entire Sectional 608m



| Section                | Overall                 | L1400                   | L1200                   | L1000                   | L800                    | L600                    | L400                    | L200                    |
|------------------------|-------------------------|-------------------------|-------------------------|-------------------------|-------------------------|-------------------------|-------------------------|-------------------------|
| Section Times          | 1:33.55[1]<br>(0:12.07) | 1:21.48[3]<br>(0:10.75) | 1:10.73[2]<br>(0:11.19) | 0:59.54[2]<br>(0:11.37) | 0:48.17[2]<br>(0:11.54) | 0:36.63[2]<br>(0:12.05) | 0:24.58[2]<br>(0:12.12) | 0:12.46[2]<br>(0:12.46) |
| Average Speed [km/h]   | 44.7                    | 66.9                    | 65.1                    | 63.4                    | 62.6                    | 60.3                    | 59.6                    | 57.5                    |
| Top Speed [km/h]       | 65.3                    | 68.0                    | 67.7                    | 63.9                    | 63.2                    | 61.4                    | 60.0                    | 59.6                    |
| Avg. Dist. to Rail [m] | 5.5                     | 1.9                     | 1.5                     | 1.5                     | 1.1                     | 1.5                     | 1.8                     | 1.9                     |
| Avg. Stride Freq. [Hz] | 2.4                     | 2.4                     | 2.4                     | 2.3                     | 2.3                     | 2.3                     | 2.4                     | 2.3                     |
| Avg. Stride Length [m] | 5.2                     | 7.6                     | 7.3                     | 7.3                     | 7.2                     | 7.1                     | 7.0                     | 6.8                     |



[ ] Ranking at each section and finish  
 -:-:- No data available at this section  
 NA No data available

|                                |                            |
|--------------------------------|----------------------------|
| Horse/Jockey Name              | BAD DETECTIVE/Jason Holder |
| Finish Rank                    | 2                          |
| Fastest Section Time (Section) | 0:10.86 (L1400)            |
| Top Speed [km/h] (Section)     | 67.3 (L1400)               |
| Race State                     | Finished                   |



Morphettville Parks SA - Professional

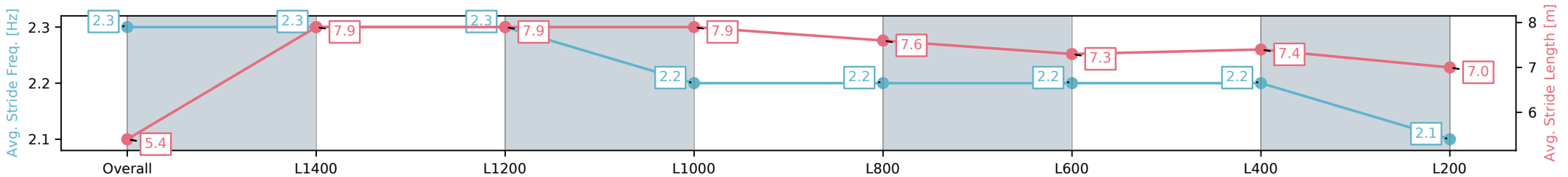
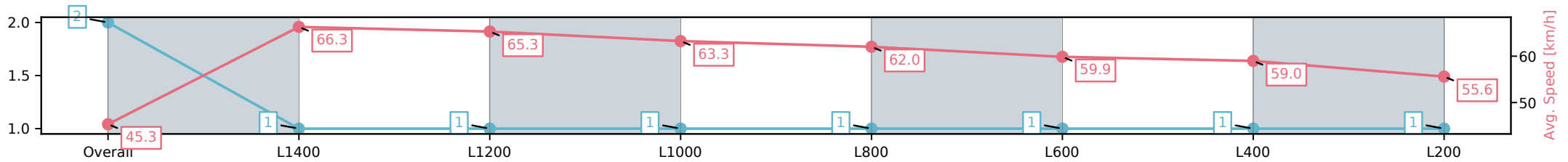
Race 4: The Fotobase Group Handicap - 1550m

01 March 2025 - 2:13PM

Track Rating: Good 4, Weather: Fine, Rail Position: +6m Entire Sectional 608m



| Section                | Overall                 | L1400                   | L1200                   | L1000                   | L800                    | L600                    | L400                    | L200                    |
|------------------------|-------------------------|-------------------------|-------------------------|-------------------------|-------------------------|-------------------------|-------------------------|-------------------------|
| Section Times          | 1:33.93[2]<br>(0:11.92) | 1:22.01[1]<br>(0:10.86) | 1:11.15[1]<br>(0:10.96) | 1:00.19[1]<br>(0:11.36) | 0:48.83[1]<br>(0:11.63) | 0:37.20[1]<br>(0:12.07) | 0:25.13[1]<br>(0:12.21) | 0:12.92[1]<br>(0:12.92) |
| Average Speed [km/h]   | 45.3                    | 66.3                    | 65.3                    | 63.3                    | 62.0                    | 59.9                    | 59.0                    | 55.6                    |
| Top Speed [km/h]       | 65.9                    | 67.3                    | 66.8                    | 63.9                    | 63.2                    | 60.4                    | 59.5                    | 58.2                    |
| Avg. Dist. to Rail [m] | 3.9                     | 0.5                     | 1.0                     | 0.7                     | 0.5                     | 0.6                     | 0.8                     | 0.9                     |
| Avg. Stride Freq. [Hz] | 2.3                     | 2.3                     | 2.3                     | 2.2                     | 2.2                     | 2.2                     | 2.2                     | 2.1                     |
| Avg. Stride Length [m] | 5.4                     | 7.9                     | 7.9                     | 7.9                     | 7.6                     | 7.3                     | 7.4                     | 7.0                     |



[ ] Ranking at each section and finish  
 -:-:- No data available at this section  
 NA No data available

|                                |                            |
|--------------------------------|----------------------------|
| Horse/Jockey Name              | WILLIAMSTOWN/Caitlin Jones |
| Finish Rank                    | 3                          |
| Fastest Section Time (Section) | 0:11.16 (L1200)            |
| Top Speed [km/h] (Section)     | 67.8 (L1200)               |
| Race State                     | Finished                   |



Morphettville Parks SA - Professional

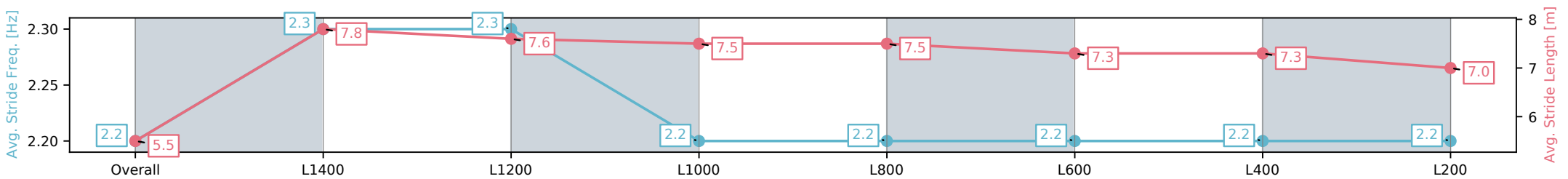
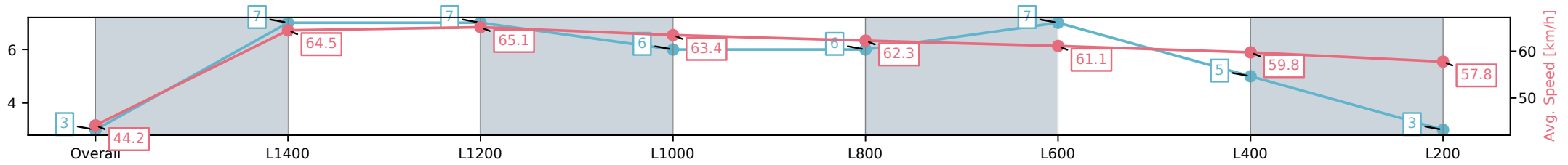
Race 4: The Fotobase Group Handicap - 1550m

01 March 2025 - 2:13PM

Track Rating: Good 4, Weather: Fine, Rail Position: +6m Entire Sectional 608m



| Section                | Overall                 | L1400                   | L1200                   | L1000                   | L800                    | L600                    | L400                    | L200                    |
|------------------------|-------------------------|-------------------------|-------------------------|-------------------------|-------------------------|-------------------------|-------------------------|-------------------------|
| Section Times          | 1:33.95[3]<br>(0:12.22) | 1:21.73[7]<br>(0:11.20) | 1:10.53[7]<br>(0:11.16) | 0:59.37[6]<br>(0:11.35) | 0:48.02[6]<br>(0:11.62) | 0:36.40[7]<br>(0:11.89) | 0:24.51[5]<br>(0:12.09) | 0:12.42[3]<br>(0:12.42) |
| Average Speed [km/h]   | 44.2                    | 64.5                    | 65.1                    | 63.4                    | 62.3                    | 61.1                    | 59.8                    | 57.8                    |
| Top Speed [km/h]       | 64.5                    | 65.7                    | 67.8                    | 64.0                    | 63.2                    | 61.7                    | 60.6                    | 58.6                    |
| Avg. Dist. to Rail [m] | 2.2                     | 1.5                     | 1.6                     | 1.7                     | 1.6                     | 1.7                     | 1.9                     | 3.5                     |
| Avg. Stride Freq. [Hz] | 2.2                     | 2.3                     | 2.3                     | 2.2                     | 2.2                     | 2.2                     | 2.2                     | 2.2                     |
| Avg. Stride Length [m] | 5.5                     | 7.8                     | 7.6                     | 7.5                     | 7.5                     | 7.3                     | 7.3                     | 7.0                     |



- [ ] Ranking at each section and finish
- :-:- No data available at this section
- NA No data available

|                                |                              |
|--------------------------------|------------------------------|
| Horse/Jockey Name              | BULLET WING/Taylor Johnstone |
| Finish Rank                    | 4                            |
| Fastest Section Time (Section) | 0:11.08 (L1400)              |
| Top Speed [km/h] (Section)     | 66.3 (L1400)                 |
| Race State                     | Finished                     |



Morphettville Parks SA - Professional

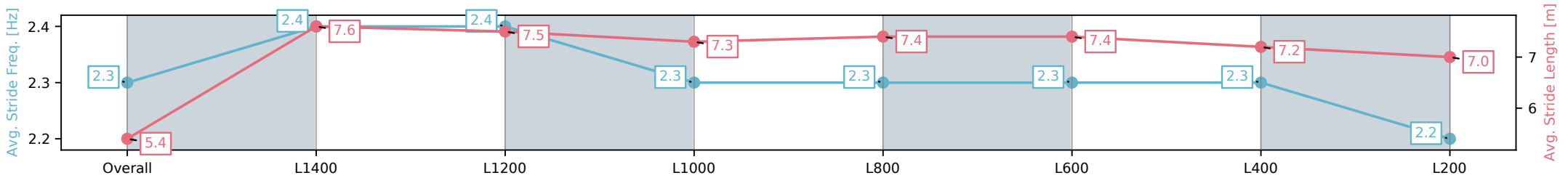
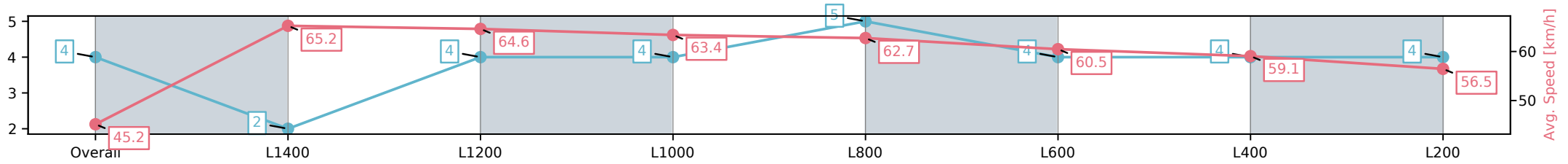
Race 4: The Fotobase Group Handicap - 1550m

01 March 2025 - 2:13PM

Track Rating: Good 4, Weather: Fine, Rail Position: +6m Entire Sectional 608m



| Section                | Overall                 | L1400                   | L1200                   | L1000                   | L800                    | L600                    | L400                    | L200                    |
|------------------------|-------------------------|-------------------------|-------------------------|-------------------------|-------------------------|-------------------------|-------------------------|-------------------------|
| Section Times          | 1:34.35[4]<br>(0:11.97) | 1:22.38[2]<br>(0:11.08) | 1:11.30[4]<br>(0:11.28) | 1:00.02[4]<br>(0:11.38) | 0:48.64[5]<br>(0:11.54) | 0:37.10[4]<br>(0:12.13) | 0:24.97[4]<br>(0:12.26) | 0:12.71[4]<br>(0:12.71) |
| Average Speed [km/h]   | 45.2                    | 65.2                    | 64.6                    | 63.4                    | 62.7                    | 60.5                    | 59.1                    | 56.5                    |
| Top Speed [km/h]       | 63.6                    | 66.3                    | 66.0                    | 64.1                    | 63.3                    | 62.4                    | 60.4                    | 58.0                    |
| Avg. Dist. to Rail [m] | 7.2                     | 3.6                     | 2.1                     | 2.7                     | 2.3                     | 3.1                     | 3.9                     | 5.3                     |
| Avg. Stride Freq. [Hz] | 2.3                     | 2.4                     | 2.4                     | 2.3                     | 2.3                     | 2.3                     | 2.3                     | 2.2                     |
| Avg. Stride Length [m] | 5.4                     | 7.6                     | 7.5                     | 7.3                     | 7.4                     | 7.4                     | 7.2                     | 7.0                     |



[ ] Ranking at each section and finish  
 -:-:- No data available at this section  
 NA No data available

|                                |                           |
|--------------------------------|---------------------------|
| Horse/Jockey Name              | WEST CLIFF/Jacob Opperman |
| Finish Rank                    | 5                         |
| Fastest Section Time (Section) | 0:11.16 (L1400)           |
| Top Speed [km/h] (Section)     | 65.5 (L1400)              |
| Race State                     | Finished                  |



Morphettville Parks SA - Professional

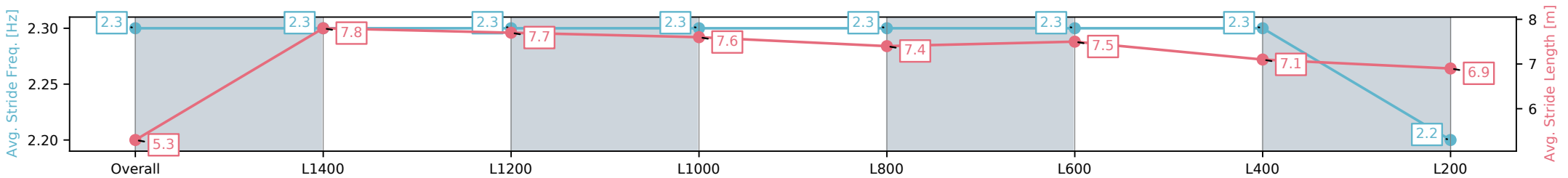
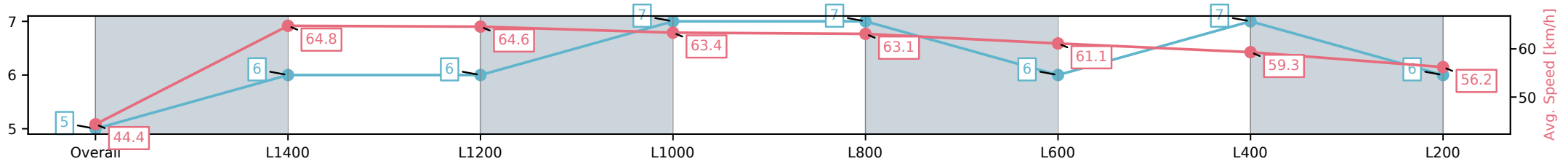
Race 4: The Fotobase Group Handicap - 1550m

01 March 2025 - 2:13PM

Track Rating: Good 4, Weather: Fine, Rail Position: +6m Entire Sectional 608m



| Section                | Overall                 | L1400                   | L1200                   | L1000                   | L800                    | L600                    | L400                    | L200                    |
|------------------------|-------------------------|-------------------------|-------------------------|-------------------------|-------------------------|-------------------------|-------------------------|-------------------------|
| Section Times          | 1:34.58[5]<br>(0:12.18) | 1:22.40[6]<br>(0:11.16) | 1:11.24[6]<br>(0:11.26) | 0:59.98[7]<br>(0:11.37) | 0:48.61[7]<br>(0:11.49) | 0:37.12[6]<br>(0:12.11) | 0:25.01[7]<br>(0:12.26) | 0:12.75[6]<br>(0:12.75) |
| Average Speed [km/h]   | 44.4                    | 64.8                    | 64.6                    | 63.4                    | 63.1                    | 61.1                    | 59.3                    | 56.2                    |
| Top Speed [km/h]       | 65.3                    | 65.5                    | 65.2                    | 64.0                    | 64.2                    | 62.2                    | 60.3                    | 57.8                    |
| Avg. Dist. to Rail [m] | 6.4                     | 3.0                     | 2.0                     | 2.3                     | 3.1                     | 4.6                     | 6.5                     | 7.8                     |
| Avg. Stride Freq. [Hz] | 2.3                     | 2.3                     | 2.3                     | 2.3                     | 2.3                     | 2.3                     | 2.3                     | 2.2                     |
| Avg. Stride Length [m] | 5.3                     | 7.8                     | 7.7                     | 7.6                     | 7.4                     | 7.5                     | 7.1                     | 6.9                     |



[ ] Ranking at each section and finish  
 -:-:- No data available at this section  
 NA No data available

|                                |                                |
|--------------------------------|--------------------------------|
| Horse/Jockey Name              | BELLA KATHLEEN/Stacey Metcalfe |
| Finish Rank                    | 6                              |
| Fastest Section Time (Section) | 0:10.90 (L1400)                |
| Top Speed [km/h] (Section)     | 67.0 (L1200)                   |
| Race State                     | Finished                       |



Morphettville Parks SA - Professional

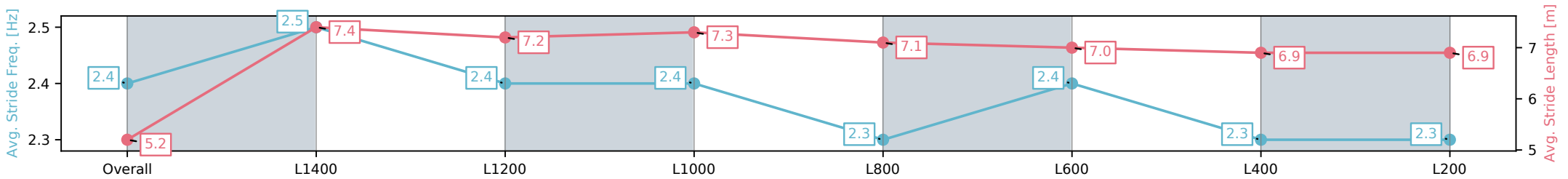
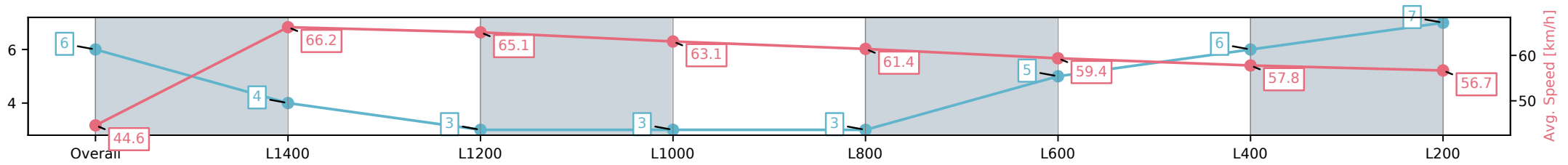
Race 4: The Fotobase Group Handicap - 1550m

01 March 2025 - 2:13PM

Track Rating: Good 4, Weather: Fine, Rail Position: +6m Entire Sectional 608m



| Section                | Overall                 | L1400                   | L1200                   | L1000                   | L800                    | L600                    | L400                    | L200                    |
|------------------------|-------------------------|-------------------------|-------------------------|-------------------------|-------------------------|-------------------------|-------------------------|-------------------------|
| Section Times          | 1:34.70[6]<br>(0:12.11) | 1:22.59[4]<br>(0:10.90) | 1:11.69[3]<br>(0:11.10) | 1:00.59[3]<br>(0:11.40) | 0:49.19[3]<br>(0:11.75) | 0:37.44[5]<br>(0:12.26) | 0:25.18[6]<br>(0:12.46) | 0:12.72[7]<br>(0:12.72) |
| Average Speed [km/h]   | 44.6                    | 66.2                    | 65.1                    | 63.1                    | 61.4                    | 59.4                    | 57.8                    | 56.7                    |
| Top Speed [km/h]       | 66.3                    | 66.8                    | 67.0                    | 63.9                    | 62.5                    | 60.2                    | 59.5                    | 58.7                    |
| Avg. Dist. to Rail [m] | 1.3                     | 0.6                     | 0.7                     | 0.9                     | 0.7                     | 1.7                     | 1.4                     | 1.5                     |
| Avg. Stride Freq. [Hz] | 2.4                     | 2.5                     | 2.4                     | 2.4                     | 2.3                     | 2.4                     | 2.3                     | 2.3                     |
| Avg. Stride Length [m] | 5.2                     | 7.4                     | 7.2                     | 7.3                     | 7.1                     | 7.0                     | 6.9                     | 6.9                     |



[ ] Ranking at each section and finish  
 -:-:- No data available at this section  
 NA No data available



|                                |                               |
|--------------------------------|-------------------------------|
| Horse/Jockey Name              | LA PERENTIE/Felicity Atkinson |
| Finish Rank                    | 7                             |
| Fastest Section Time (Section) | 0:11.19 (L1400)               |
| Top Speed [km/h] (Section)     | 65.7 (L1400)                  |
| Race State                     | Finished                      |



Morphettville Parks SA - Professional

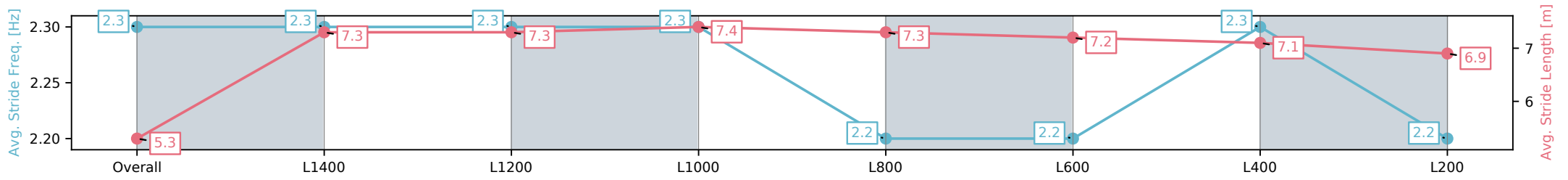
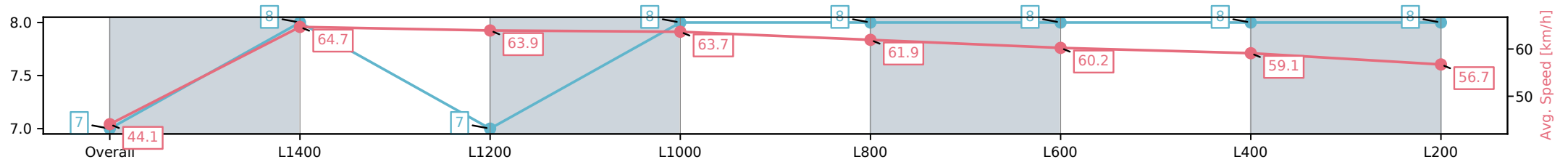
Race 4: The Fotobase Group Handicap - 1550m

01 March 2025 - 2:13PM

Track Rating: Good 4, Weather: Fine, Rail Position: +6m Entire Sectional 608m



| Section                | Overall                 | L1400                   | L1200                   | L1000                   | L800                    | L600                    | L400                    | L200                    |
|------------------------|-------------------------|-------------------------|-------------------------|-------------------------|-------------------------|-------------------------|-------------------------|-------------------------|
| Section Times          | 1:34.73[7]<br>(0:12.23) | 1:22.50[8]<br>(0:11.19) | 1:11.31[7]<br>(0:11.38) | 0:59.93[8]<br>(0:11.32) | 0:48.61[8]<br>(0:11.65) | 0:36.96[8]<br>(0:12.10) | 0:24.86[8]<br>(0:12.23) | 0:12.63[8]<br>(0:12.63) |
| Average Speed [km/h]   | 44.1                    | 64.7                    | 63.9                    | 63.7                    | 61.9                    | 60.2                    | 59.1                    | 56.7                    |
| Top Speed [km/h]       | 64.4                    | 65.7                    | 64.7                    | 64.8                    | 63.0                    | 60.8                    | 60.4                    | 58.3                    |
| Avg. Dist. to Rail [m] | 5.0                     | 2.4                     | 1.9                     | 0.8                     | 0.7                     | 2.0                     | 2.9                     | 2.3                     |
| Avg. Stride Freq. [Hz] | 2.3                     | 2.3                     | 2.3                     | 2.3                     | 2.2                     | 2.2                     | 2.3                     | 2.2                     |
| Avg. Stride Length [m] | 5.3                     | 7.3                     | 7.3                     | 7.4                     | 7.3                     | 7.2                     | 7.1                     | 6.9                     |



[ ] Ranking at each section and finish  
 -:-:- No data available at this section  
 NA No data available

|                                |                              |
|--------------------------------|------------------------------|
| Horse/Jockey Name              | SAINT MICHAEL/Kayla Crowther |
| Finish Rank                    | 8                            |
| Fastest Section Time (Section) | 0:11.02 (L1400)              |
| Top Speed [km/h] (Section)     | 66.0 (L1400)                 |
| Race State                     | Finished                     |



Morphettville Parks SA - Professional

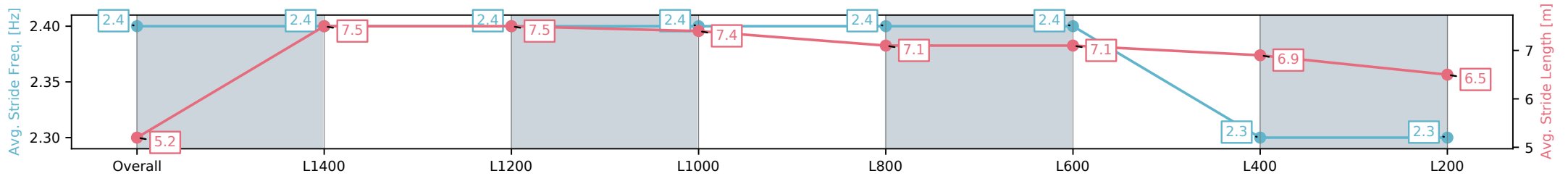
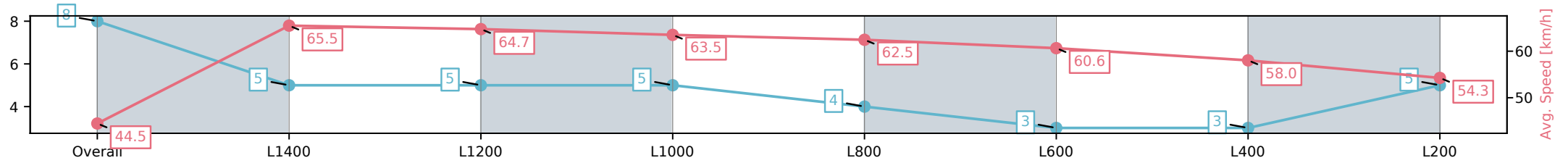
Race 4: The Fotobase Group Handicap - 1550m

01 March 2025 - 2:13PM

Track Rating: Good 4, Weather: Fine, Rail Position: +6m Entire Sectional 608m



| Section                | Overall                 | L1400                   | L1200                   | L1000                   | L800                    | L600                    | L400                    | L200                    |
|------------------------|-------------------------|-------------------------|-------------------------|-------------------------|-------------------------|-------------------------|-------------------------|-------------------------|
| Section Times          | 1:34.90[8]<br>(0:12.16) | 1:22.74[5]<br>(0:11.02) | 1:11.72[5]<br>(0:11.16) | 1:00.56[5]<br>(0:11.34) | 0:49.22[4]<br>(0:11.56) | 0:37.65[3]<br>(0:11.98) | 0:25.67[3]<br>(0:12.45) | 0:13.22[5]<br>(0:13.22) |
| Average Speed [km/h]   | 44.5                    | 65.5                    | 64.7                    | 63.5                    | 62.5                    | 60.6                    | 58.0                    | 54.3                    |
| Top Speed [km/h]       | 65.1                    | 66.0                    | 65.8                    | 64.1                    | 63.3                    | 62.2                    | 60.2                    | 55.8                    |
| Avg. Dist. to Rail [m] | 3.4                     | 1.8                     | 0.6                     | 1.0                     | 1.4                     | 1.6                     | 2.5                     | 4.3                     |
| Avg. Stride Freq. [Hz] | 2.4                     | 2.4                     | 2.4                     | 2.4                     | 2.4                     | 2.4                     | 2.3                     | 2.3                     |
| Avg. Stride Length [m] | 5.2                     | 7.5                     | 7.5                     | 7.4                     | 7.1                     | 7.1                     | 6.9                     | 6.5                     |



- [ ] Ranking at each section and finish
- :-:- No data available at this section
- NA No data available

|                                |                                 |
|--------------------------------|---------------------------------|
| Horse/Jockey Name              | FOREVER WAITING/Rochelle Milnes |
| Finish Rank                    | 9                               |
| Fastest Section Time (Section) | 0:11.18 (L1400)                 |
| Top Speed [km/h] (Section)     | 67.9 (L1400)                    |
| Race State                     | Finished                        |



Morphettville Parks SA - Professional

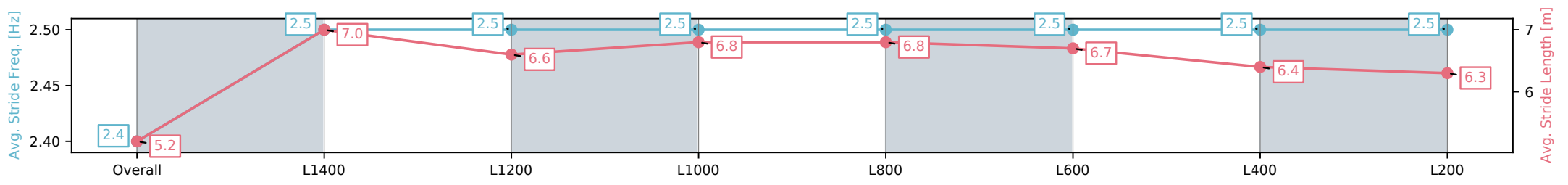
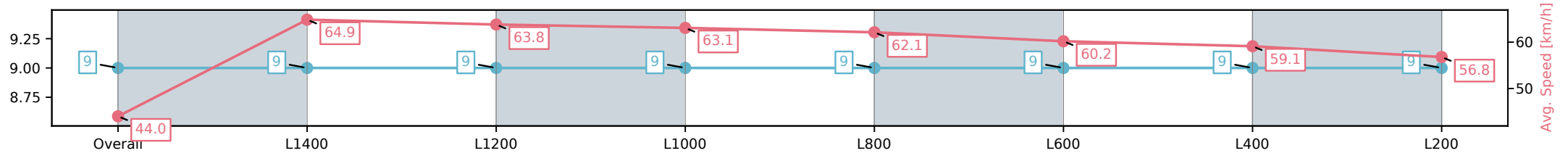
Race 4: The Fotobase Group Handicap - 1550m

01 March 2025 - 2:13PM

Track Rating: Good 4, Weather: Fine, Rail Position: +6m Entire Sectional 608m



| Section                | Overall                 | L1400                   | L1200                   | L1000                   | L800                    | L600                    | L400                    | L200                    |
|------------------------|-------------------------|-------------------------|-------------------------|-------------------------|-------------------------|-------------------------|-------------------------|-------------------------|
| Section Times          | 1:34.99[9]<br>(0:12.28) | 1:22.71[9]<br>(0:11.18) | 1:11.53[9]<br>(0:11.46) | 1:00.07[9]<br>(0:11.43) | 0:48.64[9]<br>(0:11.63) | 0:37.01[9]<br>(0:12.15) | 0:24.86[9]<br>(0:12.22) | 0:12.64[9]<br>(0:12.64) |
| Average Speed [km/h]   | 44.0                    | 64.9                    | 63.8                    | 63.1                    | 62.1                    | 60.2                    | 59.1                    | 56.8                    |
| Top Speed [km/h]       | 63.5                    | 67.9                    | 64.2                    | 63.7                    | 63.5                    | 60.9                    | 60.0                    | 58.2                    |
| Avg. Dist. to Rail [m] | 8.1                     | 3.9                     | 3.0                     | 2.4                     | 1.6                     | 2.7                     | 2.7                     | 5.3                     |
| Avg. Stride Freq. [Hz] | 2.4                     | 2.5                     | 2.5                     | 2.5                     | 2.5                     | 2.5                     | 2.5                     | 2.5                     |
| Avg. Stride Length [m] | 5.2                     | 7.0                     | 6.6                     | 6.8                     | 6.8                     | 6.7                     | 6.4                     | 6.3                     |



[ ] Ranking at each section and finish  
 -:-:- No data available at this section  
 NA No data available