



RACINGSA

# Morphettville Parks SA

## Race 3: AIG Security Handicap - 1950m

01 March 2025 - 1:38PM



Morphettville

Track Rating: Good 4, Weather: Fine, Rail Position: +6m Entire Sectional 608m

Section Field Times							Overall	L1800	L1600	L1400	L1200	L1000		
							2:03.37 (0:13.19)	1:50.18 (0:12.50)	1:37.68 (0:12.87)	1:24.81 (0:12.67)	1:12.15 (0:12.24)	0:59.90 (0:12.30)		
Position	#	Horse/Jockey	Barrier	Top Speed [km/h]	Fastest Section	First 400m							Distance Travelled From Winner [m]	
1	8	RED ROOF Manoel Nunes	2	63.7 800-600	0:11.60 800-600	0:29.66	2:03.37 (0:13.75)	1:49.62 [5] (0:12.62)	1:37.00 [5] (0:12.88)	1:24.12 [7] (0:12.64)	1:11.48 [6] (0:12.24)	0:59.24 [7] (0:12.23)		
2	5	HATEECH Rochelle Milnes	5	62.6 600-400	0:11.73 600-400	0:29.18	2:03.54 (0:13.42)	1:50.12 [3] (0:12.48)	1:37.64 [2] (0:12.84)	1:24.80 [2] (0:12.63)	1:12.17 [3] (0:12.31)	0:59.86 [3] (0:12.22)	+6	
3	2	IMPOSING SUSPECT Todd Pannell	3	64.2 800-600	0:11.68 800-600	0:29.72	2:03.86 (0:14.07)	1:49.79 [6] (0:12.48)	1:37.31 [6] (0:12.70)	1:24.61 [6] (0:12.70)	1:11.91 [7] (0:12.17)	0:59.74 [6] (0:12.22)	+9	
4	7	VIVACIOUS AWARD Alana Livesey	8	64.2 600-400	0:11.75 800-600	0:29.39	2:03.91 (0:13.65)	1:50.26 [4] (0:12.56)	1:37.70 [4] (0:12.84)	1:24.86 [4] (0:12.62)	1:12.24 [4] (0:12.23)	1:00.01 [4] (0:12.25)	+15	
5	3	DR DEE DEE Kayla Crowther	7	61.6 600-400	0:11.83 600-400	0:29.90	2:04.06 (0:14.15)	1:49.91 [8] (0:12.60)	1:37.31 [8] (0:12.44)	1:24.87 [5] (0:12.03)	1:12.84 [1] (0:12.24)	1:00.60 [1] (0:12.31)	+8	
6	6	CUT NO ICE Justin Potter	4	63.6 800-600	0:11.61 800-600	0:29.40	2:04.16 (0:13.40)	1:50.76 [2] (0:12.79)	1:37.97 [3] (0:12.84)	1:25.13 [3] (0:12.69)	1:12.44 [5] (0:12.31)	1:00.13 [5] (0:12.20)	+11	
7	9	FIANO NOW Margaret Collett	1	64.5 800-600	0:11.63 800-600	0:29.91	2:04.25 (0:14.14)	1:50.11 [7] (0:12.54)	1:37.57 [7] (0:12.87)	1:24.70 [8] (0:12.75)	1:11.95 [8] (0:12.18)	0:59.77 [8] (0:12.26)	+8	
8	10	RED SEQUOIA Stacey Metcalfe	6	61.8 800-600	0:11.82 800-600	0:28.86	2:04.43 (0:13.18)	1:51.25 [1] (0:12.51)	1:38.74 [1] (0:12.86)	1:25.88 [1] (0:12.76)	1:13.12 [2] (0:12.35)	1:00.77 [2] (0:12.46)	+3	

Scratched: Rich Champagne (#1), Deficit (#4)

- [ ] Position in running at each section and finish
- #: Saddle cloth number
- :--:-- No data available at this section
- DNF Did not finish
- NA No data available
- DNT Did not track
- █ Background shading for fastest section



RACINGSA

Morphettville Parks SA
Race 3: AIG Security Handicap - 1950m
01 March 2025 - 1:38PM



Morphettville

Track Rating: Good 4, Weather: Fine, Rail Position: +6m Entire Sectional 608m

Section Field Times

Table with 4 columns: L800 (0:47.60), L600 (0:35.73), L400 (0:23.95), L200 (0:12.03). Includes sub-timings in brackets.

Main race results table with columns: Position, #, Horse/Jockey, Barrier, Top Speed [km/h], Fastest Section, First 400m, L800, L600, L400, L200, Margin, Distance Travelled From Winner [m].

Scratched: Rich Champagne (#1), Deficit (#4)

- Legend for symbols: [ ] Position in running, # Saddle cloth number, --- No data available, DNF Did not finish, NA No data available, DNT Did not track, Background shading for fastest section.

Horse/Jockey Name	RED ROOF/Manoel Nunes
Finish Rank	1
Fastest Section Time (Section)	0:11.60 (L800)
Top Speed [km/h] (Section)	63.7 (L800)
Race State	Finished



Morphettville Parks SA - Professional

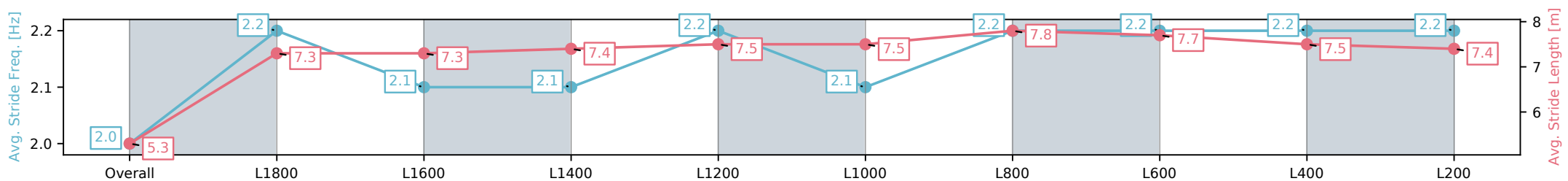
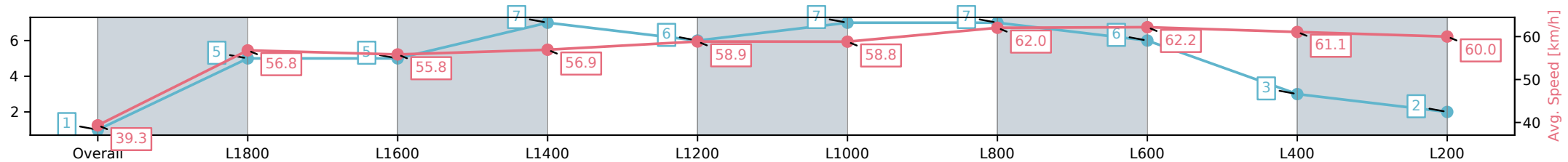
Race 3: AIG Security Handicap - 1950m

01 March 2025 - 1:38PM

Track Rating: Good 4, Weather: Fine, Rail Position: +6m Entire Sectional 608m



Section	Overall	L1800	L1600	L1400	L1200	L1000	L800	L600	L400	L200
Section Times	2:03.37[1] (0:13.75)	1:49.62[5] (0:12.62)	1:37.00[5] (0:12.88)	1:24.12[7] (0:12.64)	1:11.48[6] (0:12.24)	0:59.24[7] (0:12.23)	0:47.01[7] (0:11.60)	0:35.41[6] (0:11.63)	0:23.78[3] (0:11.82)	0:11.96[2] (0:11.96)
Average Speed [km/h]	39.3	56.8	55.8	56.9	58.9	58.8	62.0	62.2	61.1	60.0
Top Speed [km/h]	57.6	58.0	56.7	57.6	60.3	59.8	63.7	63.2	62.1	62.1
Avg. Dist. to Rail [m]	6.0	0.7	0.3	0.1	0.2	0.4	0.4	0.6	2.2	2.2
Avg. Stride Freq. [Hz]	2.0	2.2	2.1	2.1	2.2	2.1	2.2	2.2	2.2	2.2
Avg. Stride Length [m]	5.3	7.3	7.3	7.4	7.5	7.5	7.8	7.7	7.5	7.4



[ ] Ranking at each section and finish  
 -:-:- No data available at this section  
 NA No data available

Horse/Jockey Name	HATEECH/Rochelle Milnes
Finish Rank	2
Fastest Section Time (Section)	0:11.73 (L600)
Top Speed [km/h] (Section)	62.6 (L600)
Race State	Finished



Morphettville Parks SA - Professional

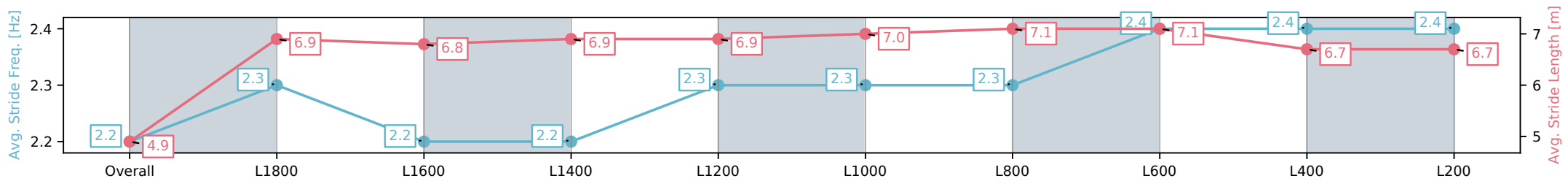
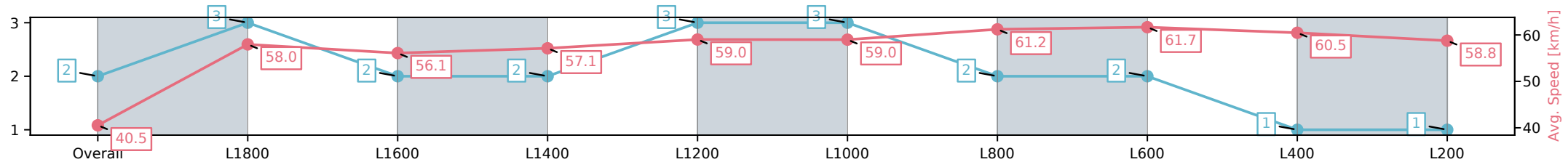
Race 3: AIG Security Handicap - 1950m

01 March 2025 - 1:38PM

Track Rating: Good 4, Weather: Fine, Rail Position: +6m Entire Sectional 608m



Section	Overall	L1800	L1600	L1400	L1200	L1000	L800	L600	L400	L200
Section Times	2:03.54[2] (0:13.42)	1:50.12[3] (0:12.48)	1:37.64[2] (0:12.84)	1:24.80[2] (0:12.63)	1:12.17[3] (0:12.31)	0:59.86[3] (0:12.22)	0:47.64[2] (0:11.78)	0:35.86[2] (0:11.73)	0:24.13[1] (0:11.92)	0:12.21[1] (0:12.21)
Average Speed [km/h]	40.5	58.0	56.1	57.1	59.0	59.0	61.2	61.7	60.5	58.8
Top Speed [km/h]	58.8	59.6	56.4	58.5	59.9	60.6	61.7	62.6	61.7	60.0
Avg. Dist. to Rail [m]	8.1	1.0	0.8	1.5	1.5	1.2	1.1	1.0	1.2	2.5
Avg. Stride Freq. [Hz]	2.2	2.3	2.2	2.2	2.3	2.3	2.3	2.4	2.4	2.4
Avg. Stride Length [m]	4.9	6.9	6.8	6.9	6.9	7.0	7.1	7.1	6.7	6.7



[ ] Ranking at each section and finish  
 -:-:- No data available at this section  
 NA No data available

Horse/Jockey Name	IMPOSING SUSPECT/Todd Pannell
Finish Rank	3
Fastest Section Time (Section)	0:11.68 (L800)
Top Speed [km/h] (Section)	64.2 (L800)
Race State	Finished



Morphettville Parks SA - Professional

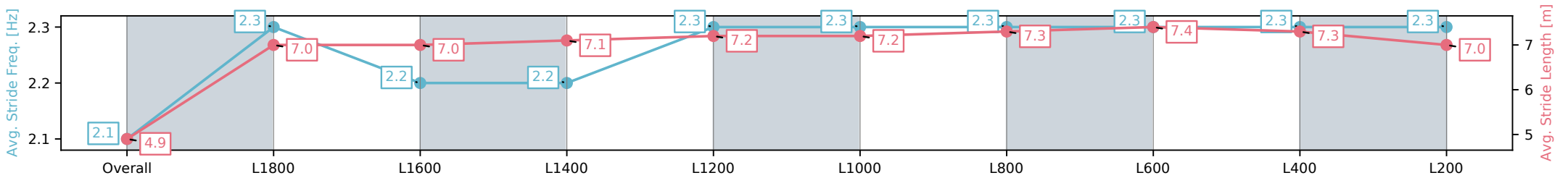
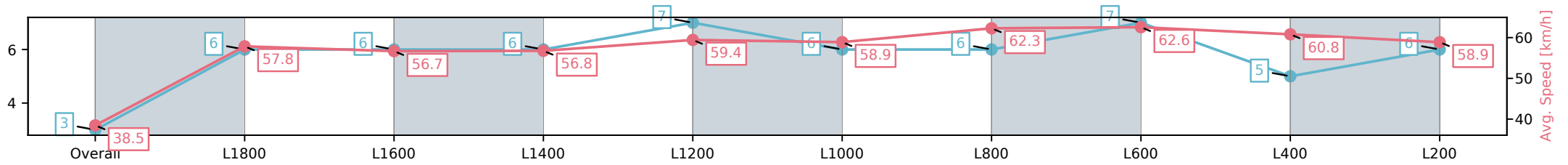
Race 3: AIG Security Handicap - 1950m

01 March 2025 - 1:38PM

Track Rating: Good 4, Weather: Fine, Rail Position: +6m Entire Sectional 608m



Section	Overall	L1800	L1600	L1400	L1200	L1000	L800	L600	L400	L200
Section Times	2:03.86[3] (0:14.07)	1:49.79[6] (0:12.48)	1:37.31[6] (0:12.70)	1:24.61[6] (0:12.70)	1:11.91[7] (0:12.17)	0:59.74[6] (0:12.22)	0:47.52[6] (0:11.68)	0:35.84[7] (0:11.73)	0:24.11[5] (0:11.93)	0:12.18[6] (0:12.18)
Average Speed [km/h]	38.5	57.8	56.7	56.8	59.4	58.9	62.3	62.6	60.8	58.9
Top Speed [km/h]	57.5	58.5	58.1	58.1	61.1	60.5	64.2	64.2	61.9	61.6
Avg. Dist. to Rail [m]	7.0	0.4	0.2	0.3	1.0	2.4	2.9	3.3	4.6	6.1
Avg. Stride Freq. [Hz]	2.1	2.3	2.2	2.2	2.3	2.3	2.3	2.3	2.3	2.3
Avg. Stride Length [m]	4.9	7.0	7.0	7.0	7.1	7.2	7.2	7.3	7.4	7.0



[ ] Ranking at each section and finish  
 -:-:- No data available at this section  
 NA No data available

Horse/Jockey Name	VIVACIOUS AWARD/Alana Livesey
Finish Rank	4
Fastest Section Time (Section)	0:11.75 (L800)
Top Speed [km/h] (Section)	64.2 (L600)
Race State	Finished



Morphettville Parks SA - Professional

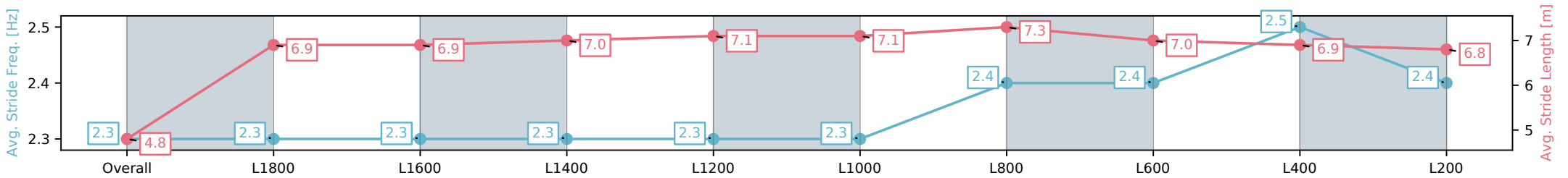
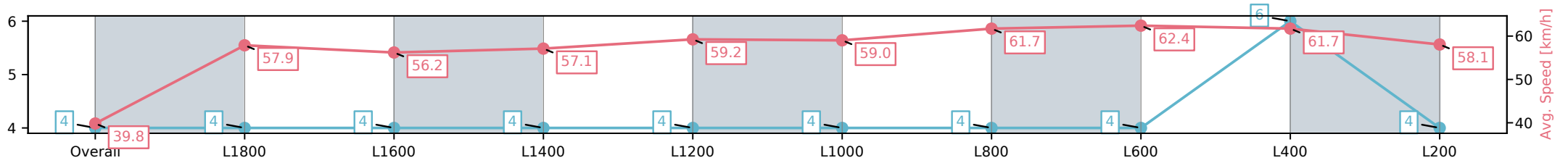
Race 3: AIG Security Handicap - 1950m

01 March 2025 - 1:38PM

Track Rating: Good 4, Weather: Fine, Rail Position: +6m Entire Sectional 608m



Section	Overall	L1800	L1600	L1400	L1200	L1000	L800	L600	L400	L200
Section Times	2:03.91[4] (0:13.65)	1:50.26[4] (0:12.56)	1:37.70[4] (0:12.84)	1:24.86[4] (0:12.62)	1:12.24[4] (0:12.23)	1:00.01[4] (0:12.25)	0:47.76[4] (0:11.75)	0:36.01[4] (0:11.87)	0:24.14[6] (0:11.79)	0:12.35[4] (0:12.35)
Average Speed [km/h]	39.8	57.9	56.2	57.1	59.2	59.0	61.7	62.4	61.7	58.1
Top Speed [km/h]	58.8	59.3	57.1	58.6	60.2	60.5	63.7	64.2	62.7	61.3
Avg. Dist. to Rail [m]	10.2	1.5	1.4	1.3	1.3	2.4	2.8	4.9	6.9	6.7
Avg. Stride Freq. [Hz]	2.3	2.3	2.3	2.3	2.3	2.3	2.4	2.4	2.5	2.4
Avg. Stride Length [m]	4.8	6.9	6.9	6.9	7.0	7.1	7.1	7.3	7.0	6.8



[ ] Ranking at each section and finish  
 -:-:- No data available at this section  
 NA No data available

Horse/Jockey Name	DR DEE DEE/Kayla Crowther
Finish Rank	5
Fastest Section Time (Section)	0:11.83 (L600)
Top Speed [km/h] (Section)	61.6 (L600)
Race State	Finished



Morphettville Parks SA - Professional

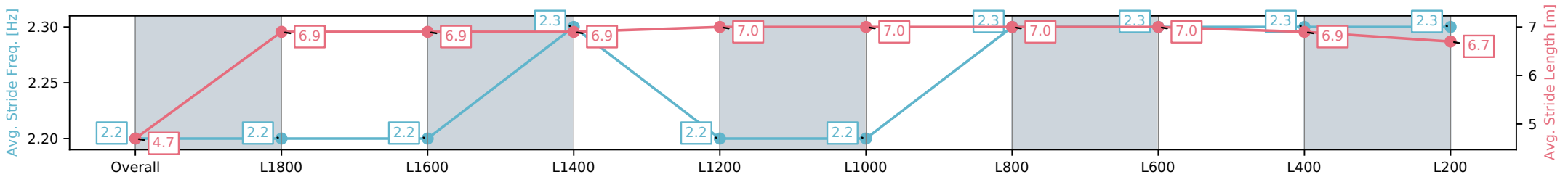
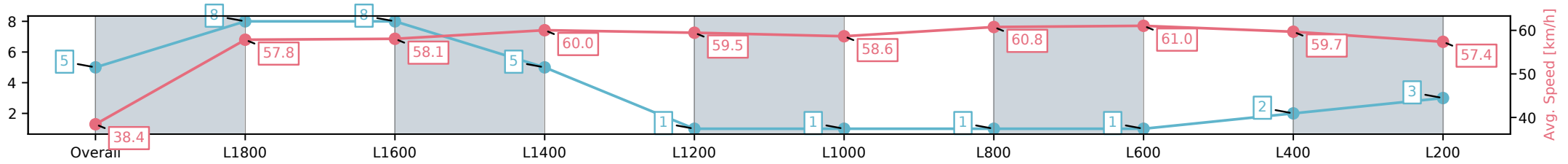
Race 3: AIG Security Handicap - 1950m

01 March 2025 - 1:38PM

Track Rating: Good 4, Weather: Fine, Rail Position: +6m Entire Sectional 608m



Section	Overall	L1800	L1600	L1400	L1200	L1000	L800	L600	L400	L200
Section Times	2:04.06[5] (0:14.15)	1:49.91[8] (0:12.60)	1:37.31[8] (0:12.44)	1:24.87[5] (0:12.03)	1:12.84[1] (0:12.24)	1:00.60[1] (0:12.31)	0:48.29[1] (0:11.87)	0:36.42[1] (0:11.83)	0:24.59[2] (0:12.07)	0:12.52[3] (0:12.52)
Average Speed [km/h]	38.4	57.8	58.1	60.0	59.5	58.6	60.8	61.0	59.7	57.4
Top Speed [km/h]	59.0	59.0	59.0	60.9	60.3	60.5	61.5	61.6	60.7	58.6
Avg. Dist. to Rail [m]	9.1	2.3	2.3	2.6	2.0	1.6	1.0	0.8	0.8	1.0
Avg. Stride Freq. [Hz]	2.2	2.2	2.2	2.3	2.2	2.2	2.3	2.3	2.3	2.3
Avg. Stride Length [m]	4.7	6.9	6.9	6.9	7.0	7.0	7.0	7.0	6.9	6.7



[ ] Ranking at each section and finish  
 -:-:- No data available at this section  
 NA No data available

Horse/Jockey Name	CUT NO ICE/Justin Potter
Finish Rank	6
Fastest Section Time (Section)	0:11.61 (L800)
Top Speed [km/h] (Section)	63.6 (L800)
Race State	Finished



Morphettville Parks SA - Professional

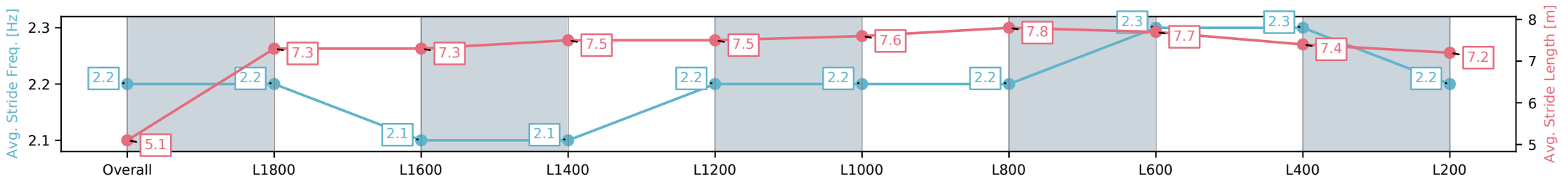
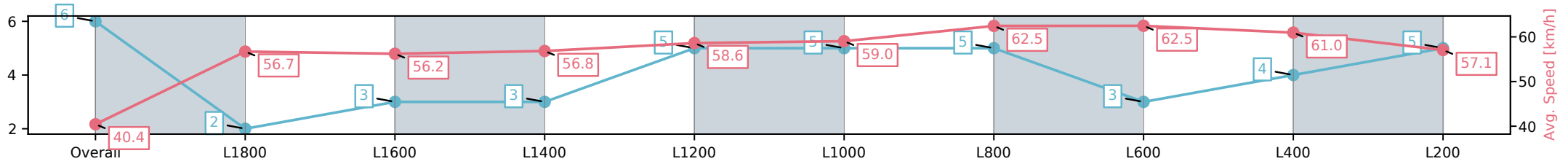
Race 3: AIG Security Handicap - 1950m

01 March 2025 - 1:38PM

Track Rating: Good 4, Weather: Fine, Rail Position: +6m Entire Sectional 608m



Section	Overall	L1800	L1600	L1400	L1200	L1000	L800	L600	L400	L200
Section Times	2:04.16[6] (0:13.40)	1:50.76[2] (0:12.79)	1:37.97[3] (0:12.84)	1:25.13[3] (0:12.69)	1:12.44[5] (0:12.31)	1:00.13[5] (0:12.20)	0:47.93[5] (0:11.61)	0:36.32[3] (0:11.84)	0:24.48[4] (0:11.92)	0:12.56[5] (0:12.56)
Average Speed [km/h]	40.4	56.7	56.2	56.8	58.6	59.0	62.5	62.5	61.0	57.1
Top Speed [km/h]	58.6	59.1	57.4	58.0	59.6	59.8	63.6	63.3	61.7	60.2
Avg. Dist. to Rail [m]	7.4	1.6	1.3	1.2	0.5	0.8	2.0	4.4	5.5	4.7
Avg. Stride Freq. [Hz]	2.2	2.2	2.1	2.1	2.2	2.2	2.2	2.3	2.3	2.2
Avg. Stride Length [m]	5.1	7.3	7.3	7.3	7.5	7.5	7.6	7.8	7.4	7.2



[ ] Ranking at each section and finish  
 -:-:- No data available at this section  
 NA No data available



Horse/Jockey Name	FIANO NOW/Margaret Collett
Finish Rank	7
Fastest Section Time (Section)	0:11.63 (L800)
Top Speed [km/h] (Section)	64.5 (L800)
Race State	Finished



Morphettville Parks SA - Professional

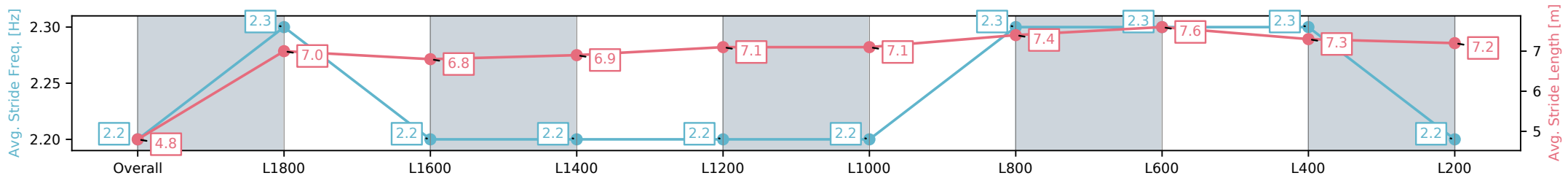
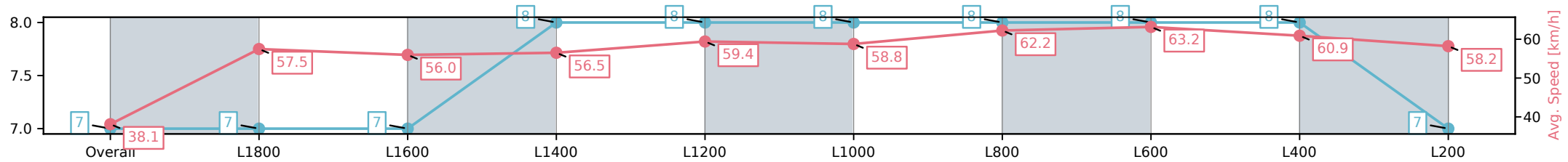
Race 3: AIG Security Handicap - 1950m

01 March 2025 - 1:38PM

Track Rating: Good 4, Weather: Fine, Rail Position: +6m Entire Sectional 608m



Section	Overall	L1800	L1600	L1400	L1200	L1000	L800	L600	L400	L200
Section Times	2:04.25[7] (0:14.14)	1:50.11[7] (0:12.54)	1:37.57[7] (0:12.87)	1:24.70[8] (0:12.75)	1:11.95[8] (0:12.18)	0:59.77[8] (0:12.26)	0:47.51[8] (0:11.63)	0:35.88[8] (0:11.63)	0:24.25[8] (0:11.92)	0:12.33[7] (0:12.33)
Average Speed [km/h]	38.1	57.5	56.0	56.5	59.4	58.8	62.2	63.2	60.9	58.2
Top Speed [km/h]	60.1	59.0	57.8	59.3	61.3	60.6	64.5	64.0	62.7	60.1
Avg. Dist. to Rail [m]	6.7	0.5	0.7	1.1	1.0	2.1	2.1	3.4	5.8	6.0
Avg. Stride Freq. [Hz]	2.2	2.3	2.2	2.2	2.2	2.2	2.3	2.3	2.3	2.2
Avg. Stride Length [m]	4.8	7.0	6.8	6.9	7.1	7.1	7.4	7.6	7.3	7.2



[ ] Ranking at each section and finish  
 -:-:- No data available at this section  
 NA No data available

Horse/Jockey Name	RED SEQUOIA/Stacey Metcalfe
Finish Rank	8
Fastest Section Time (Section)	0:11.82 (L800)
Top Speed [km/h] (Section)	61.8 (L800)
Race State	Finished



Morphettville Parks SA - Professional

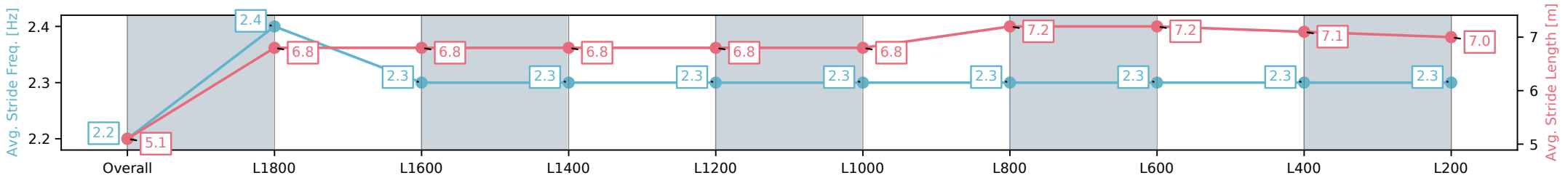
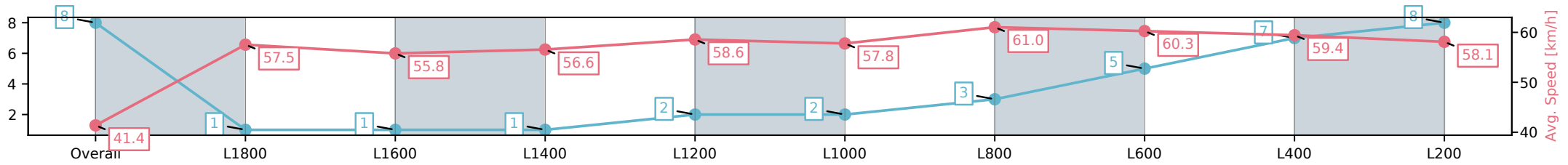
Race 3: AIG Security Handicap - 1950m

01 March 2025 - 1:38PM

Track Rating: Good 4, Weather: Fine, Rail Position: +6m Entire Sectional 608m



Section	Overall	L1800	L1600	L1400	L1200	L1000	L800	L600	L400	L200
Section Times	2:04.43[8] (0:13.18)	1:51.25[1] (0:12.51)	1:38.74[1] (0:12.86)	1:25.88[1] (0:12.76)	1:13.12[2] (0:12.35)	1:00.77[2] (0:12.46)	0:48.31[3] (0:11.82)	0:36.49[5] (0:12.01)	0:24.48[7] (0:12.11)	0:12.37[8] (0:12.37)
Average Speed [km/h]	41.4	57.5	55.8	56.6	58.6	57.8	61.0	60.3	59.4	58.1
Top Speed [km/h]	61.5	61.5	56.2	59.1	59.2	59.8	61.8	61.0	60.2	59.8
Avg. Dist. to Rail [m]	9.8	0.9	0.6	0.6	1.0	1.0	0.7	0.7	1.0	3.4
Avg. Stride Freq. [Hz]	2.2	2.4	2.3	2.3	2.3	2.3	2.3	2.3	2.3	2.3
Avg. Stride Length [m]	5.1	6.8	6.8	6.8	6.8	6.8	7.2	7.2	7.1	7.0



[ ] Ranking at each section and finish  
 -:-:- No data available at this section  
 NA No data available