



RACINGSA

Morphettville Parks SA

Race 2: Sportsbet Jockey Watch Handicap - 2250m

01 March 2025 - 1:03PM



Morphettville

Track Rating: Good 4, Weather: Fine, Rail Position: +6m Entire Sectional 608m

Section								Overall	L2000	L1800	L1600	L1400	L1200		
Field Times								2:23.33 (0:19.80)	2:03.53 (0:12.00)	1:51.53 (0:12.84)	1:38.69 (0:12.95)	1:25.74 (0:12.96)	1:12.78 (0:12.99)		
Position	#	Horse/Jockey	Barrier	Top Speed [km/h]	Fastest Section	First 400m								Distance Travelled From Winner [m]	
1	1	SEBONNA Rochelle Milnes	7	63.6 1200-1000	0:11.47 800-600	0:29.11	2:23.33 (0:20.05)	2:03.28 [4] (0:12.12)	1:51.16 [5] (0:13.01)	1:38.15 [5] (0:13.08)	1:25.07 [5] (0:12.96)	1:12.11 [5] (0:12.79)			
2	2	BOGUES Rose Hammond	9	64.4 1200-1000	0:11.41 800-600	0:29.07	2:23.35 (0:20.14)	2:03.21 [5] (0:11.94)	1:51.27 [4] (0:12.81)	1:38.46 [3] (0:13.09)	1:25.37 [3] (0:13.00)	1:12.37 [4] (0:12.84)	-1		
3	3	DUAL FUEL Margaret Collett	1	64.0 1200-1000	0:11.44 800-600	0:30.41	2:23.41 (0:21.49)	2:01.92 [9] (0:11.87)	1:50.05 [9] (0:12.32)	1:37.73 [9] (0:13.15)	1:24.58 [8] (0:12.73)	1:11.85 [8] (0:12.50)	-6		
4	6	LAYBUY Ben Price	4	63.3 1200-1000	0:11.51 800-600	0:28.82	2:23.72 (0:19.80)	2:03.92 [1] (0:12.06)	1:51.86 [2] (0:12.95)	1:38.91 [2] (0:13.01)	1:25.90 [2] (0:12.92)	1:12.98 [2] (0:12.89)	-7		
5	8	WHEELS Felicity Atkinson	2	63.8 1200-1000	0:11.51 800-600	0:28.99	2:24.06 (0:20.03)	2:04.03 [3] (0:11.99)	1:52.04 [3] (0:12.99)	1:39.05 [4] (0:13.08)	1:25.97 [4] (0:12.80)	1:13.17 [3] (0:12.83)	-8		
6	9	WARRANTYTE ROAD Taylor Johnstone	5	62.5 1000-800	0:11.68 800-600	0:30.04	2:24.09 (0:20.89)	2:03.20 [8] (0:12.12)	1:51.08 [8] (0:12.66)	1:38.42 [8] (0:13.25)	1:25.17 [9] (0:12.74)	1:12.43 [9] (0:12.61)	-4		
7	4	BELLAVARDO Alana Livesey	3	63.5 1200-1000	0:11.57 800-600	0:29.44	2:24.14 (0:20.51)	2:03.63 [7] (0:11.90)	1:51.73 [7] (0:12.92)	1:38.81 [6] (0:13.18)	1:25.63 [6] (0:12.74)	1:12.89 [6] (0:12.69)	-2		
8	7	ANOTHER FREE GLASS Stacey Metcalfe	6	64.1 1000-800	0:11.44 800-600	0:29.28	2:24.22 (0:20.18)	2:04.04 [6] (0:12.16)	1:51.88 [6] (0:13.10)	1:38.78 [7] (0:13.11)	1:25.67 [7] (0:12.95)	1:12.72 [7] (0:12.83)	-1		
9	5	KEEVS Kayla Crowther	8	63.1 1200-1000	0:11.60 800-600	0:28.75	2:24.57 (0:19.85)	4:04.72 [2] (0:11.95)	3:52.77 [1] (0:12.83)	3:39.94 [1] (0:12.95)	3:26.99 [1] (0:12.96)	3:14.03 [1] (0:12.99)	-5		

- [] Position in running at each section and finish
- #: Saddle cloth number
- :--:-- No data available at this section
- DNF Did not finish
- NA No data available
- DNT Did not track
- █ Background shading for fastest section



RACINGSA

Morphettville Parks SA

Race 2: Sportsbet Jockey Watch Handicap - 2250m

01 March 2025 - 1:03PM



Morphettville

Track Rating: Good 4, Weather: Fine, Rail Position: +6m Entire Sectional 608m

Section	L1000	L800	L600	L400	L200
Field Times	0:59.80 (0:12.20)	0:47.60 (0:11.47)	0:36.13 (0:11.71)	0:24.42 (0:12.08)	0:12.34 (0:12.34)

Position	#	Horse/Jockey	Barrier	Top Speed [km/h]	Fastest Section	First 400m	L1000	L800	L600	L400	L200	Margin	Distance Travelled From Winner [m]
1	1	SEBONNA Rochelle Milnes	7	63.6 1200-1000	0:11.47 800-600	0:29.11	0:59.32 [6] (0:12.25)	0:47.07 [7] (0:11.47)	0:35.60 [7] (0:11.68)	0:23.92 [6] (0:11.78)	0:12.14 [3] (0:12.14)	2:23.33	
2	2	BOGUES Rose Hammond	9	64.4 1200-1000	0:11.41 800-600	0:29.07	0:59.53 [4] (0:12.23)	0:47.30 [6] (0:11.41)	0:35.89 [6] (0:11.79)	0:24.10 [3] (0:11.96)	0:12.14 [4] (0:12.14)	0.11L	-1
3	3	DUAL FUEL Margaret Collett	1	64.0 1200-1000	0:11.44 800-600	0:30.41	0:59.35 [7] (0:11.70)	0:47.65 [3] (0:11.44)	0:36.21 [1] (0:11.71)	0:24.50 [1] (0:12.08)	0:12.42 [1] (0:12.42)	0.46L	-6
4	6	LAYBUY Ben Price	4	63.3 1200-1000	0:11.51 800-600	0:28.82	1:00.09 [2] (0:12.11)	0:47.98 [2] (0:11.51)	0:36.47 [2] (0:11.78)	0:24.69 [2] (0:12.16)	0:12.53 [2] (0:12.53)	2.43L	-7
5	8	WHEELS Felicity Atkinson	2	63.8 1200-1000	0:11.51 800-600	0:28.99	1:00.34 [3] (0:12.20)	0:48.14 [5] (0:11.51)	0:36.63 [5] (0:11.87)	0:24.76 [5] (0:12.08)	0:12.68 [5] (0:12.68)	4.54L	-8
6	9	WARRANTYTE ROAD Taylor Johnstone	5	62.5 1000-800	0:11.68 800-600	0:30.04	0:59.82 [8] (0:12.19)	0:47.63 [9] (0:11.68)	0:35.95 [9] (0:11.75)	0:24.20 [9] (0:11.91)	0:12.29 [9] (0:12.28)	4.72L	-4
7	4	BELLAVARDO Alana Livesey	3	63.5 1200-1000	0:11.57 800-600	0:29.44	1:00.20 [5] (0:11.90)	0:48.30 [4] (0:11.57)	0:36.72 [4] (0:12.01)	0:24.71 [7] (0:12.20)	0:12.51 [6] (0:12.51)	5.03L	-2
8	7	ANOTHER FREE GLASS Stacey Metcalfe	6	64.1 1000-800	0:11.44 800-600	0:29.28	0:59.89 [9] (0:12.05)	0:47.84 [8] (0:11.44)	0:36.40 [8] (0:11.72)	0:24.68 [8] (0:12.15)	0:12.53 [8] (0:12.53)	5.55L	-1
9	5	KEEVS Kayla Crowther	8	63.1 1200-1000	0:11.60 800-600	0:28.75	3:01.04 [1] (0:12.20)	2:48.84 [1] (0:11.60)	2:37.24 [3] (0:11.93)	2:25.31 [4] (0:12.40)	2:12.91 [7] (2:12.91)	7.76L	-5

- [] Position in running at each section and finish
- #: Saddle cloth number
- :--:-- No data available at this section
- DNF Did not finish
- NA No data available
- DNT Did not track
- █ Background shading for fastest section

Horse/Jockey Name	SEBONNA/Rochelle Milnes
Finish Rank	1
Fastest Section Time (Section)	0:11.47 (L600)
Top Speed [km/h] (Section)	63.6 (L1000)
Race State	Finished



Morphettville Parks SA - Professional

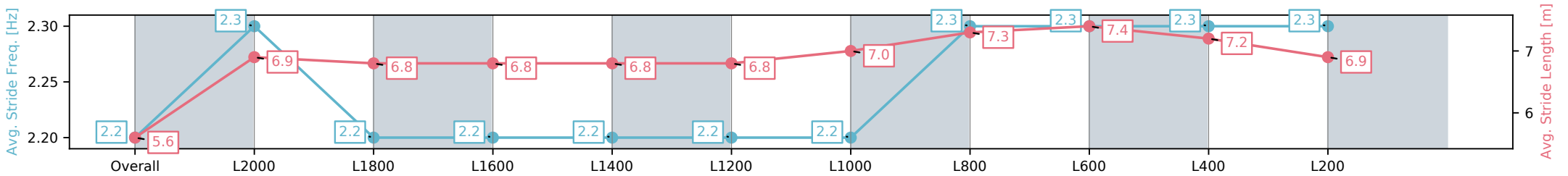
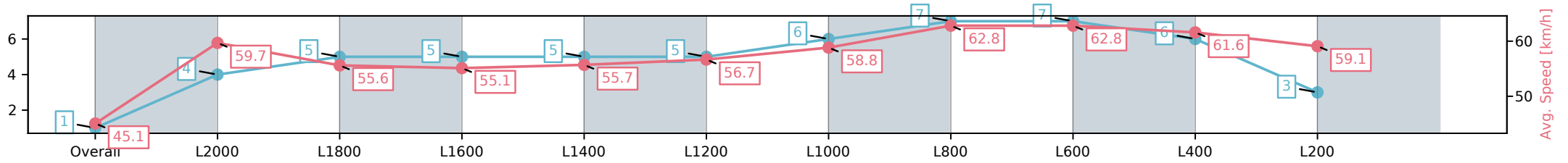
Race 2: Sportsbet Jockey Watch Handicap - 2250m

01 March 2025 - 1:03PM

Track Rating: Good 4, Weather: Fine, Rail Position: +6m Entire Sectional 608m



Section	Overall	L2000	L1800	L1600	L1400	L1200	L1000	L800	L600	L400	L200
Section Times	2:23.33[1] (0:20.05)	2:03.28[4] (0:12.12)	1:51.16[5] (0:13.01)	1:38.15[5] (0:13.08)	1:25.07[5] (0:12.96)	1:12.11[5] (0:12.79)	0:59.32[6] (0:12.25)	0:47.07[7] (0:11.47)	0:35.60[7] (0:11.68)	0:23.92[6] (0:11.78)	0:12.14[3] (0:12.14)
Average Speed [km/h]	45.1	59.7	55.6	55.1	55.7	56.7	58.8	62.8	62.8	61.6	59.1
Top Speed [km/h]	61.0	60.4	58.2	56.8	56.9	57.6	61.4	63.6	63.4	63.0	60.5
Avg. Dist. to Rail [m]	8.3	1.4	1.2	1.4	0.9	1.0	1.7	1.1	3.0	6.0	8.9
Avg. Stride Freq. [Hz]	2.2	2.3	2.2	2.2	2.2	2.2	2.2	2.3	2.3	2.3	2.3
Avg. Stride Length [m]	5.6	6.9	6.8	6.8	6.8	6.8	7.0	7.3	7.4	7.2	6.9



[] Ranking at each section and finish
 -:-:- No data available at this section
 NA No data available

Horse/Jockey Name	BOGUES/Rose Hammond
Finish Rank	2
Fastest Section Time (Section)	0:11.41 (L600)
Top Speed [km/h] (Section)	64.4 (L1000)
Race State	Finished



Morphettville Parks SA - Professional

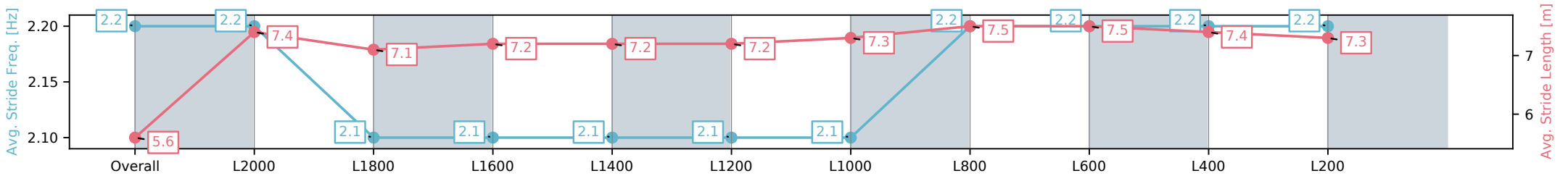
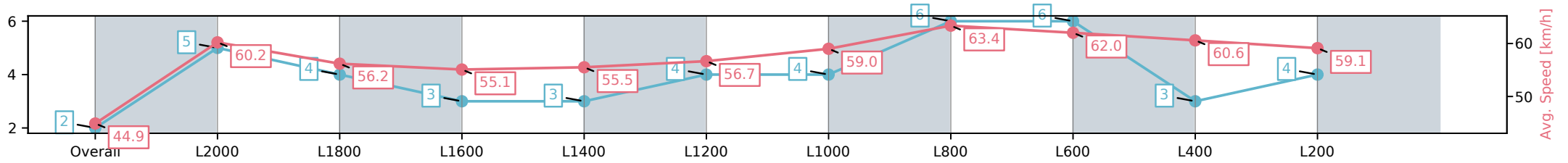
Race 2: Sportsbet Jockey Watch Handicap - 2250m

01 March 2025 - 1:03PM

Track Rating: Good 4, Weather: Fine, Rail Position: +6m Entire Sectional 608m



Section	Overall	L2000	L1800	L1600	L1400	L1200	L1000	L800	L600	L400	L200
Section Times	2:23.35[2] (0:20.14)	2:03.21[5] (0:11.94)	1:51.27[4] (0:12.81)	1:38.46[3] (0:13.09)	1:25.37[3] (0:13.00)	1:12.37[4] (0:12.84)	0:59.53[4] (0:12.23)	0:47.30[6] (0:11.41)	0:35.89[6] (0:11.79)	0:24.10[3] (0:11.96)	0:12.14[4] (0:12.14)
Average Speed [km/h]	44.9	60.2	56.2	55.1	55.5	56.7	59.0	63.4	62.0	60.6	59.1
Top Speed [km/h]	62.8	61.2	58.2	56.4	57.4	58.0	61.5	64.4	62.8	61.1	60.6
Avg. Dist. to Rail [m]	9.9	0.2	0.3	1.1	1.3	2.1	3.0	2.3	2.5	4.9	8.2
Avg. Stride Freq. [Hz]	2.2	2.2	2.1	2.1	2.1	2.1	2.1	2.2	2.2	2.2	2.2
Avg. Stride Length [m]	5.6	7.4	7.1	7.2	7.2	7.2	7.3	7.5	7.5	7.4	7.3



[] Ranking at each section and finish
 -:-:- No data available at this section
 NA No data available

Horse/Jockey Name	DUAL FUEL/Margaret Collett
Finish Rank	3
Fastest Section Time (Section)	0:11.44 (L600)
Top Speed [km/h] (Section)	64.0 (L1000)
Race State	Finished



Morphettville Parks SA - Professional

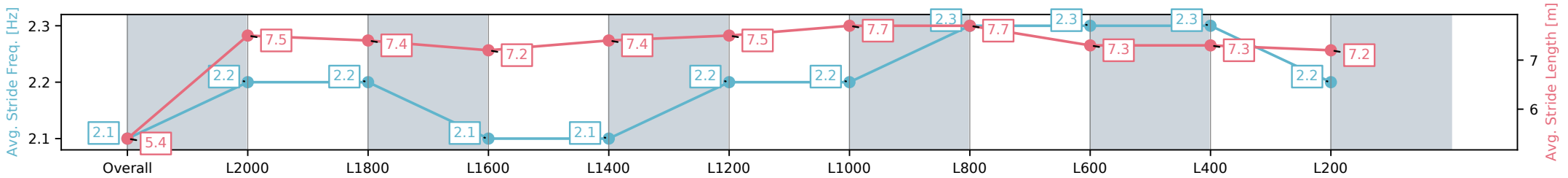
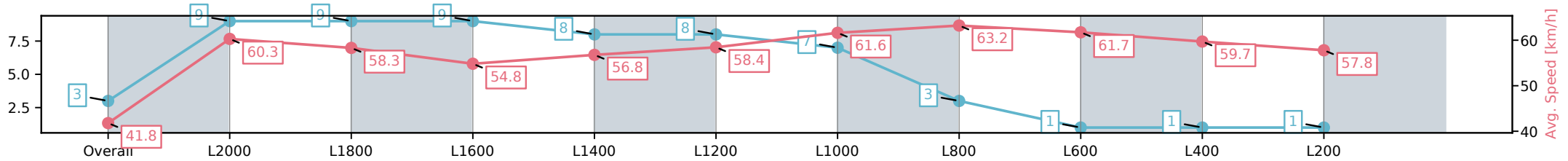
Race 2: Sportsbet Jockey Watch Handicap - 2250m

01 March 2025 - 1:03PM

Track Rating: Good 4, Weather: Fine, Rail Position: +6m Entire Sectional 608m



Section	Overall	L2000	L1800	L1600	L1400	L1200	L1000	L800	L600	L400	L200
Section Times	2:23.41[3] (0:21.49)	2:01.92[9] (0:11.87)	1:50.05[9] (0:12.32)	1:37.73[9] (0:13.15)	1:24.58[8] (0:12.73)	1:11.85[8] (0:12.50)	0:59.35[7] (0:11.70)	0:47.65[3] (0:11.44)	0:36.21[1] (0:11.71)	0:24.50[1] (0:12.08)	0:12.42[1] (0:12.42)
Average Speed [km/h]	41.8	60.3	58.3	54.8	56.8	58.4	61.6	63.2	61.7	59.7	57.8
Top Speed [km/h]	59.5	61.0	59.7	56.4	58.0	59.5	63.2	64.0	62.7	60.3	59.0
Avg. Dist. to Rail [m]	7.2	1.5	0.7	1.5	1.2	2.8	3.5	2.0	0.8	1.8	4.4
Avg. Stride Freq. [Hz]	2.1	2.2	2.2	2.1	2.1	2.2	2.2	2.3	2.3	2.3	2.2
Avg. Stride Length [m]	5.4	7.5	7.4	7.2	7.4	7.5	7.7	7.7	7.3	7.3	7.2



[] Ranking at each section and finish
 -:-:- No data available at this section
 NA No data available

Horse/Jockey Name	LAYBUY/Ben Price
Finish Rank	4
Fastest Section Time (Section)	0:11.51 (L600)
Top Speed [km/h] (Section)	63.3 (L1000)
Race State	Finished



Morphettville Parks SA - Professional

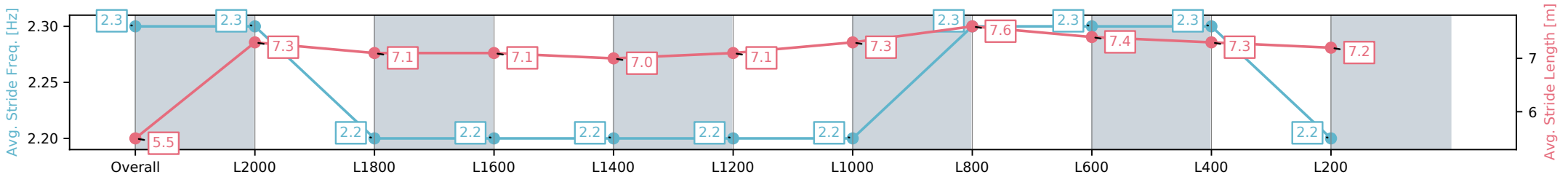
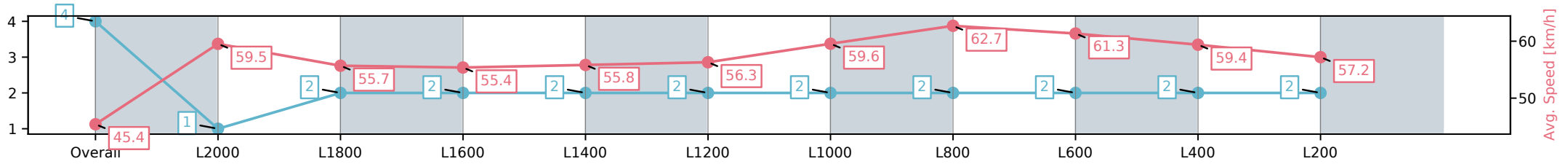
Race 2: Sportsbet Jockey Watch Handicap - 2250m

01 March 2025 - 1:03PM

Track Rating: Good 4, Weather: Fine, Rail Position: +6m Entire Sectional 608m



Section	Overall	L2000	L1800	L1600	L1400	L1200	L1000	L800	L600	L400	L200
Section Times	2:23.72[4] (0:19.80)	2:03.92[1] (0:12.06)	1:51.86[2] (0:12.95)	1:38.91[2] (0:13.01)	1:25.90[2] (0:12.92)	1:12.98[2] (0:12.89)	1:00.09[2] (0:12.11)	0:47.98[2] (0:11.51)	0:36.47[2] (0:11.78)	0:24.69[2] (0:12.16)	0:12.53[2] (0:12.53)
Average Speed [km/h]	45.4	59.5	55.7	55.4	55.8	56.3	59.6	62.7	61.3	59.4	57.2
Top Speed [km/h]	62.7	60.5	58.8	56.3	56.6	56.9	62.9	63.3	62.9	60.3	58.7
Avg. Dist. to Rail [m]	6.9	0.3	0.2	1.0	1.2	1.5	2.2	1.0	0.8	2.0	3.1
Avg. Stride Freq. [Hz]	2.3	2.3	2.2	2.2	2.2	2.2	2.2	2.3	2.3	2.3	2.2
Avg. Stride Length [m]	5.5	7.3	7.1	7.1	7.0	7.1	7.3	7.6	7.4	7.3	7.2



- [] Ranking at each section and finish
- :-:- No data available at this section
- NA No data available

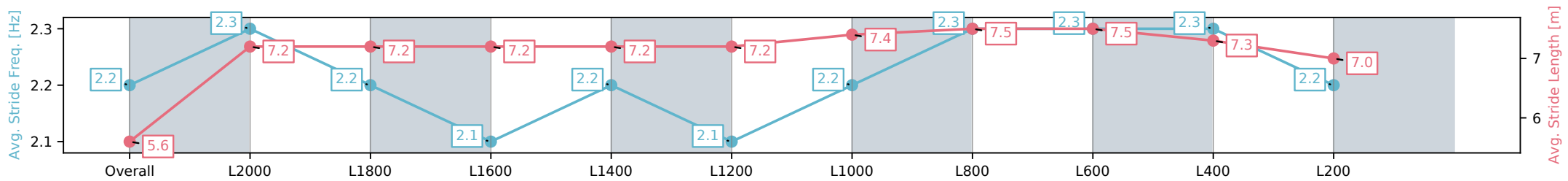
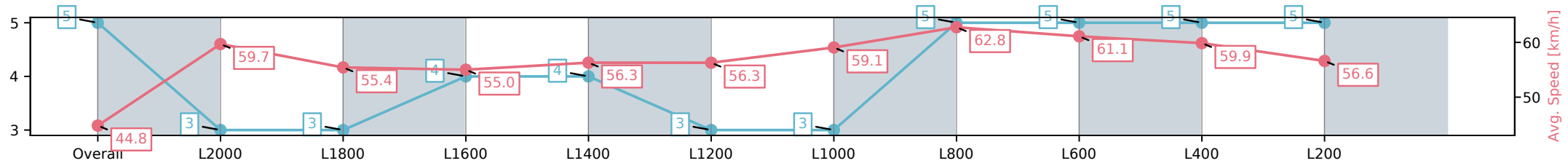
Horse/Jockey Name	WHEELS/Felicity Atkinson
Finish Rank	5
Fastest Section Time (Section)	0:11.51 (L600)
Top Speed [km/h] (Section)	63.8 (L1000)
Race State	Finished



Morphettville Parks SA - Professional
 Race 2: Sportsbet Jockey Watch Handicap - 2250m
 01 March 2025 - 1:03PM
 Track Rating: Good 4, Weather: Fine, Rail Position: +6m Entire Sectional 608m



Section	Overall	L2000	L1800	L1600	L1400	L1200	L1000	L800	L600	L400	L200
Section Times	2:24.06[5] (0:20.03)	2:04.03[3] (0:11.99)	1:52.04[3] (0:12.99)	1:39.05[4] (0:13.08)	1:25.97[4] (0:12.80)	1:13.17[3] (0:12.83)	1:00.34[3] (0:12.20)	0:48.14[5] (0:11.51)	0:36.63[5] (0:11.87)	0:24.76[5] (0:12.08)	0:12.68[5] (0:12.68)
Average Speed [km/h]	44.8	59.7	55.4	55.0	56.3	56.3	59.1	62.8	61.1	59.9	56.6
Top Speed [km/h]	59.7	60.8	57.1	56.7	57.1	58.0	62.1	63.8	61.7	60.8	57.8
Avg. Dist. to Rail [m]	6.2	1.3	0.4	0.8	0.9	0.7	1.1	0.9	1.4	2.9	5.7
Avg. Stride Freq. [Hz]	2.2	2.3	2.2	2.1	2.2	2.1	2.2	2.3	2.3	2.3	2.2
Avg. Stride Length [m]	5.6	7.2	7.2	7.2	7.2	7.2	7.4	7.5	7.5	7.3	7.0



[] Ranking at each section and finish
 -:-:- No data available at this section
 NA No data available

Horse/Jockey Name	WARRANTYTE ROAD/Taylor Johnstone
Finish Rank	6
Fastest Section Time (Section)	0:11.68 (L600)
Top Speed [km/h] (Section)	62.5 (L800)
Race State	Finished



Morphettville Parks SA - Professional

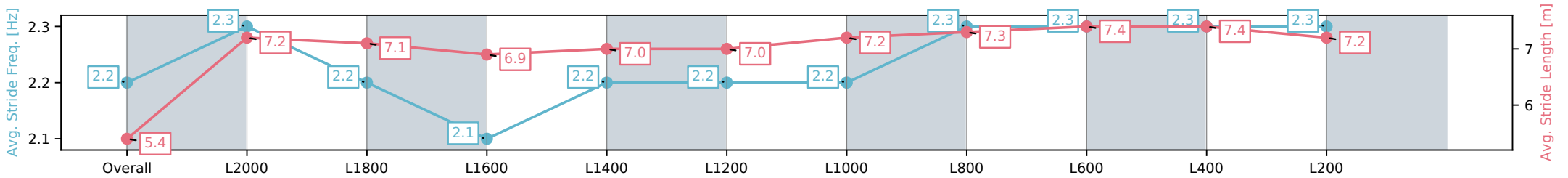
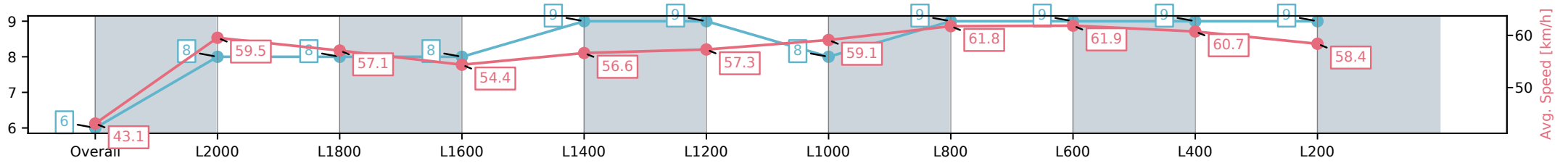
Race 2: Sportsbet Jockey Watch Handicap - 2250m

01 March 2025 - 1:03PM

Track Rating: Good 4, Weather: Fine, Rail Position: +6m Entire Sectional 608m



Section	Overall	L2000	L1800	L1600	L1400	L1200	L1000	L800	L600	L400	L200
Section Times	2:24.09[6] (0:20.89)	2:03.20[8] (0:12.12)	1:51.08[8] (0:12.66)	1:38.42[8] (0:13.25)	1:25.17[9] (0:12.74)	1:12.43[9] (0:12.61)	0:59.82[8] (0:12.19)	0:47.63[9] (0:11.68)	0:35.95[9] (0:11.75)	0:24.20[9] (0:11.91)	0:12.29[9] (0:12.28)
Average Speed [km/h]	43.1	59.5	57.1	54.4	56.6	57.3	59.1	61.8	61.9	60.7	58.4
Top Speed [km/h]	59.6	60.5	59.7	55.9	58.4	58.2	60.7	62.5	62.5	61.4	59.9
Avg. Dist. to Rail [m]	7.7	0.5	0.9	0.8	0.5	0.8	1.5	1.1	1.6	3.1	4.8
Avg. Stride Freq. [Hz]	2.2	2.3	2.2	2.1	2.2	2.2	2.2	2.3	2.3	2.3	2.3
Avg. Stride Length [m]	5.4	7.2	7.1	6.9	7.0	7.0	7.2	7.3	7.4	7.4	7.2



[] Ranking at each section and finish
 -:-:- No data available at this section
 NA No data available

Horse/Jockey Name	BELLAVARDO/Alana Livesey
Finish Rank	7
Fastest Section Time (Section)	0:11.57 (L600)
Top Speed [km/h] (Section)	63.5 (L1000)
Race State	Finished



Morphettville Parks SA - Professional

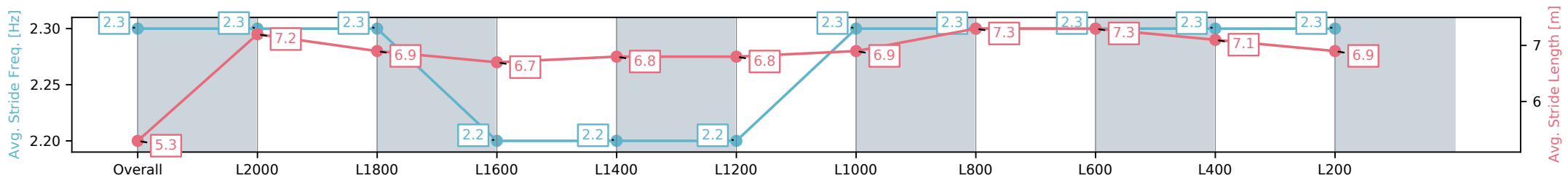
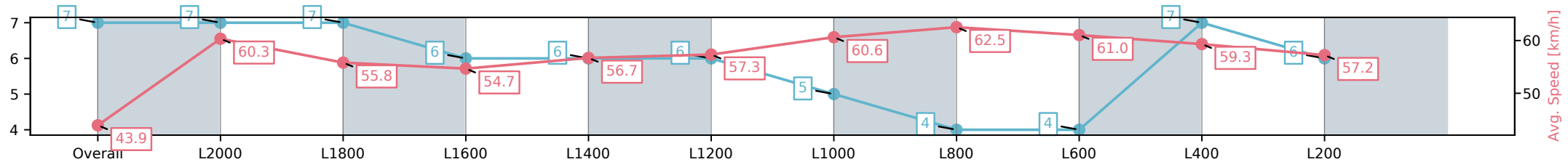
Race 2: Sportsbet Jockey Watch Handicap - 2250m

01 March 2025 - 1:03PM

Track Rating: Good 4, Weather: Fine, Rail Position: +6m Entire Sectional 608m



Section	Overall	L2000	L1800	L1600	L1400	L1200	L1000	L800	L600	L400	L200
Section Times	2:24.14[7] (0:20.51)	2:03.63[7] (0:11.90)	1:51.73[7] (0:12.92)	1:38.81[6] (0:13.18)	1:25.63[6] (0:12.74)	1:12.89[6] (0:12.69)	1:00.20[5] (0:11.90)	0:48.30[4] (0:11.57)	0:36.72[4] (0:12.01)	0:24.71[7] (0:12.20)	0:12.51[6] (0:12.51)
Average Speed [km/h]	43.9	60.3	55.8	54.7	56.7	57.3	60.6	62.5	61.0	59.3	57.2
Top Speed [km/h]	61.2	60.9	58.5	56.6	58.9	59.3	62.0	63.5	63.2	59.8	58.7
Avg. Dist. to Rail [m]	7.0	0.4	0.5	1.5	1.5	1.9	3.2	2.5	3.0	4.0	6.8
Avg. Stride Freq. [Hz]	2.3	2.3	2.3	2.2	2.2	2.2	2.3	2.3	2.3	2.3	2.3
Avg. Stride Length [m]	5.3	7.2	6.9	6.7	6.8	6.8	6.9	7.3	7.3	7.1	6.9



- [] Ranking at each section and finish
- :-:- No data available at this section
- NA No data available

Horse/Jockey Name	ANOTHER FREE GLASS/Stacey Metcalfe
Finish Rank	8
Fastest Section Time (Section)	0:11.44 (L600)
Top Speed [km/h] (Section)	64.1 (L800)
Race State	Finished



Morphettville Parks SA - Professional

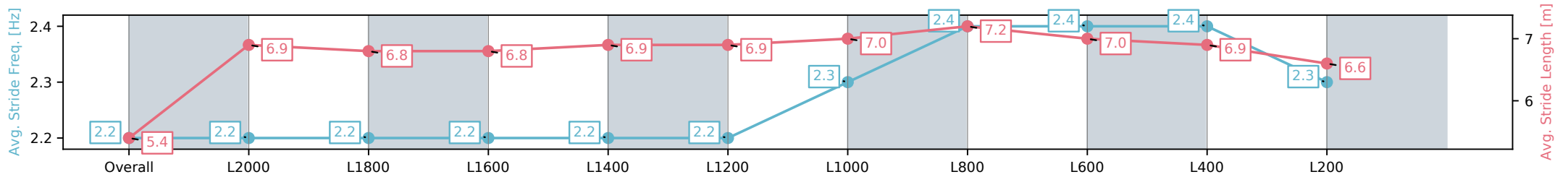
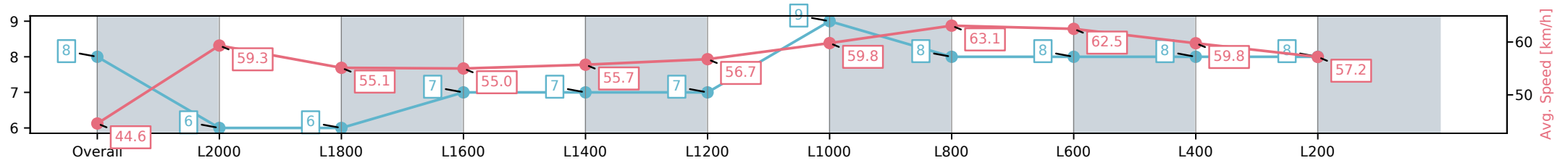
Race 2: Sportsbet Jockey Watch Handicap - 2250m

01 March 2025 - 1:03PM

Track Rating: Good 4, Weather: Fine, Rail Position: +6m Entire Sectional 608m



Section	Overall	L2000	L1800	L1600	L1400	L1200	L1000	L800	L600	L400	L200
Section Times	2:24.22[8] (0:20.18)	2:04.04[6] (0:12.16)	1:51.88[6] (0:13.10)	1:38.78[7] (0:13.11)	1:25.67[7] (0:12.95)	1:12.72[7] (0:12.83)	0:59.89[9] (0:12.05)	0:47.84[8] (0:11.44)	0:36.40[8] (0:11.72)	0:24.68[8] (0:12.15)	0:12.53[8] (0:12.53)
Average Speed [km/h]	44.6	59.3	55.1	55.0	55.7	56.7	59.8	63.1	62.5	59.8	57.2
Top Speed [km/h]	60.2	60.2	58.1	56.7	57.1	57.4	61.8	63.9	64.1	61.3	59.0
Avg. Dist. to Rail [m]	7.1	0.6	0.7	1.1	1.2	1.9	2.1	1.6	2.7	6.2	9.9
Avg. Stride Freq. [Hz]	2.2	2.2	2.2	2.2	2.2	2.2	2.3	2.4	2.4	2.4	2.3
Avg. Stride Length [m]	5.4	6.9	6.8	6.8	6.8	6.9	6.9	7.0	7.2	7.0	6.6



[] Ranking at each section and finish
 -:-:- No data available at this section
 NA No data available

Horse/Jockey Name	KEEVS/Kayla Crowther
Finish Rank	9
Fastest Section Time (Section)	0:11.60 (L600)
Top Speed [km/h] (Section)	63.1 (L1000)
Race State	Finished



Morphettville Parks SA - Professional

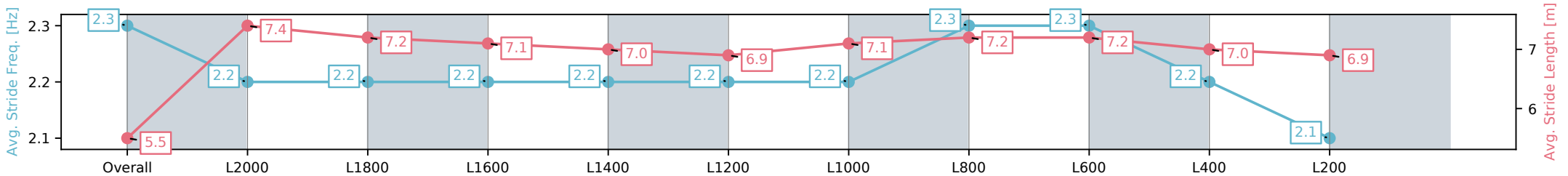
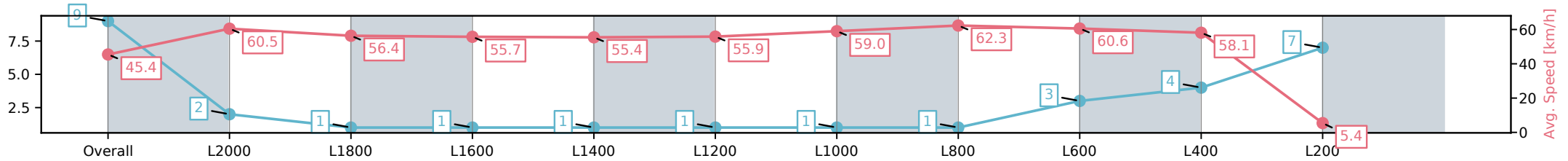
Race 2: Sportsbet Jockey Watch Handicap - 2250m

01 March 2025 - 1:03PM

Track Rating: Good 4, Weather: Fine, Rail Position: +6m Entire Sectional 608m



Section	Overall	L2000	L1800	L1600	L1400	L1200	L1000	L800	L600	L400	L200
Section Times	4:24.57[9] (0:19.85)	4:04.72[2] (0:11.95)	3:52.77[1] (0:12.83)	3:39.94[1] (0:12.95)	3:26.99[1] (0:12.96)	3:14.03[1] (0:12.99)	3:01.04[1] (0:12.20)	2:48.84[1] (0:11.60)	2:37.24[3] (0:11.93)	2:25.31[4] (0:12.40)	2:12.91[7] (2:12.91)
Average Speed [km/h]	45.4	60.5	56.4	55.7	55.4	55.9	59.0	62.3	60.6	58.1	5.4
Top Speed [km/h]	61.5	61.7	58.8	56.3	55.8	56.4	62.4	63.1	61.3	59.3	56.5
Avg. Dist. to Rail [m]	8.6	1.0	1.0	1.3	0.4	1.0	2.0	1.3	0.7	1.2	1.7
Avg. Stride Freq. [Hz]	2.3	2.2	2.2	2.2	2.2	2.2	2.2	2.3	2.3	2.2	2.1
Avg. Stride Length [m]	5.5	7.4	7.2	7.1	7.0	6.9	7.1	7.2	7.2	7.0	6.9



[] Ranking at each section and finish
 -:-:- No data available at this section
 NA No data available