



RACINGSA

Morphettville SA

Race 9: Canadian Club Handicap - 1050m

22 February 2025 - 5:20PM



Morphettville

Track Rating: Good 4, Weather: Fine, Rail Position: +9m 1200m-WP, +5m Remainder

Section Field Times							Overall	L1000	L800	L600	L400	L200		
							1:00.40 (0:05.35)	0:55.04 (0:10.81)	0:44.24 (0:10.32)	0:33.92 (0:10.70)	0:23.21 (0:11.20)	0:12.01 (0:12.01)		
Position	#	Horse/Jockey	Barrier	Top Speed [km/h]	Fastest Section	First 400m						Margin	Distance Travelled From Winner [m]	
1	6	SUZIDO Tianni Chapman	3	72.0 1200-1000	0:10.32 800-600	0:23.90	1:00.40 (0:05.47)	0:54.93 [2] (0:10.69)	0:44.24 [1] (0:10.32)	0:33.92 [1] (0:10.70)	0:23.22 [1] (0:11.20)	0:12.02 [1] (0:12.02)	1:00.40	
2	16	MY RUBY Alana Kelly	2	70.2 1000-800	0:10.38 800-600	0:24.34	1:00.63 (0:05.53)	0:55.10 [5] (0:10.95)	0:44.15 [5] (0:10.38)	0:33.77 [5] (0:10.64)	0:23.13 [5] (0:11.19)	0:11.94 [7] (0:11.94)	1.53L	+3
3	14	IMMORTAL BLISS Todd Pannell	10	72.8 800-600	0:10.27 800-600	0:24.59	1:00.67 (0:05.56)	0:55.11 [6] (0:11.24)	0:43.87 [9] (0:10.27)	0:33.60 [8] (0:10.60)	0:23.00 [8] (0:10.96)	0:12.04 [3] (0:12.04)	1.8L	+12
4	13	SHE'S XTRAVAGANT Ben Price	9	70.7 1000-800	0:10.28 800-600	0:24.11	1:00.69 (0:05.35)	0:55.34 [1] (0:10.93)	0:44.41 [4] (0:10.28)	0:34.13 [3] (0:10.80)	0:23.33 [3] (0:11.13)	0:12.20 [2] (0:12.20)	1.92L	+7
5	5	THE JOURNO Jacob Opperman	5	71.5 1000-800	0:10.38 800-600	0:24.63	1:00.71 (0:05.66)	0:55.05 [9] (0:11.11)	0:43.94 [8] (0:10.38)	0:33.56 [9] (0:10.68)	0:22.88 [10] (0:10.95)	0:11.93 [8] (0:11.93)	2.09L	+11
6	3	ROCKSTAR MEGGSY Taylor Johnstone	1	71.2 1000-800	0:10.26 800-600	0:24.50	1:00.73 (0:05.50)	0:55.23 [4] (0:11.17)	0:44.06 [7] (0:10.26)	0:33.80 [6] (0:10.65)	0:23.15 [6] (0:11.11)	0:12.04 [6] (0:12.04)	2.17L	+3
7	9	BOLTONOVA Will Price	11	71.6 1000-800	0:10.39 800-600	0:23.87	1:00.86 (0:05.60)	0:55.26 [7] (0:10.63)	0:44.63 [2] (0:10.39)	0:34.24 [4] (0:10.78)	0:23.46 [4] (0:11.24)	0:12.22 [4] (0:12.22)	3.03L	+6
8	7	TALKIN' ITALIAN Manoel Nunes	4	71.2 1000-800	0:10.31 800-600	0:24.62	1:00.88 (0:05.90)	0:54.98 [10] (0:10.94)	0:44.04 [10] (0:10.31)	0:33.73 [10] (0:10.67)	0:23.06 [9] (0:11.05)	0:12.01 [10] (0:12.01)	3.14L	+8
9	11	BLANC VISAGE Jason Holder	8	70.6 800-600	0:10.43 800-600	0:24.43	1:00.98 (0:05.49)	0:55.49 [3] (0:11.04)	0:44.45 [6] (0:10.43)	0:34.02 [7] (0:10.63)	0:23.39 [7] (0:11.25)	0:12.14 [9] (0:12.14)	3.85L	+10
10	2	THE MAGISTRATE Jaylah Kennedy	6	71.1 1000-800	0:10.28 800-600	0:23.98	1:01.03 (0:05.65)	0:55.38 [8] (0:10.62)	0:44.76 [3] (0:10.28)	0:34.48 [2] (0:10.74)	0:23.74 [2] (0:11.35)	0:12.39 [5] (0:12.39)	4.15L	+0

Scratched: Secret War (#1), Gracie's Rain (#4), Mesroul (#8), El Pibe De Oro (#10), Mazovia (#12), Truly Elsa (#15), Zufasta (#17)

Report Created: Sat 22 February 2025 18:03:50 GMT+11 (Note: Timing is based on positional data)

- [] Position in running at each section and finish
- #: Saddle cloth number
- No data available at this section
- DNF Did not finish
- NA No data available
- DNT Did not track
- █ Background shading for fastest section

Horse/Jockey Name	SUZIDO/Tianni Chapman
Finish Rank	1
Fastest Section Time (Section)	0:10.32 (L800)
Top Speed [km/h] (Section)	72.0 (Overall)
Race State	Finished



Morphettville SA - Professional

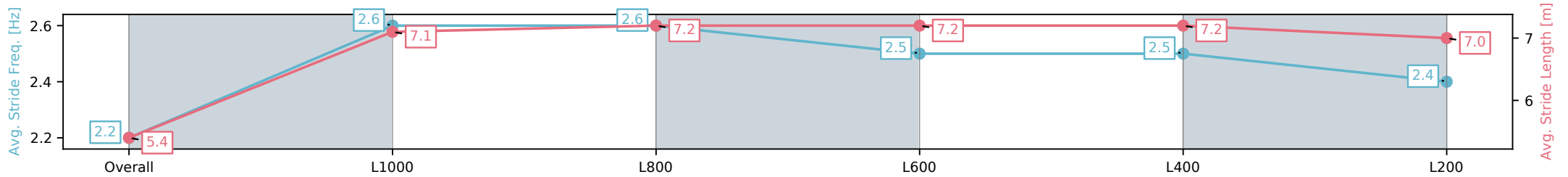
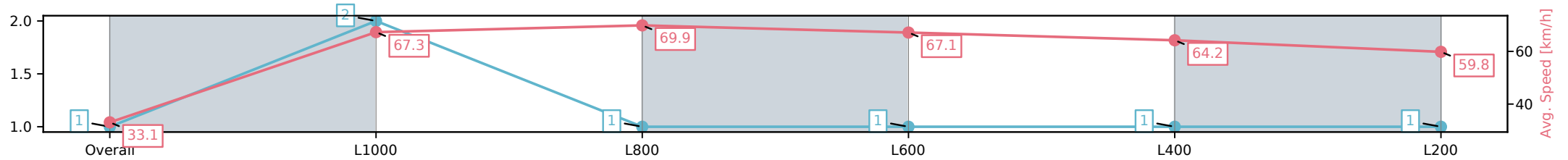
Race 9: Canadian Club Handicap - 1050m

22 February 2025 - 5:20PM

Track Rating: Good 4, Weather: Fine, Rail Position: +9m 1200m-WP, +5m Remainder



Section	Overall	L1000	L800	L600	L400	L200
Section Times	1:00.40[1] (0:05.47)	0:54.93[2] (0:10.69)	0:44.24[1] (0:10.32)	0:33.92[1] (0:10.70)	0:23.22[1] (0:11.20)	0:12.02[1] (0:12.02)
Average Speed [km/h]	33.1	67.3	69.9	67.1	64.2	59.8
Top Speed [km/h]	58.7	72.0	71.8	68.8	65.2	63.6
Avg. Dist. to Rail [m]	3.4	1.4	0.2	0.4	1.2	1.5
Avg. Stride Freq. [Hz]	2.2	2.6	2.6	2.5	2.5	2.4
Avg. Stride Length [m]	5.4	7.1	7.2	7.2	7.2	7.0



[] Ranking at each section and finish
 -:-:- No data available at this section
 NA No data available

Horse/Jockey Name	MY RUBY/Alana Kelly
Finish Rank	2
Fastest Section Time (Section)	0:10.38 (L800)
Top Speed [km/h] (Section)	70.2 (L1000)
Race State	Finished



Morphettville SA - Professional

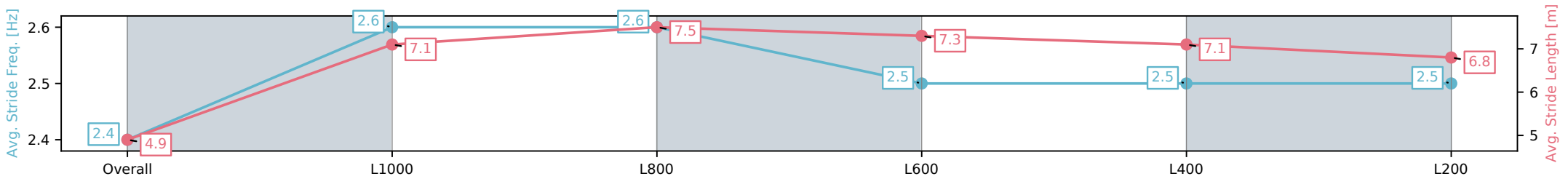
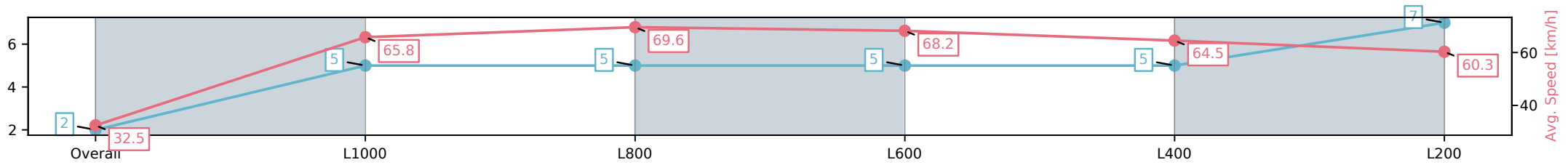
Race 9: Canadian Club Handicap - 1050m

22 February 2025 - 5:20PM

Track Rating: Good 4, Weather: Fine, Rail Position: +9m 1200m-WP, +5m Remainder



Section	Overall	L1000	L800	L600	L400	L200
Section Times	1:00.63[2] (0:05.53)	0:55.10[5] (0:10.95)	0:44.15[5] (0:10.38)	0:33.77[5] (0:10.64)	0:23.13[5] (0:11.19)	0:11.94[7] (0:11.94)
Average Speed [km/h]	32.5	65.8	69.6	68.2	64.5	60.3
Top Speed [km/h]	55.6	70.1	70.2	69.4	65.5	64.3
Avg. Dist. to Rail [m]	2.0	1.2	0.7	1.5	2.8	3.0
Avg. Stride Freq. [Hz]	2.4	2.6	2.6	2.5	2.5	2.5
Avg. Stride Length [m]	4.9	7.1	7.5	7.3	7.1	6.8



[] Ranking at each section and finish
 -:-:- No data available at this section
 NA No data available

Horse/Jockey Name	IMMORTAL BLISS/Todd Pannell
Finish Rank	3
Fastest Section Time (Section)	0:10.27 (L800)
Top Speed [km/h] (Section)	72.8 (L800)
Race State	Finished



Morphettville SA - Professional

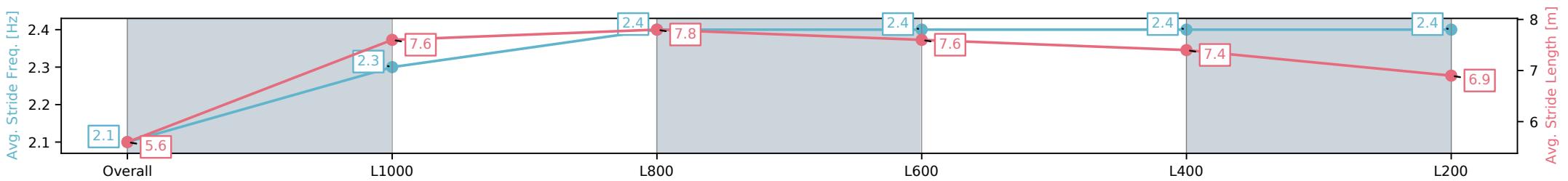
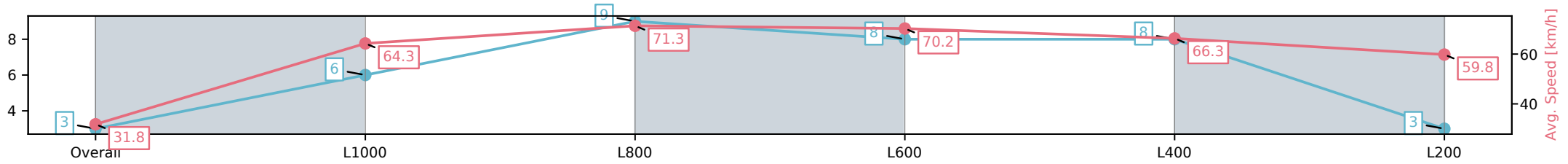
Race 9: Canadian Club Handicap - 1050m

22 February 2025 - 5:20PM

Track Rating: Good 4, Weather: Fine, Rail Position: +9m 1200m-WP, +5m Remainder



Section	Overall	L1000	L800	L600	L400	L200
Section Times	1:00.67[3] (0:05.56)	0:55.11[6] (0:11.24)	0:43.87[9] (0:10.27)	0:33.60[8] (0:10.60)	0:23.00[8] (0:10.96)	0:12.04[3] (0:12.04)
Average Speed [km/h]	31.8	64.3	71.3	70.2	66.3	59.8
Top Speed [km/h]	54.7	69.3	72.8	72.8	67.7	63.4
Avg. Dist. to Rail [m]	8.8	3.8	3.9	6.9	7.3	7.4
Avg. Stride Freq. [Hz]	2.1	2.3	2.4	2.4	2.4	2.4
Avg. Stride Length [m]	5.6	7.6	7.8	7.6	7.4	6.9



[] Ranking at each section and finish
 -:-:- No data available at this section
 NA No data available

Horse/Jockey Name	SHE'S XTRAVAGANT/Ben Price
Finish Rank	4
Fastest Section Time (Section)	0:10.28 (L800)
Top Speed [km/h] (Section)	70.7 (L1000)
Race State	Finished



Morphettville SA - Professional

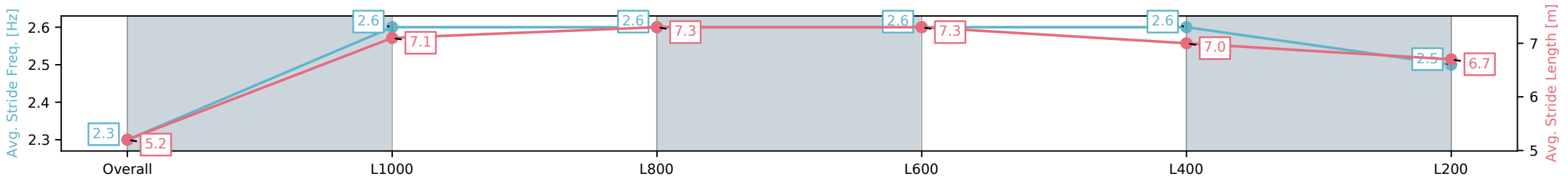
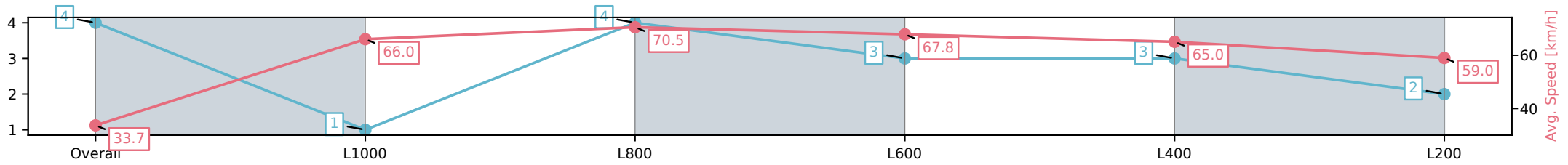
Race 9: Canadian Club Handicap - 1050m

22 February 2025 - 5:20PM

Track Rating: Good 4, Weather: Fine, Rail Position: +9m 1200m-WP, +5m Remainder



Section	Overall	L1000	L800	L600	L400	L200
Section Times	1:00.69[4] (0:05.35)	0:55.34[1] (0:10.93)	0:44.41[4] (0:10.28)	0:34.13[3] (0:10.80)	0:23.33[3] (0:11.13)	0:12.20[2] (0:12.20)
Average Speed [km/h]	33.7	66.0	70.5	67.8	65.0	59.0
Top Speed [km/h]	56.8	69.9	70.7	68.8	67.9	63.2
Avg. Dist. to Rail [m]	7.3	3.7	1.7	3.5	5.3	5.7
Avg. Stride Freq. [Hz]	2.3	2.6	2.6	2.6	2.6	2.5
Avg. Stride Length [m]	5.2	7.1	7.3	7.3	7.0	6.7



- [] Ranking at each section and finish
- :-:- No data available at this section
- NA No data available

Horse/Jockey Name	THE JOURNO/Jacob Opperman
Finish Rank	5
Fastest Section Time (Section)	0:10.38 (L800)
Top Speed [km/h] (Section)	71.5 (L1000)
Race State	Finished



Morphettville SA - Professional

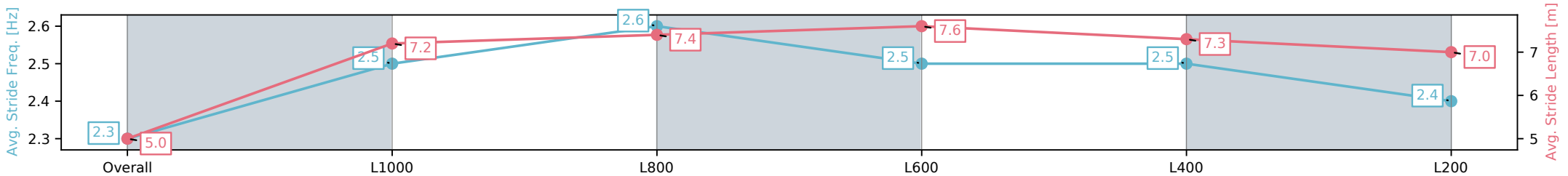
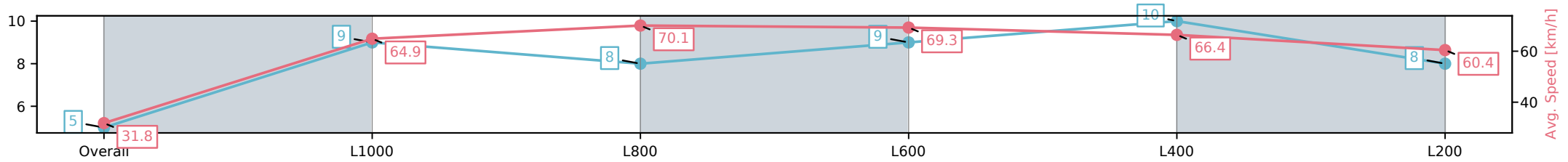
Race 9: Canadian Club Handicap - 1050m

22 February 2025 - 5:20PM

Track Rating: Good 4, Weather: Fine, Rail Position: +9m 1200m-WP, +5m Remainder



Section	Overall	L1000	L800	L600	L400	L200
Section Times	1:00.71[5] (0:05.66)	0:55.05[9] (0:11.11)	0:43.94[8] (0:10.38)	0:33.56[9] (0:10.68)	0:22.88[10] (0:10.95)	0:11.93[8] (0:11.93)
Average Speed [km/h]	31.8	64.9	70.1	69.3	66.4	60.4
Top Speed [km/h]	55.7	68.5	71.5	71.3	67.9	65.2
Avg. Dist. to Rail [m]	4.5	2.4	2.6	5.1	8.6	8.7
Avg. Stride Freq. [Hz]	2.3	2.5	2.6	2.5	2.5	2.4
Avg. Stride Length [m]	5.0	7.2	7.4	7.6	7.3	7.0



[] Ranking at each section and finish
 -:-:- No data available at this section
 NA No data available

Horse/Jockey Name	ROCKSTAR MEGGSY/Taylor Johnstone
Finish Rank	6
Fastest Section Time (Section)	0:10.26 (L800)
Top Speed [km/h] (Section)	71.2 (L1000)
Race State	Finished



Morphettville SA - Professional

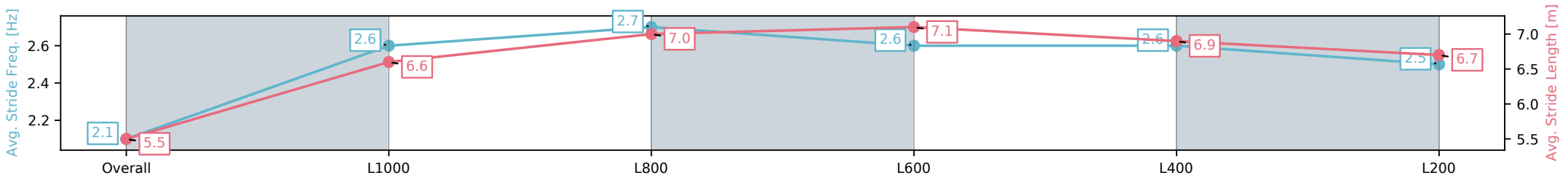
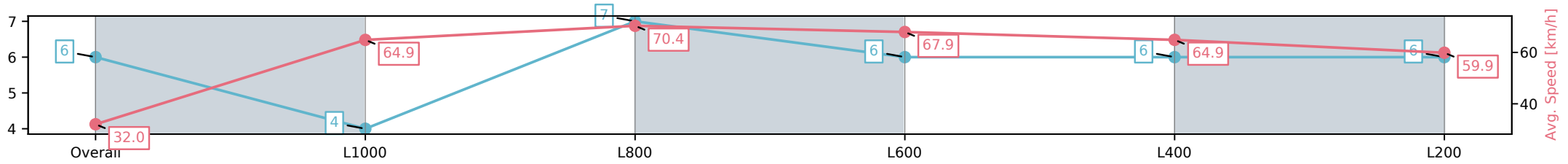
Race 9: Canadian Club Handicap - 1050m

22 February 2025 - 5:20PM

Track Rating: Good 4, Weather: Fine, Rail Position: +9m 1200m-WP, +5m Remainder



Section	Overall	L1000	L800	L600	L400	L200
Section Times	1:00.73[6] (0:05.50)	0:55.23[4] (0:11.17)	0:44.06[7] (0:10.26)	0:33.80[6] (0:10.65)	0:23.15[6] (0:11.11)	0:12.04[6] (0:12.04)
Average Speed [km/h]	32.0	64.9	70.4	67.9	64.9	59.9
Top Speed [km/h]	56.2	69.1	71.2	69.5	67.0	63.4
Avg. Dist. to Rail [m]	1.2	0.7	0.6	1.0	1.7	1.7
Avg. Stride Freq. [Hz]	2.1	2.6	2.7	2.6	2.6	2.5
Avg. Stride Length [m]	5.5	6.6	7.0	7.1	6.9	6.7



- [] Ranking at each section and finish
- :-:- No data available at this section
- NA No data available

Horse/Jockey Name	BOLTONOVA/Will Price
Finish Rank	7
Fastest Section Time (Section)	0:10.39 (L800)
Top Speed [km/h] (Section)	71.6 (L1000)
Race State	Finished



Morphettville SA - Professional

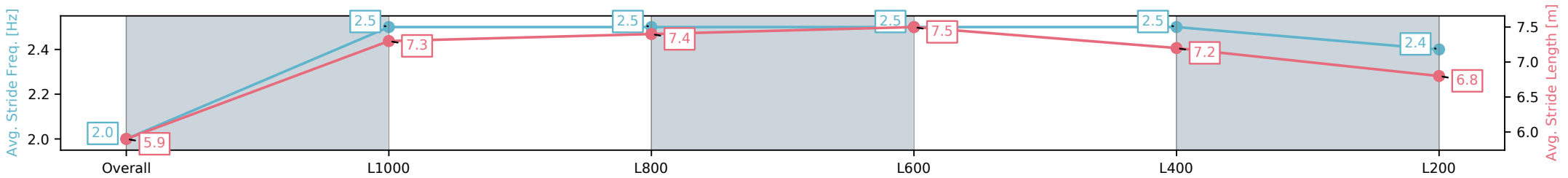
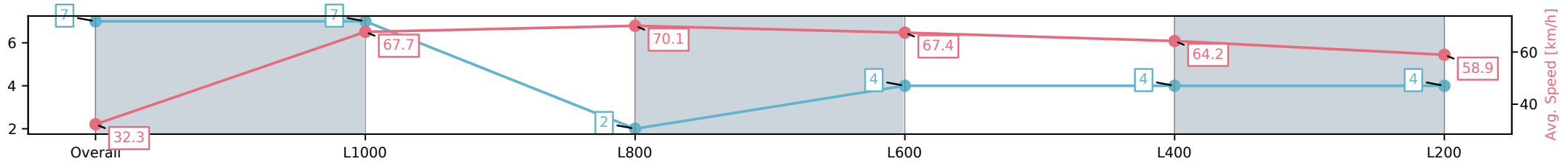
Race 9: Canadian Club Handicap - 1050m

22 February 2025 - 5:20PM

Track Rating: Good 4, Weather: Fine, Rail Position: +9m 1200m-WP, +5m Remainder



Section	Overall	L1000	L800	L600	L400	L200
Section Times	1:00.86[7] (0:05.60)	0:55.26[7] (0:10.63)	0:44.63[2] (0:10.39)	0:34.24[4] (0:10.78)	0:23.46[4] (0:11.24)	0:12.22[4] (0:12.22)
Average Speed [km/h]	32.3	67.7	70.1	67.4	64.2	58.9
Top Speed [km/h]	59.4	71.5	71.6	69.6	65.9	62.3
Avg. Dist. to Rail [m]	11.5	8.7	3.1	2.0	3.1	3.7
Avg. Stride Freq. [Hz]	2.0	2.5	2.5	2.5	2.5	2.4
Avg. Stride Length [m]	5.9	7.3	7.4	7.5	7.2	6.8



[] Ranking at each section and finish
 -:-:- No data available at this section
 NA No data available

Horse/Jockey Name	TALKIN' ITALIAN/Manoel Nunes
Finish Rank	8
Fastest Section Time (Section)	0:10.31 (L800)
Top Speed [km/h] (Section)	71.2 (L1000)
Race State	Finished



Morphettville SA - Professional

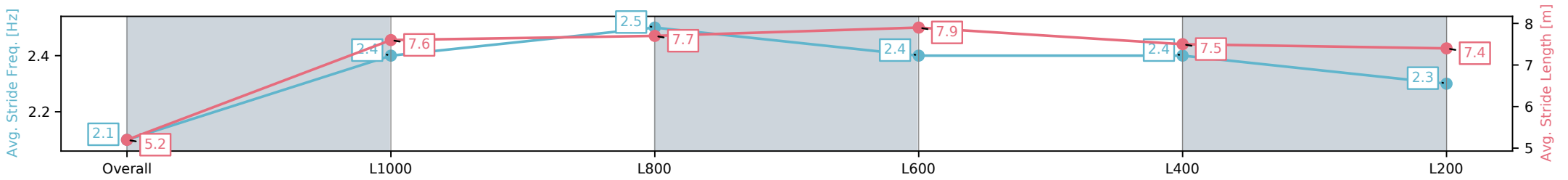
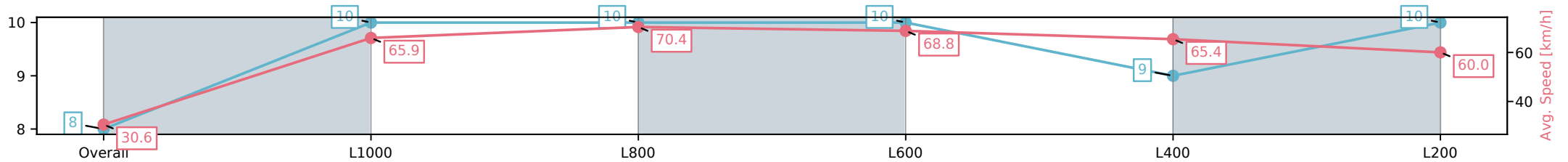
Race 9: Canadian Club Handicap - 1050m

22 February 2025 - 5:20PM

Track Rating: Good 4, Weather: Fine, Rail Position: +9m 1200m-WP, +5m Remainder



Section	Overall	L1000	L800	L600	L400	L200
Section Times	1:00.88[8] (0:05.90)	0:54.98[10] (0:10.94)	0:44.04[10] (0:10.31)	0:33.73[10] (0:10.67)	0:23.06[9] (0:11.05)	0:12.01[10] (0:12.01)
Average Speed [km/h]	30.6	65.9	70.4	68.8	65.4	60.0
Top Speed [km/h]	57.9	70.3	71.2	70.1	66.9	63.5
Avg. Dist. to Rail [m]	2.1	0.7	1.7	4.0	4.0	5.0
Avg. Stride Freq. [Hz]	2.1	2.4	2.5	2.4	2.4	2.3
Avg. Stride Length [m]	5.2	7.6	7.7	7.9	7.5	7.4



[] Ranking at each section and finish
 -:-:- No data available at this section
 NA No data available

Horse/Jockey Name	BLANC VISAGE/Jason Holder
Finish Rank	9
Fastest Section Time (Section)	0:10.43 (L800)
Top Speed [km/h] (Section)	70.6 (L800)
Race State	Finished



Morphettville SA - Professional

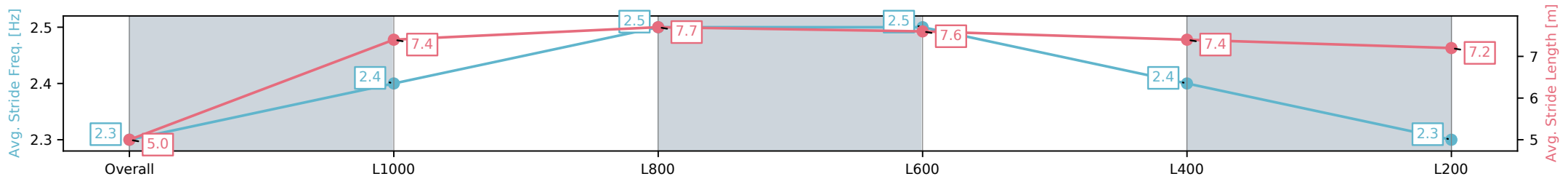
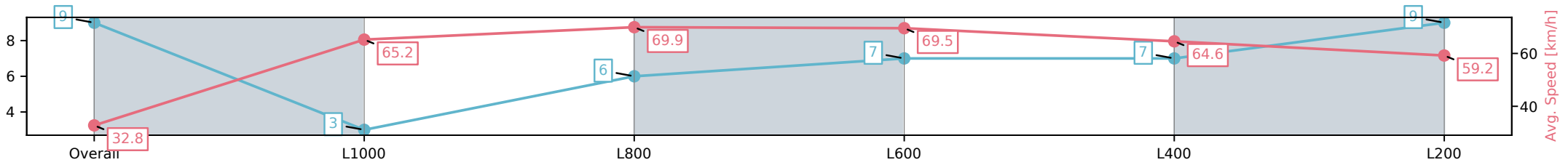
Race 9: Canadian Club Handicap - 1050m

22 February 2025 - 5:20PM

Track Rating: Good 4, Weather: Fine, Rail Position: +9m 1200m-WP, +5m Remainder



Section	Overall	L1000	L800	L600	L400	L200
Section Times	1:00.98[9] (0:05.49)	0:55.49[3] (0:11.04)	0:44.45[6] (0:10.43)	0:34.02[7] (0:10.63)	0:23.39[7] (0:11.25)	0:12.14[9] (0:12.14)
Average Speed [km/h]	32.8	65.2	69.9	69.5	64.6	59.2
Top Speed [km/h]	54.3	69.0	70.3	70.6	66.8	63.2
Avg. Dist. to Rail [m]	6.4	4.1	2.9	5.5	6.2	6.9
Avg. Stride Freq. [Hz]	2.3	2.4	2.5	2.5	2.4	2.3
Avg. Stride Length [m]	5.0	7.4	7.7	7.6	7.4	7.2



- [] Ranking at each section and finish
- :-:- No data available at this section
- NA No data available

Horse/Jockey Name	THE MAGISTRATE/Jaylah Kennedy
Finish Rank	10
Fastest Section Time (Section)	0:10.28 (L800)
Top Speed [km/h] (Section)	71.1 (L1000)
Race State	Finished



Morphettville SA - Professional

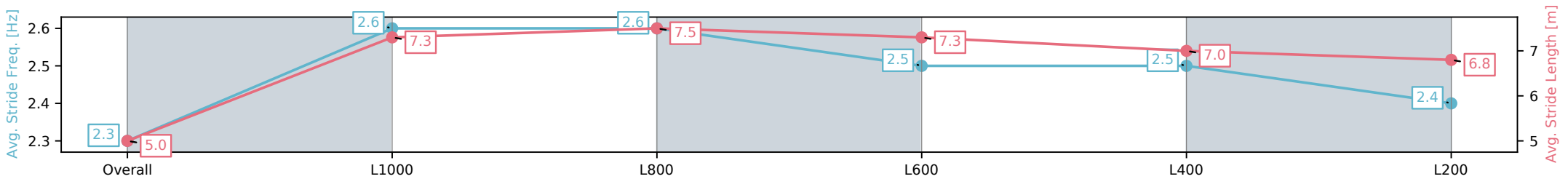
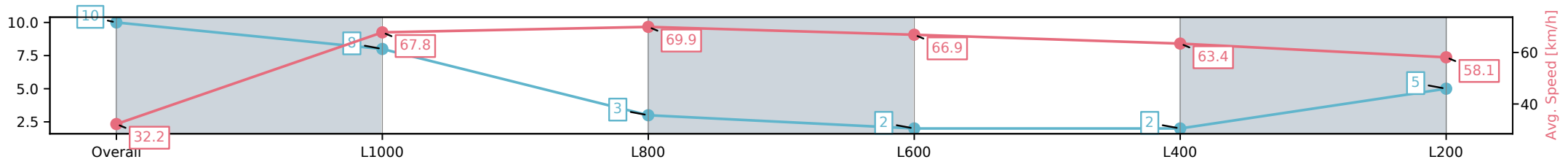
Race 9: Canadian Club Handicap - 1050m

22 February 2025 - 5:20PM

Track Rating: Good 4, Weather: Fine, Rail Position: +9m 1200m-WP, +5m Remainder



Section	Overall	L1000	L800	L600	L400	L200
Section Times	1:01.03[10] (0:05.65)	0:55.38[8] (0:10.62)	0:44.76[3] (0:10.28)	0:34.48[2] (0:10.74)	0:23.74[2] (0:11.35)	0:12.39[5] (0:12.39)
Average Speed [km/h]	32.2	67.8	69.9	66.9	63.4	58.1
Top Speed [km/h]	59.5	71.0	71.1	68.2	65.3	61.7
Avg. Dist. to Rail [m]	5.4	2.4	0.9	0.5	1.5	2.2
Avg. Stride Freq. [Hz]	2.3	2.6	2.6	2.5	2.5	2.4
Avg. Stride Length [m]	5.0	7.3	7.5	7.3	7.0	6.8



- [] Ranking at each section and finish
- :-:- No data available at this section
- NA No data available