



RACINGSA

Morphettville SA

Race 6: Happy 40th Birthday Chris Bieg Handicap - 1200m

22 February 2025 - 3:23PM



Morphettville

Track Rating: Good 4, Weather: Fine, Rail Position: +9m 1200m-WP, +5m Remainder

Section Field Times							Overall	L1000	L800	L600	L400	L200		
							1:09.67 (0:13.77)	0:55.90 (0:10.88)	0:45.03 (0:11.08)	0:33.94 (0:11.17)	0:22.77 (0:11.31)	0:11.46 (0:11.46)		
Position	#	Horse/Jockey	Barrier	Top Speed [km/h]	Fastest Section	First 400m						Margin	Distance Travelled From Winner [m]	
1	1	BAKEEL Manoel Nunes	12	68.2 1200-1000	0:10.85 400-200	0:25.26	1:09.67 (0:14.40)	0:55.27 [9] (0:10.86)	0:44.41 [8] (0:10.99)	0:33.42 [8] (0:11.13)	0:22.29 [7] (0:10.85)	0:11.44 [2] (0:11.44)	1:09.67	
2	4	DANCING STORM Lachlan Neindorf	9	67.9 1200-1000	0:10.97 1000-800	0:24.95	1:09.98 (0:13.98)	0:56.00 [3] (0:10.97)	0:45.03 [6] (0:11.09)	0:33.94 [6] (0:11.18)	0:22.76 [6] (0:11.06)	0:11.70 [3] (0:11.70)	2.03L	+1
3	7	PRESS EXPRESS Teagan Voorham	10	66.7 1000-800	0:10.98 1000-800	0:25.23	1:10.03 (0:14.25)	0:55.78 [7] (0:10.98)	0:44.80 [7] (0:11.07)	0:33.73 [10] (0:11.25)	0:22.48 [10] (0:11.01)	0:11.47 [9] (0:11.47)	2.35L	-1
4	13	CORK HARBOUR Alana Livesey	7	67.2 1200-1000	0:10.92 1000-800	0:24.68	1:10.19 (0:13.76)	0:56.43 [1] (0:10.92)	0:45.51 [2] (0:11.04)	0:34.47 [1] (0:11.18)	0:23.29 [1] (0:11.30)	0:11.99 [1] (0:11.99)	3.33L	-3
5	5	DECLARED Jake Toeroek	2	67.7 1200-1000	0:10.83 1000-800	0:24.94	1:10.20 (0:14.11)	0:56.09 [6] (0:10.83)	0:45.26 [5] (0:11.07)	0:34.19 [5] (0:11.13)	0:23.06 [4] (0:11.32)	0:11.74 [7] (0:11.74)	3.4L	-10
6	3	LUMBER PUNK Margaret Collett	5	67.5 1000-800	0:10.91 800-600	0:25.31	1:10.38 (0:14.38)	0:56.00 [8] (0:10.93)	0:45.07 [9] (0:10.91)	0:34.16 [7] (0:11.18)	0:22.98 [9] (0:11.14)	0:11.84 [8] (0:11.84)	4.55L	-4
7	6	SHISUTA BO Taylor Johnstone	8	66.9 1200-1000	0:10.87 1000-800	0:24.85	1:10.39 (0:13.98)	0:56.41 [3] (0:10.87)	0:45.54 [4] (0:11.12)	0:34.42 [4] (0:11.18)	0:23.24 [5] (0:11.18)	0:12.06 [5] (0:12.06)	4.64L	-3
8	8	NOUVEAU Jaylah Kennedy	4	68.0 1200-1000	0:10.77 1000-800	0:24.84	1:10.45 (0:14.07)	0:56.38 [5] (0:10.77)	0:45.61 [3] (0:11.05)	0:34.56 [2] (0:11.15)	0:23.41 [2] (0:11.26)	0:12.15 [4] (0:12.15)	5.02L	-5
9	11	GOLD SPIRIT Ben Price	6	68.4 1200-1000	0:10.85 1000-800	0:24.64	1:10.62 (0:13.79)	0:56.83 [2] (0:10.85)	0:45.98 [1] (0:11.27)	0:34.71 [3] (0:11.14)	0:23.57 [3] (0:11.40)	0:12.17 [6] (0:12.17)	6.07L	-7
10	9	TALISAY Rochelle Milnes	3	65.5 1200-1000	0:11.02 600-400	0:25.69	1:10.64 (0:14.52)	0:56.12 [11] (0:11.17)	0:44.95 [12] (0:11.13)	0:33.82 [12] (0:11.02)	0:22.80 [12] (0:11.12)	0:11.68 [12] (0:11.68)	6.19L	-11

Scratched: Lady Of Savoy (#12)

- [] Position in running at each section and finish
- #: Saddle cloth number
- :-:-- No data available at this section
- DNF Did not finish
- NA No data available
- DNT Did not track
- █ Background shading for fastest section



Morphettville SA
Race 6: Happy 40th Birthday Chris Bieg Handicap - 1200m
 22 February 2025 - 3:23PM



Track Rating: Good 4, Weather: Fine, Rail Position: +9m 1200m-WP, +5m Remainder

Section Field Times							Overall	L1000	L800	L600	L400	L200		
							1:09.67 (0:13.77)	0:55.90 (0:10.88)	0:45.03 (0:11.08)	0:33.94 (0:11.17)	0:22.77 (0:11.31)	0:11.46 (0:11.46)		
Position	#	Horse/Jockey	Barrier	Top Speed [km/h]	Fastest Section	First 400m							Margin	Distance Travelled From Winner [m]
11	2	POMPEII EMPIRE	11	66.8	0:11.01	0:25.57	1:10.68	0:56.15 [12]	0:45.10 [11]	0:34.06 [11]	0:22.92 [11]	0:11.91 [11]	6.47L	-2
		Caitlin Jones		1000-800	400-200		(0:14.53)	(0:11.05)	(0:11.04)	(0:11.14)	(0:11.01)	(0:11.91)		
12	10	TIPSY TORONADO	1	67.3	0:10.92	0:25.34	1:10.90	0:56.48 [10]	0:45.56 [10]	0:34.63 [9]	0:23.51 [8]	0:12.25 [10]	7.84L	-7
		Zac Spain		1200-1000	1000-800		(0:14.42)	(0:10.92)	(0:10.93)	(0:11.12)	(0:11.26)	(0:12.25)		

Scratched: Lady Of Savoy (#12)

- [] Position in running at each section and finish
- #: Saddle cloth number
- :--- No data available at this section
- DNF Did not finish
- NA No data available
- DNT Did not track
- █ Background shading for fastest section

Horse/Jockey Name	BAKEEL/Manoel Nunes
Finish Rank	1
Fastest Section Time (Section)	0:10.85 (L400)
Top Speed [km/h] (Section)	68.2 (Overall)
Race State	Finished



Morphettville SA - Professional

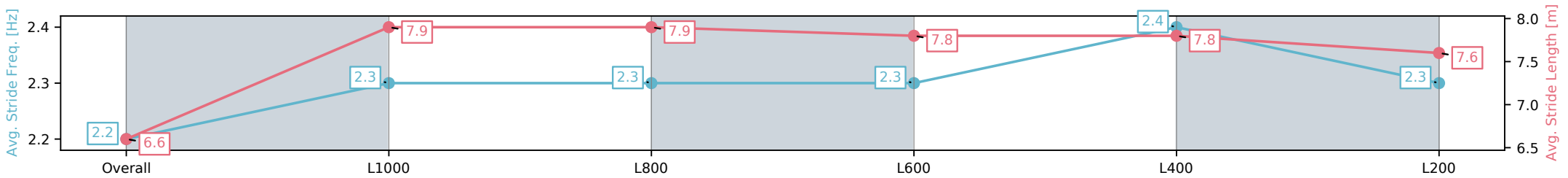
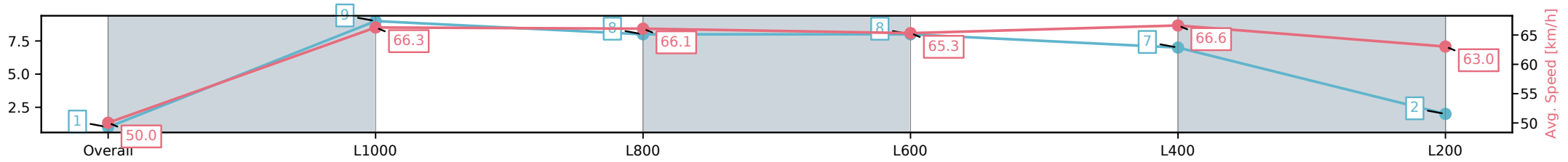
Race 6: Happy 40th Birthday Chris Bieg Handicap - 1200m

22 February 2025 - 3:23PM

Track Rating: Good 4, Weather: Fine, Rail Position: +9m 1200m-WP, +5m Remainder



Section	Overall	L1000	L800	L600	L400	L200
Section Times	1:09.67[1] (0:14.40)	0:55.27[9] (0:10.86)	0:44.41[8] (0:10.99)	0:33.42[8] (0:11.13)	0:22.29[7] (0:10.85)	0:11.44[2] (0:11.44)
Average Speed [km/h]	50.0	66.3	66.1	65.3	66.6	63.0
Top Speed [km/h]	67.5	68.2	67.4	66.7	67.2	66.5
Avg. Dist. to Rail [m]	7.9	2.6	2.1	2.0	4.3	5.6
Avg. Stride Freq. [Hz]	2.2	2.3	2.3	2.3	2.4	2.3
Avg. Stride Length [m]	6.6	7.9	7.9	7.8	7.8	7.6



[] Ranking at each section and finish
 -:-:- No data available at this section
 NA No data available

Horse/Jockey Name	DANCING STORM/Lachlan Neindorf
Finish Rank	2
Fastest Section Time (Section)	0:10.97 (L1000)
Top Speed [km/h] (Section)	67.9 (Overall)
Race State	Finished



Morphettville SA - Professional

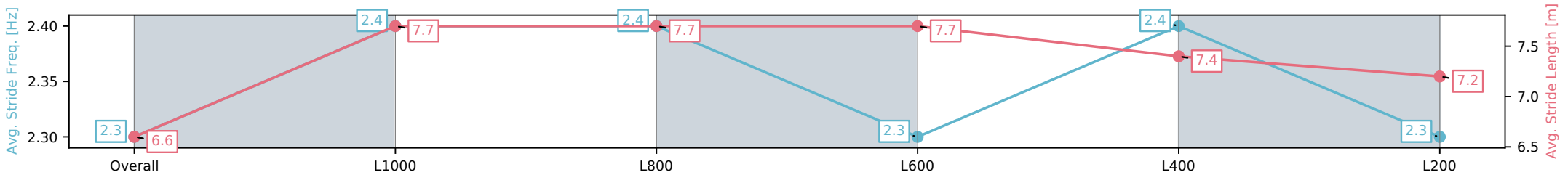
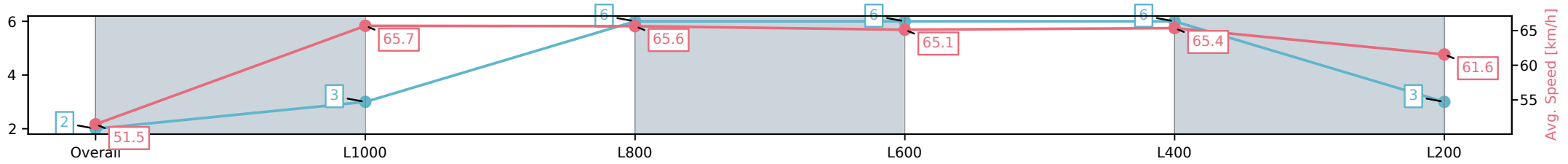
Race 6: Happy 40th Birthday Chris Bieg Handicap - 1200m

22 February 2025 - 3:23PM

Track Rating: Good 4, Weather: Fine, Rail Position: +9m 1200m-WP, +5m Remainder



Section	Overall	L1000	L800	L600	L400	L200
Section Times	1:09.98[2] (0:13.98)	0:56.00[3] (0:10.97)	0:45.03[6] (0:11.09)	0:33.94[6] (0:11.18)	0:22.76[6] (0:11.06)	0:11.70[3] (0:11.70)
Average Speed [km/h]	51.5	65.7	65.6	65.1	65.4	61.6
Top Speed [km/h]	64.6	67.9	66.6	65.8	67.3	65.6
Avg. Dist. to Rail [m]	7.3	3.7	3.1	2.2	2.9	3.6
Avg. Stride Freq. [Hz]	2.3	2.4	2.4	2.3	2.4	2.3
Avg. Stride Length [m]	6.6	7.7	7.7	7.7	7.4	7.2



- [] Ranking at each section and finish
- :-:- No data available at this section
- NA No data available

Horse/Jockey Name	PRESS EXPRESS/Teagan Voorham
Finish Rank	3
Fastest Section Time (Section)	0:10.98 (L1000)
Top Speed [km/h] (Section)	66.7 (L1000)
Race State	Finished



Morphettville SA - Professional

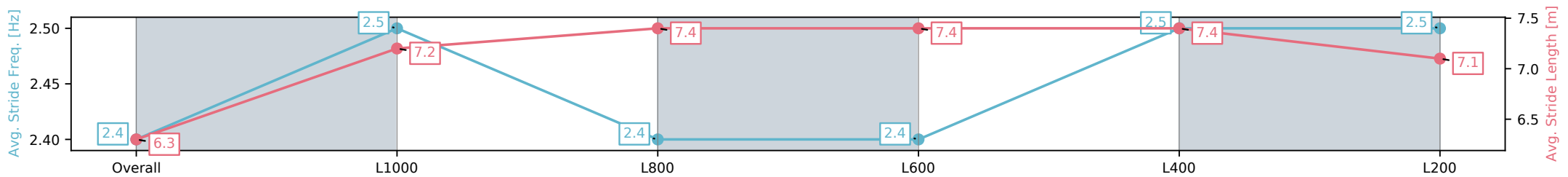
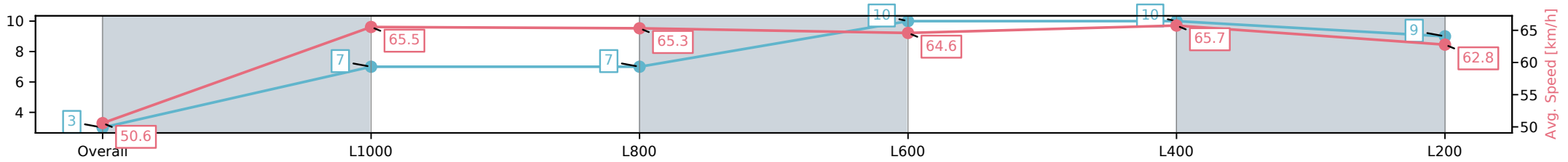
Race 6: Happy 40th Birthday Chris Bieg Handicap - 1200m

22 February 2025 - 3:23PM

Track Rating: Good 4, Weather: Fine, Rail Position: +9m 1200m-WP, +5m Remainder



Section	Overall	L1000	L800	L600	L400	L200
Section Times	1:10.03[3] (0:14.25)	0:55.78[7] (0:10.98)	0:44.80[7] (0:11.07)	0:33.73[10] (0:11.25)	0:22.48[10] (0:11.01)	0:11.47[9] (0:11.47)
Average Speed [km/h]	50.6	65.5	65.3	64.6	65.7	62.8
Top Speed [km/h]	66.4	66.0	66.7	66.6	66.7	65.9
Avg. Dist. to Rail [m]	6.0	0.8	0.6	2.1	4.4	6.8
Avg. Stride Freq. [Hz]	2.4	2.5	2.4	2.4	2.5	2.5
Avg. Stride Length [m]	6.3	7.2	7.4	7.4	7.4	7.1



- [] Ranking at each section and finish
- :-:- No data available at this section
- NA No data available

Horse/Jockey Name	CORK HARBOUR/Alana Livesey
Finish Rank	4
Fastest Section Time (Section)	0:10.92 (L1000)
Top Speed [km/h] (Section)	67.2 (Overall)
Race State	Finished



Morphettville SA - Professional

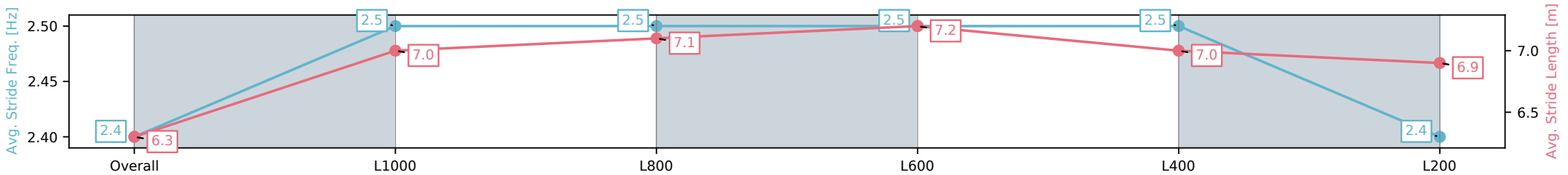
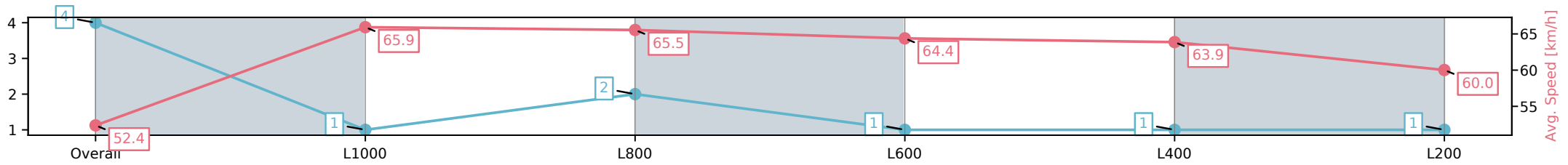
Race 6: Happy 40th Birthday Chris Bieg Handicap - 1200m

22 February 2025 - 3:23PM

Track Rating: Good 4, Weather: Fine, Rail Position: +9m 1200m-WP, +5m Remainder



Section	Overall	L1000	L800	L600	L400	L200
Section Times	1:10.19[4] (0:13.76)	0:56.43[1] (0:10.92)	0:45.51[2] (0:11.04)	0:34.47[1] (0:11.18)	0:23.29[1] (0:11.30)	0:11.99[1] (0:11.99)
Average Speed [km/h]	52.4	65.9	65.5	64.4	63.9	60.0
Top Speed [km/h]	67.2	67.1	66.2	66.1	64.7	62.5
Avg. Dist. to Rail [m]	5.3	2.4	1.4	0.4	1.3	1.9
Avg. Stride Freq. [Hz]	2.4	2.5	2.5	2.5	2.5	2.4
Avg. Stride Length [m]	6.3	7.0	7.1	7.2	7.0	6.9



[] Ranking at each section and finish
 -:-:- No data available at this section
 NA No data available

Horse/Jockey Name	DECLARED/Jake Toeroek
Finish Rank	5
Fastest Section Time (Section)	0:10.83 (L1000)
Top Speed [km/h] (Section)	67.7 (Overall)
Race State	Finished



Morphettville SA - Professional

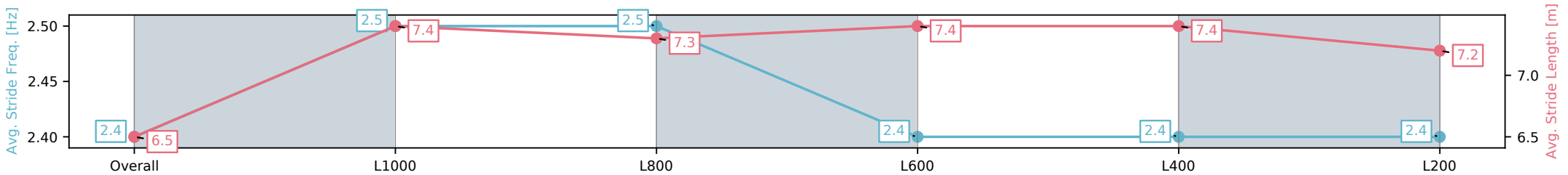
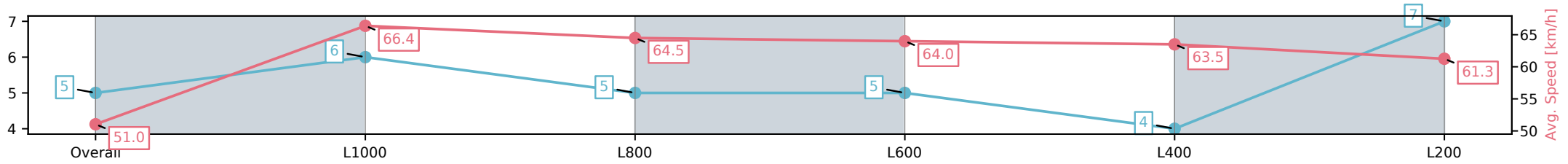
Race 6: Happy 40th Birthday Chris Bieg Handicap - 1200m

22 February 2025 - 3:23PM

Track Rating: Good 4, Weather: Fine, Rail Position: +9m 1200m-WP, +5m Remainder



Section	Overall	L1000	L800	L600	L400	L200
Section Times	1:10.20[5] (0:14.11)	0:56.09[6] (0:10.83)	0:45.26[5] (0:11.07)	0:34.19[5] (0:11.13)	0:23.06[4] (0:11.32)	0:11.74[7] (0:11.74)
Average Speed [km/h]	51.0	66.4	64.5	64.0	63.5	61.3
Top Speed [km/h]	67.2	67.7	65.7	65.8	64.4	63.3
Avg. Dist. to Rail [m]	0.6	0.7	2.3	2.1	0.8	0.4
Avg. Stride Freq. [Hz]	2.4	2.5	2.5	2.4	2.4	2.4
Avg. Stride Length [m]	6.5	7.4	7.3	7.4	7.4	7.2



- [] Ranking at each section and finish
- :-:- No data available at this section
- NA No data available

Horse/Jockey Name	LUMBER PUNK/Margaret Collett
Finish Rank	6
Fastest Section Time (Section)	0:10.91 (L800)
Top Speed [km/h] (Section)	67.5 (L1000)
Race State	Finished



Morphettville SA - Professional

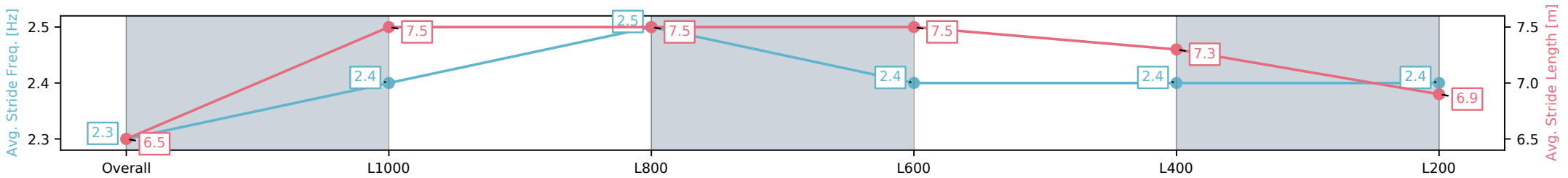
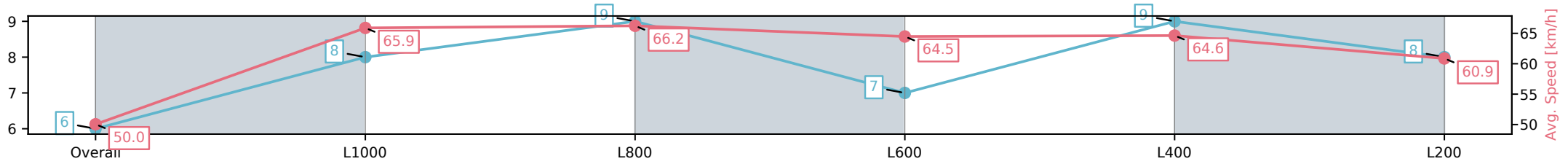
Race 6: Happy 40th Birthday Chris Bieg Handicap - 1200m

22 February 2025 - 3:23PM

Track Rating: Good 4, Weather: Fine, Rail Position: +9m 1200m-WP, +5m Remainder



Section	Overall	L1000	L800	L600	L400	L200
Section Times	1:10.38[6] (0:14.38)	0:56.00[8] (0:10.93)	0:45.07[9] (0:10.91)	0:34.16[7] (0:11.18)	0:22.98[9] (0:11.14)	0:11.84[8] (0:11.84)
Average Speed [km/h]	50.0	65.9	66.2	64.5	64.6	60.9
Top Speed [km/h]	65.2	67.2	67.5	66.0	65.5	62.8
Avg. Dist. to Rail [m]	4.0	1.2	0.7	0.4	2.0	4.9
Avg. Stride Freq. [Hz]	2.3	2.4	2.5	2.4	2.4	2.4
Avg. Stride Length [m]	6.5	7.5	7.5	7.5	7.3	6.9



- [] Ranking at each section and finish
- :-:- No data available at this section
- NA No data available

Horse/Jockey Name	SHISUTA BO/Taylor Johnstone
Finish Rank	7
Fastest Section Time (Section)	0:10.87 (L1000)
Top Speed [km/h] (Section)	66.9 (Overall)
Race State	Finished



Morphettville SA - Professional


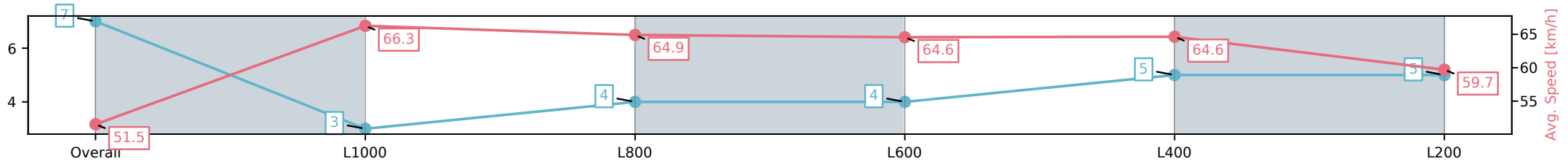
Race 6: Happy 40th Birthday Chris Bieg Handicap - 1200m

22 February 2025 - 3:23PM

Track Rating: Good 4, Weather: Fine, Rail Position: +9m 1200m-WP, +5m Remainder



Section	Overall	L1000	L800	L600	L400	L200
Section Times	1:10.39[7] (0:13.98)	0:56.41[3] (0:10.87)	0:45.54[4] (0:11.12)	0:34.42[4] (0:11.18)	0:23.24[5] (0:11.18)	0:12.06[5] (0:12.06)
Average Speed [km/h]	51.5	66.3	64.9	64.6	64.6	59.7
Top Speed [km/h]	66.1	66.9	65.8	66.0	65.0	63.4
Avg. Dist. to Rail [m]	5.8	2.0	0.9	0.7	2.4	3.1
Avg. Stride Freq. [Hz]	2.3	2.4	2.4	2.4	2.4	2.3
Avg. Stride Length [m]	6.6	7.6	7.5	7.5	7.3	7.1



[] Ranking at each section and finish
 -:-:- No data available at this section
 NA No data available

Horse/Jockey Name	NOUVEAU/Jaylah Kennedy
Finish Rank	8
Fastest Section Time (Section)	0:10.77 (L1000)
Top Speed [km/h] (Section)	68.0 (Overall)
Race State	Finished



Morphettville SA - Professional

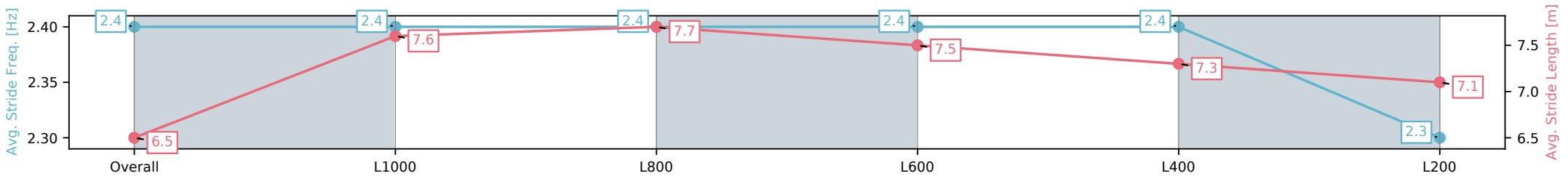
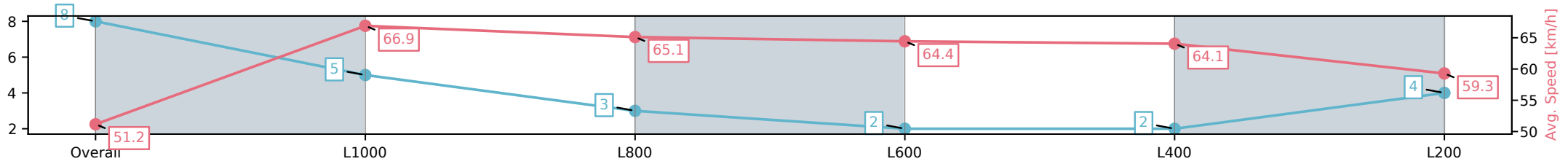
Race 6: Happy 40th Birthday Chris Bieg Handicap - 1200m

22 February 2025 - 3:23PM

Track Rating: Good 4, Weather: Fine, Rail Position: +9m 1200m-WP, +5m Remainder



Section	Overall	L1000	L800	L600	L400	L200
Section Times	1:10.45[8] (0:14.07)	0:56.38[5] (0:10.77)	0:45.61[3] (0:11.05)	0:34.56[2] (0:11.15)	0:23.41[2] (0:11.26)	0:12.15[4] (0:12.15)
Average Speed [km/h]	51.2	66.9	65.1	64.4	64.1	59.3
Top Speed [km/h]	67.2	68.0	66.5	65.8	64.6	62.7
Avg. Dist. to Rail [m]	2.7	1.1	0.3	0.2	1.4	2.4
Avg. Stride Freq. [Hz]	2.4	2.4	2.4	2.4	2.4	2.3
Avg. Stride Length [m]	6.5	7.6	7.7	7.5	7.3	7.1



- [] Ranking at each section and finish
- :-:- No data available at this section
- NA No data available

Horse/Jockey Name	GOLD SPIRIT/Ben Price
Finish Rank	9
Fastest Section Time (Section)	0:10.85 (L1000)
Top Speed [km/h] (Section)	68.4 (Overall)
Race State	Finished



Morphettville SA - Professional

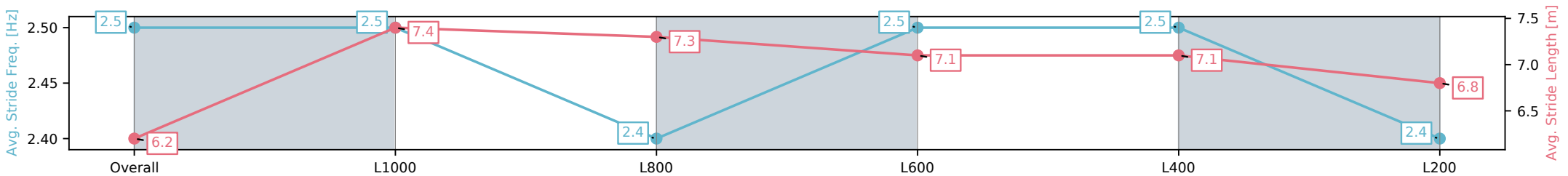
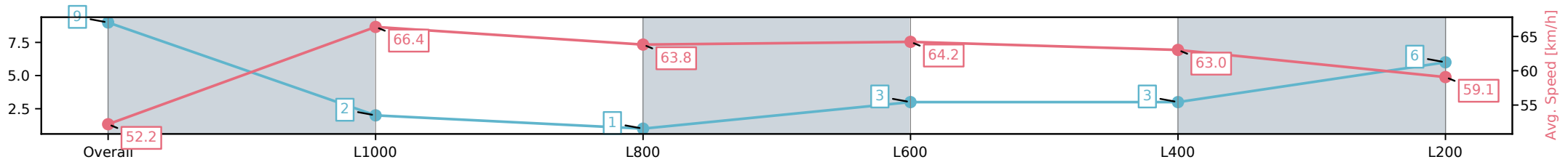
Race 6: Happy 40th Birthday Chris Bieg Handicap - 1200m

22 February 2025 - 3:23PM

Track Rating: Good 4, Weather: Fine, Rail Position: +9m 1200m-WP, +5m Remainder



Section	Overall	L1000	L800	L600	L400	L200
Section Times	1:10.62[9] (0:13.79)	0:56.83[2] (0:10.85)	0:45.98[1] (0:11.27)	0:34.71[3] (0:11.14)	0:23.57[3] (0:11.40)	0:12.17[6] (0:12.17)
Average Speed [km/h]	52.2	66.4	63.8	64.2	63.0	59.1
Top Speed [km/h]	68.4	67.5	66.0	65.8	64.4	61.8
Avg. Dist. to Rail [m]	4.0	0.4	0.6	1.1	0.8	0.8
Avg. Stride Freq. [Hz]	2.5	2.5	2.4	2.5	2.5	2.4
Avg. Stride Length [m]	6.2	7.4	7.3	7.1	7.1	6.8



- [] Ranking at each section and finish
- :-:- No data available at this section
- NA No data available

Horse/Jockey Name	TALISAY/Rochelle Milnes
Finish Rank	10
Fastest Section Time (Section)	0:11.02 (L600)
Top Speed [km/h] (Section)	65.5 (Overall)
Race State	Finished



Morphettville SA - Professional

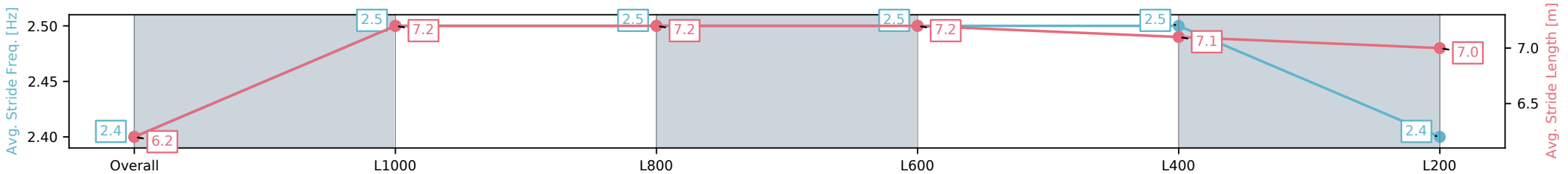
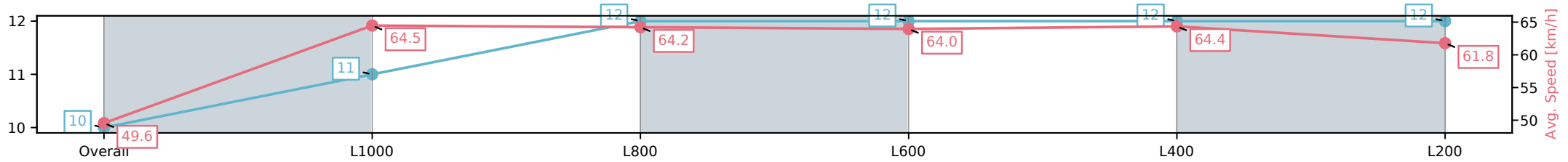
Race 6: Happy 40th Birthday Chris Bieg Handicap - 1200m

22 February 2025 - 3:23PM

Track Rating: Good 4, Weather: Fine, Rail Position: +9m 1200m-WP, +5m Remainder



Section	Overall	L1000	L800	L600	L400	L200
Section Times	1:10.64[10] (0:14.52)	0:56.12[11] (0:11.17)	0:44.95[12] (0:11.13)	0:33.82[12] (0:11.02)	0:22.80[12] (0:11.12)	0:11.68[12] (0:11.68)
Average Speed [km/h]	49.6	64.5	64.2	64.0	64.4	61.8
Top Speed [km/h]	65.0	65.5	65.4	65.2	65.3	63.7
Avg. Dist. to Rail [m]	2.3	0.3	1.7	3.9	3.7	2.4
Avg. Stride Freq. [Hz]	2.4	2.5	2.5	2.5	2.5	2.4
Avg. Stride Length [m]	6.2	7.2	7.2	7.2	7.1	7.0



- [] Ranking at each section and finish
- :-:- No data available at this section
- NA No data available

Horse/Jockey Name	POMPEII EMPIRE/Caitlin Jones
Finish Rank	11
Fastest Section Time (Section)	0:11.01 (L400)
Top Speed [km/h] (Section)	66.8 (L1000)
Race State	Finished



Morphettville SA - Professional

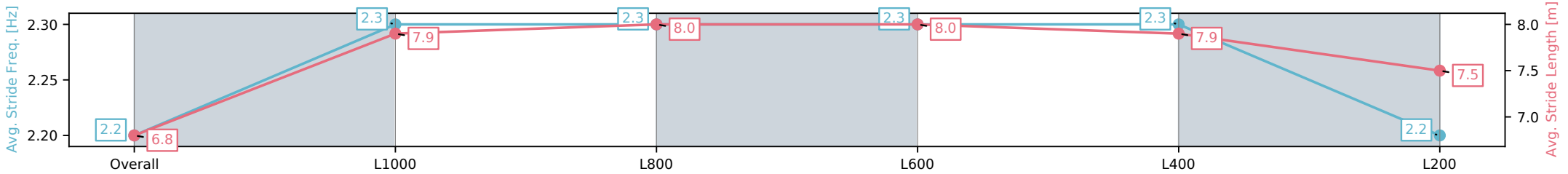
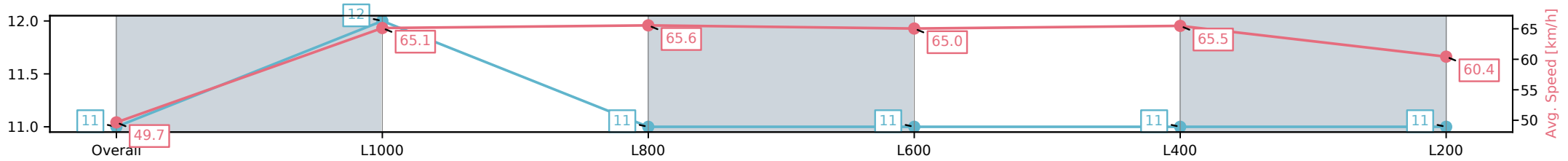
Race 6: Happy 40th Birthday Chris Bieg Handicap - 1200m

22 February 2025 - 3:23PM

Track Rating: Good 4, Weather: Fine, Rail Position: +9m 1200m-WP, +5m Remainder



Section	Overall	L1000	L800	L600	L400	L200
Section Times	1:10.68[11] (0:14.53)	0:56.15[12] (0:11.05)	0:45.10[11] (0:11.04)	0:34.06[11] (0:11.14)	0:22.92[11] (0:11.01)	0:11.91[11] (0:11.91)
Average Speed [km/h]	49.7	65.1	65.6	65.0	65.5	60.4
Top Speed [km/h]	65.3	66.5	66.8	65.9	66.3	63.6
Avg. Dist. to Rail [m]	7.2	1.9	1.6	1.2	0.5	1.4
Avg. Stride Freq. [Hz]	2.2	2.3	2.3	2.3	2.3	2.2
Avg. Stride Length [m]	6.8	7.9	8.0	8.0	7.9	7.5



[] Ranking at each section and finish
 -:-:- No data available at this section
 NA No data available

Horse/Jockey Name	TIPSY TORONADO/Zac Spain
Finish Rank	12
Fastest Section Time (Section)	0:10.92 (L1000)
Top Speed [km/h] (Section)	67.3 (Overall)
Race State	Finished



Morphettville SA - Professional

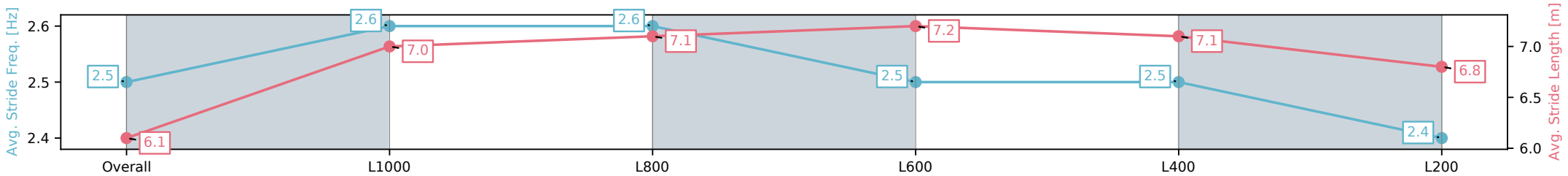
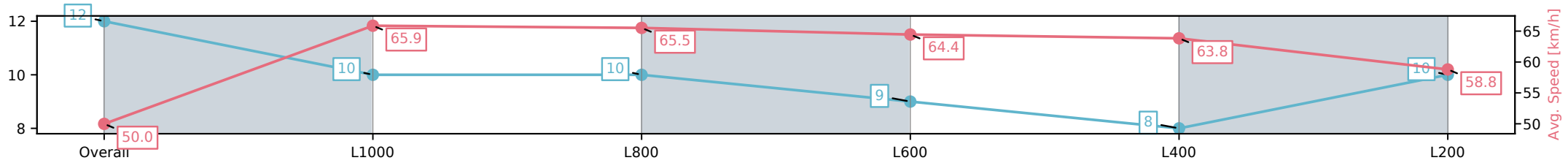
Race 6: Happy 40th Birthday Chris Bieg Handicap - 1200m

22 February 2025 - 3:23PM

Track Rating: Good 4, Weather: Fine, Rail Position: +9m 1200m-WP, +5m Remainder



Section	Overall	L1000	L800	L600	L400	L200
Section Times	1:10.90[12] (0:14.42)	0:56.48[10] (0:10.92)	0:45.56[10] (0:10.93)	0:34.63[9] (0:11.12)	0:23.51[8] (0:11.26)	0:12.25[10] (0:12.25)
Average Speed [km/h]	50.0	65.9	65.5	64.4	63.8	58.8
Top Speed [km/h]	65.6	67.3	66.3	65.0	65.1	61.8
Avg. Dist. to Rail [m]	0.6	0.9	1.2	1.0	1.1	0.7
Avg. Stride Freq. [Hz]	2.5	2.6	2.6	2.5	2.5	2.4
Avg. Stride Length [m]	6.1	7.0	7.1	7.2	7.1	6.8



[] Ranking at each section and finish
 -:-:- No data available at this section
 NA No data available