



RACINGSA

# Morphettville SA

## Race 5: Quayclean Handicap - 1525m

22 February 2025 - 2:47PM



Morphettville

Track Rating: Good 4, Weather: Fine, Rail Position: +9m 1200m-WP, +5m Remainder

Section Field Times							Overall	L1400	L1200	L1000	L800	L600	
							1:32.78 (0:10.60)	1:22.18 (0:11.94)	1:10.23 (0:11.90)	0:58.34 (0:12.10)	0:46.24 (0:12.05)	0:34.19 (0:11.45)	
Position	#	Horse/Jockey	Barrier	Top Speed [km/h]	Fastest Section	First 400m							Distance Travelled From Winner [m]
1	4	<b>SABAJ</b> Jake Toeroek	7	66.8 400-200	0:10.95 400-200	0:27.94	1:32.78 (0:11.25)	1:21.53 [7] (0:12.16)	1:09.37 [6] (0:12.00)	0:57.37 [6] (0:11.96)	0:45.41 [6] (0:11.74)	0:33.67 [5] (0:11.26)	
2	12	<b>RIGHT OF VETO</b> Teagan Voorham	2	66.0 600-400	0:11.14 400-200	0:27.65	1:33.03 (0:10.83)	1:22.20 [4] (0:12.25)	1:09.95 [4] (0:12.00)	0:57.95 [4] (0:11.97)	0:45.98 [3] (0:11.77)	0:34.21 [3] (0:11.27)	+1
3	10	<b>RUNNING ON TIME</b> Alana Kelly	3	65.9 400-200	0:11.25 400-200	0:27.36	1:33.05 (0:10.73)	1:22.32 [3] (0:12.14)	1:10.18 [3] (0:11.94)	0:58.24 [2] (0:11.99)	0:46.25 [2] (0:11.91)	0:34.34 [2] (0:11.37)	-2
4	6	<b>THE GOLDEN FIST</b> Todd Pannell	4	64.5 400-200	0:11.35 400-200	0:26.96	1:33.06 (0:10.60)	1:22.46 [1] (0:11.94)	1:10.52 [1] (0:11.90)	0:58.62 [1] (0:12.10)	0:46.52 [1] (0:12.04)	0:34.48 [1] (0:11.46)	+0
5	7	<b>BEACH PAD</b> Taylor Johnstone	5	65.4 400-200	0:11.16 400-200	0:27.71	1:33.33 (0:10.92)	1:22.41 [5] (0:12.21)	1:10.20 [5] (0:12.14)	0:58.06 [5] (0:12.09)	0:45.97 [5] (0:11.83)	0:34.14 [6] (0:11.30)	-3
6	3	<b>SHAKESPEARE</b> Manoel Nunes	6	64.6 400-200	0:11.28 400-200	0:28.01	1:33.62 (0:11.55)	1:22.07 [10] (0:11.96)	1:10.11 [9] (0:11.95)	0:58.16 [7] (0:12.02)	0:46.14 [9] (0:11.84)	0:34.30 [9] (0:11.38)	-3
7	5	<b>FANMALIA</b> Jaylah Kennedy	9	65.2 1400-1200	0:11.33 400-200	0:28.15	1:33.63 (0:11.41)	1:22.22 [9] (0:12.02)	1:10.20 [8] (0:12.04)	0:58.16 [9] (0:11.96)	0:46.20 [7] (0:11.76)	0:34.44 [7] (0:11.47)	+3
8	8	<b>STRATUM PRIDE</b> Jason Holder	8	65.1 400-200	0:11.31 400-200	0:28.24	1:33.76 (0:11.34)	1:22.42 [8] (0:12.28)	1:10.13 [10] (0:11.98)	0:58.15 [10] (0:12.07)	0:46.08 [10] (0:11.78)	0:34.30 [10] (0:11.41)	+0
9	2	<b>MILO</b> Caitlin Jones	10	65.4 400-200	0:11.31 400-200	0:28.00	1:33.99 (0:11.13)	1:22.86 [6] (0:12.28)	1:10.58 [7] (0:12.05)	0:58.53 [8] (0:11.98)	0:46.55 [8] (0:11.84)	0:34.71 [8] (0:11.51)	+5
10	11	<b>BONA FIDE STAR</b> Alana Livesey	1	63.8 400-200	0:11.41 400-200	0:27.43	1:34.00 (0:10.72)	1:23.28 [2] (0:12.13)	1:11.15 [2] (0:12.19)	0:58.96 [3] (0:12.05)	0:46.91 [4] (0:11.88)	0:35.03 [4] (0:11.50)	-3

Scratched: Roguery (#1), Bolted In (#9)

Report Created: Sat 22 February 2025 16:09:30 GMT+11 (Note: Timing is based on positional data)

- [ ] Position in running at each section and finish
- #: Saddle cloth number
- No data available at this section
- DNF Did not finish
- NA No data available
- DNT Did not track
- █ Background shading for fastest section



RACINGSA

# Morphettville SA

## Race 5: Quayclean Handicap - 1525m

22 February 2025 - 2:47PM



Morphettville

Track Rating: Good 4, Weather: Fine, Rail Position: +9m 1200m-WP, +5m Remainder

### Section

### Field Times

L400

0:22.74

(0:11.19)

L200

0:11.55

(0:11.55)

Position	#	Horse/Jockey	Barrier	Top Speed [km/h]	Fastest Section	First 400m	L400	L200	Margin	Distance Travelled From Winner [m]
1	4	<b>SBAJ</b> Jake Toeroek	7	66.8 400-200	0:10.95 400-200	0:27.94	0:22.41 [4] (0:10.95)	0:11.46 [2] (0:11.46)	1:32.78	
2	12	<b>RIGHT OF VETO</b> Teagan Voorham	2	66.0 600-400	0:11.14 400-200	0:27.65	0:22.94 [3] (0:11.14)	0:11.80 [1] (0:11.80)	1.67L	+1
3	10	<b>RUNNING ON TIME</b> Alana Kelly	3	65.9 400-200	0:11.25 400-200	0:27.36	0:22.97 [2] (0:11.25)	0:11.72 [3] (0:11.72)	1.82L	-2
4	6	<b>THE GOLDEN FIST</b> Todd Pannell	4	64.5 400-200	0:11.35 400-200	0:26.96	0:23.02 [1] (0:11.35)	0:11.67 [4] (0:11.67)	1.88L	+0
5	7	<b>BEACH PAD</b> Taylor Johnstone	5	65.4 400-200	0:11.16 400-200	0:27.71	0:22.84 [6] (0:11.16)	0:11.68 [5] (0:11.68)	3.81L	-3
6	3	<b>SHAKESPEARE</b> Manoel Nunes	6	64.6 400-200	0:11.28 400-200	0:28.01	0:22.92 [8] (0:11.28)	0:11.63 [7] (0:11.63)	5.79L	-3
7	5	<b>FANMALIA</b> Jaylah Kennedy	9	65.2 1400-1200	0:11.33 400-200	0:28.15	0:22.97 [7] (0:11.33)	0:11.64 [8] (0:11.64)	5.89L	+3
8	8	<b>STRATUM PRIDE</b> Jason Holder	8	65.1 400-200	0:11.31 400-200	0:28.24	0:22.89 [10] (0:11.31)	0:11.58 [10] (0:11.57)	6.79L	+0
9	2	<b>MILO</b> Caitlin Jones	10	65.4 400-200	0:11.31 400-200	0:28.00	0:23.20 [9] (0:11.31)	0:11.89 [9] (0:11.89)	8.38L	+5
10	11	<b>BONA FIDE STAR</b> Alana Livesey	1	63.8 400-200	0:11.41 400-200	0:27.43	0:23.53 [5] (0:11.41)	0:12.12 [6] (0:12.12)	8.45L	-3

Scratched: Roguery (#1), Bolted In (#9)

- [ ] Position in running at each section and finish
- #: Saddle cloth number
- No data available at this section
- DNF Did not finish
- NA No data available
- DNT Did not track
- █ Background shading for fastest section

Horse/Jockey Name	SABAJ/Jake Toeroek
Finish Rank	1
Fastest Section Time (Section)	0:10.95 (L400)
Top Speed [km/h] (Section)	66.8 (L400)
Race State	Finished



Morphettville SA - Professional

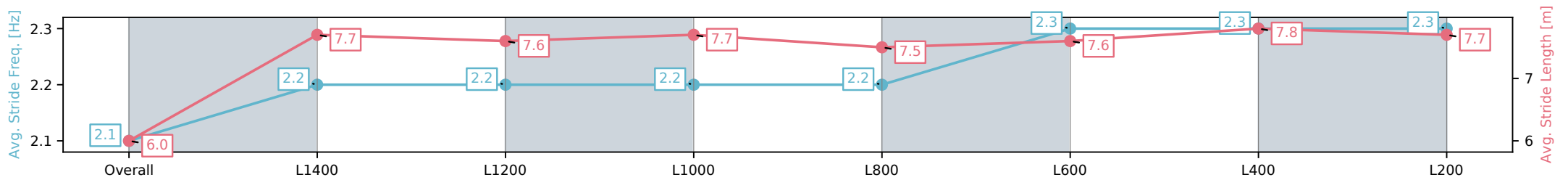
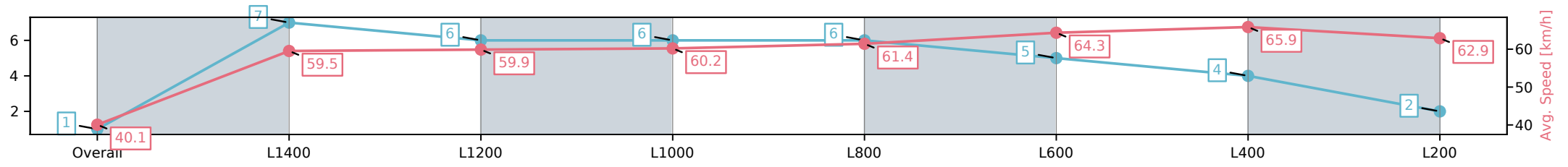
Race 5: Quayclean Handicap - 1525m

22 February 2025 - 2:47PM

Track Rating: Good 4, Weather: Fine, Rail Position: +9m 1200m-WP, +5m Remainder



Section	Overall	L1400	L1200	L1000	L800	L600	L400	L200
Section Times	1:32.78[1] (0:11.25)	1:21.53[7] (0:12.16)	1:09.37[6] (0:12.00)	0:57.37[6] (0:11.96)	0:45.41[6] (0:11.74)	0:33.67[5] (0:11.26)	0:22.41[4] (0:10.95)	0:11.46[2] (0:11.46)
Average Speed [km/h]	40.1	59.5	59.9	60.2	61.4	64.3	65.9	62.9
Top Speed [km/h]	59.9	60.7	60.7	60.6	62.9	65.6	66.8	65.4
Avg. Dist. to Rail [m]	6.4	1.3	0.2	0.6	0.4	1.0	4.4	7.4
Avg. Stride Freq. [Hz]	2.1	2.2	2.2	2.2	2.2	2.3	2.3	2.3
Avg. Stride Length [m]	6.0	7.7	7.6	7.7	7.5	7.6	7.8	7.7



[ ] Ranking at each section and finish  
 -:-:- No data available at this section  
 NA No data available

Horse/Jockey Name	RIGHT OF VETO/Teagan Voorham
Finish Rank	2
Fastest Section Time (Section)	0:11.14 (L400)
Top Speed [km/h] (Section)	66.0 (L600)
Race State	Finished



Morphettville SA - Professional

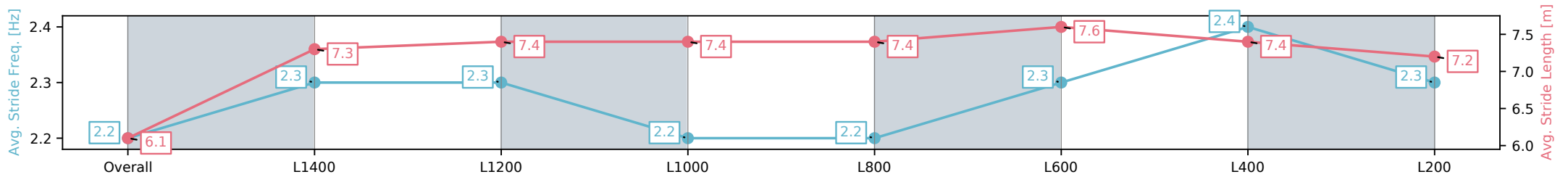
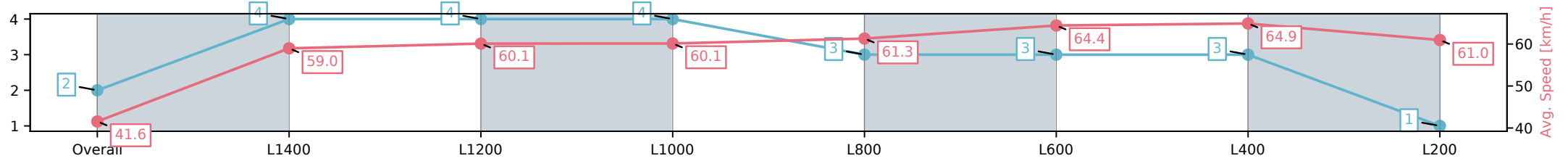
Race 5: Quayclean Handicap - 1525m

22 February 2025 - 2:47PM

Track Rating: Good 4, Weather: Fine, Rail Position: +9m 1200m-WP, +5m Remainder



Section	Overall	L1400	L1200	L1000	L800	L600	L400	L200
Section Times	1:33.03[2] (0:10.83)	1:22.20[4] (0:12.25)	1:09.95[4] (0:12.00)	0:57.95[4] (0:11.97)	0:45.98[3] (0:11.77)	0:34.21[3] (0:11.27)	0:22.94[3] (0:11.14)	0:11.80[1] (0:11.80)
Average Speed [km/h]	41.6	59.0	60.1	60.1	61.3	64.4	64.9	61.0
Top Speed [km/h]	57.2	59.4	60.7	60.9	62.5	66.0	65.6	63.6
Avg. Dist. to Rail [m]	3.6	1.0	0.4	0.8	0.8	1.5	4.0	6.2
Avg. Stride Freq. [Hz]	2.2	2.3	2.3	2.2	2.2	2.3	2.4	2.3
Avg. Stride Length [m]	6.1	7.3	7.4	7.4	7.4	7.6	7.4	7.2



- [ ] Ranking at each section and finish
- :-:- No data available at this section
- NA No data available

Horse/Jockey Name	RUNNING ON TIME/Alana Kelly
Finish Rank	3
Fastest Section Time (Section)	0:11.25 (L400)
Top Speed [km/h] (Section)	65.9 (L400)
Race State	Finished



Morphettville SA - Professional

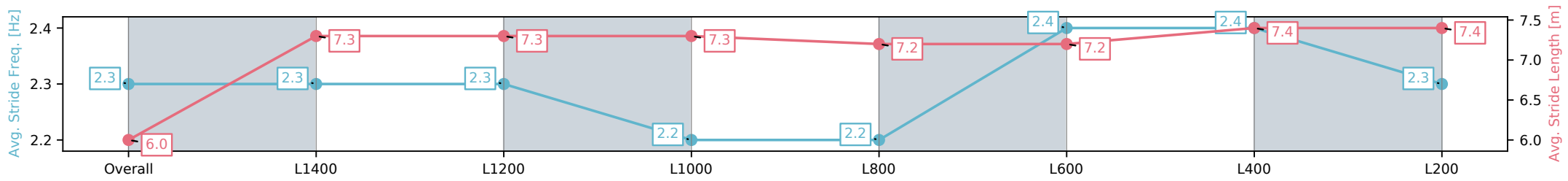
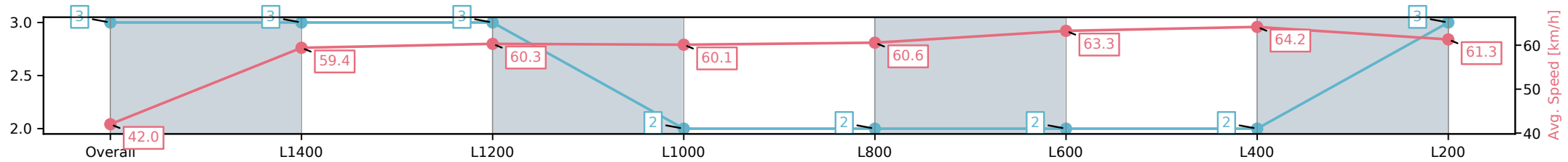
Race 5: Quayclean Handicap - 1525m

22 February 2025 - 2:47PM

Track Rating: Good 4, Weather: Fine, Rail Position: +9m 1200m-WP, +5m Remainder



Section	Overall	L1400	L1200	L1000	L800	L600	L400	L200
Section Times	1:33.05[3] (0:10.73)	1:22.32[3] (0:12.14)	1:10.18[3] (0:11.94)	0:58.24[2] (0:11.99)	0:46.25[2] (0:11.91)	0:34.34[2] (0:11.37)	0:22.97[2] (0:11.25)	0:11.72[3] (0:11.72)
Average Speed [km/h]	42.0	59.4	60.3	60.1	60.6	63.3	64.2	61.3
Top Speed [km/h]	59.1	60.0	60.9	61.5	61.5	64.2	65.9	63.5
Avg. Dist. to Rail [m]	4.6	1.1	0.3	1.0	0.5	0.1	1.4	2.8
Avg. Stride Freq. [Hz]	2.3	2.3	2.3	2.2	2.2	2.4	2.4	2.3
Avg. Stride Length [m]	6.0	7.3	7.3	7.3	7.2	7.2	7.4	7.4



[ ] Ranking at each section and finish  
 -:-:- No data available at this section  
 NA No data available

Horse/Jockey Name	THE GOLDEN FIST/Todd Pannell
Finish Rank	4
Fastest Section Time (Section)	0:11.35 (L400)
Top Speed [km/h] (Section)	64.5 (L400)
Race State	Finished



Morphettville SA - Professional

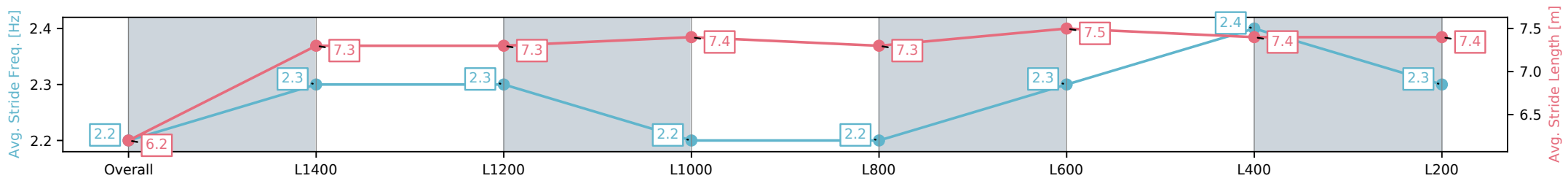
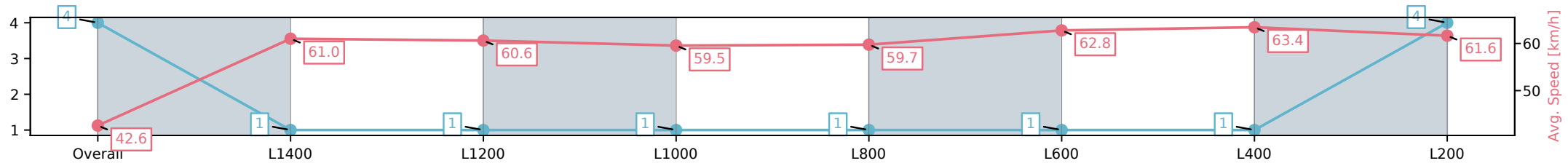
Race 5: Quayclean Handicap - 1525m

22 February 2025 - 2:47PM

Track Rating: Good 4, Weather: Fine, Rail Position: +9m 1200m-WP, +5m Remainder



Section	Overall	L1400	L1200	L1000	L800	L600	L400	L200
Section Times	1:33.06[4] (0:10.60)	1:22.46[1] (0:11.94)	1:10.52[1] (0:11.90)	0:58.62[1] (0:12.10)	0:46.52[1] (0:12.04)	0:34.48[1] (0:11.46)	0:23.02[1] (0:11.35)	0:11.67[4] (0:11.67)
Average Speed [km/h]	42.6	61.0	60.6	59.5	59.7	62.8	63.4	61.6
Top Speed [km/h]	59.1	61.9	61.8	59.9	61.0	64.1	64.5	63.3
Avg. Dist. to Rail [m]	6.4	3.0	0.6	0.2	0.2	0.3	0.8	1.7
Avg. Stride Freq. [Hz]	2.2	2.3	2.3	2.2	2.2	2.3	2.4	2.3
Avg. Stride Length [m]	6.2	7.3	7.3	7.4	7.3	7.5	7.4	7.4



[ ] Ranking at each section and finish  
 -:-:- No data available at this section  
 NA No data available

Horse/Jockey Name	BEACH PAD/Taylor Johnstone
Finish Rank	5
Fastest Section Time (Section)	0:11.16 (L400)
Top Speed [km/h] (Section)	65.4 (L400)
Race State	Finished



Morphettville SA - Professional

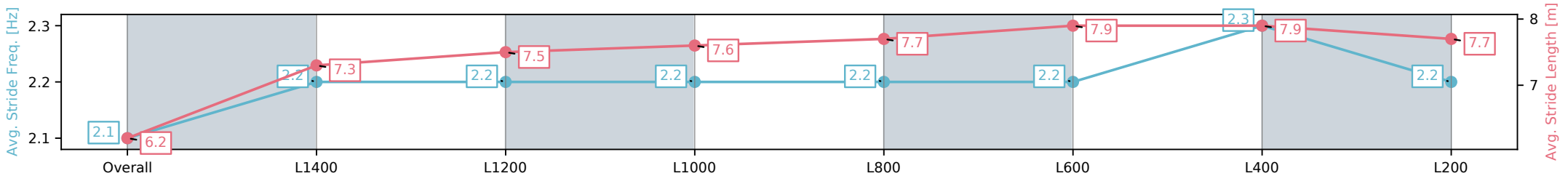
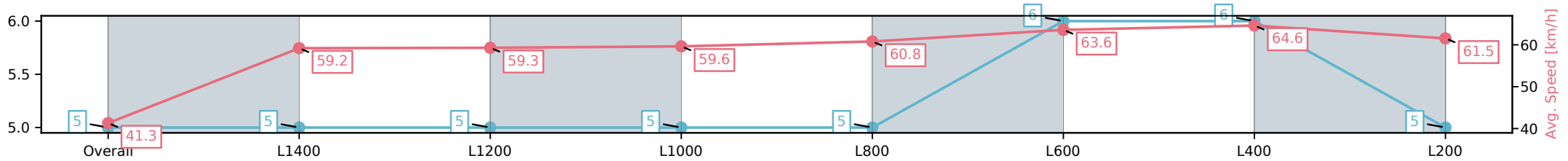
Race 5: Quayclean Handicap - 1525m

22 February 2025 - 2:47PM

Track Rating: Good 4, Weather: Fine, Rail Position: +9m 1200m-WP, +5m Remainder



Section	Overall	L1400	L1200	L1000	L800	L600	L400	L200
Section Times	1:33.33[5] (0:10.92)	1:22.41[5] (0:12.21)	1:10.20[5] (0:12.14)	0:58.06[5] (0:12.09)	0:45.97[5] (0:11.83)	0:34.14[6] (0:11.30)	0:22.84[6] (0:11.16)	0:11.68[5] (0:11.68)
Average Speed [km/h]	41.3	59.2	59.3	59.6	60.8	63.6	64.6	61.5
Top Speed [km/h]	59.0	59.6	60.1	60.7	62.7	64.7	65.4	63.5
Avg. Dist. to Rail [m]	5.4	1.1	0.2	0.3	0.4	0.4	2.7	5.0
Avg. Stride Freq. [Hz]	2.1	2.2	2.2	2.2	2.2	2.2	2.3	2.2
Avg. Stride Length [m]	6.2	7.3	7.5	7.6	7.7	7.9	7.9	7.7



[ ] Ranking at each section and finish  
 -:-:- No data available at this section  
 NA No data available

Horse/Jockey Name	SHAKESPEARE/Manoel Nunes
Finish Rank	6
Fastest Section Time (Section)	0:11.28 (L400)
Top Speed [km/h] (Section)	64.6 (L400)
Race State	Finished



Morphettville SA - Professional

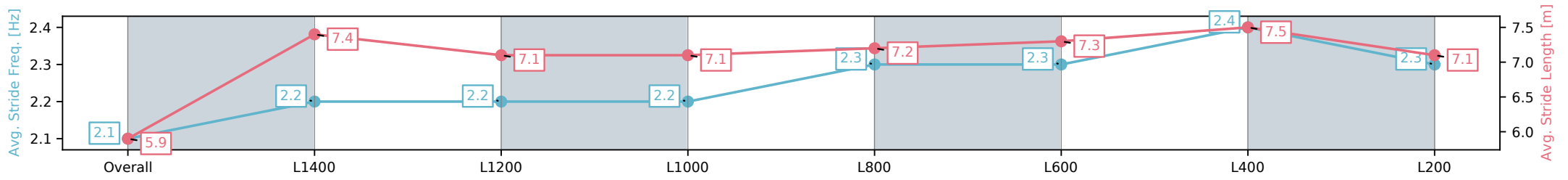
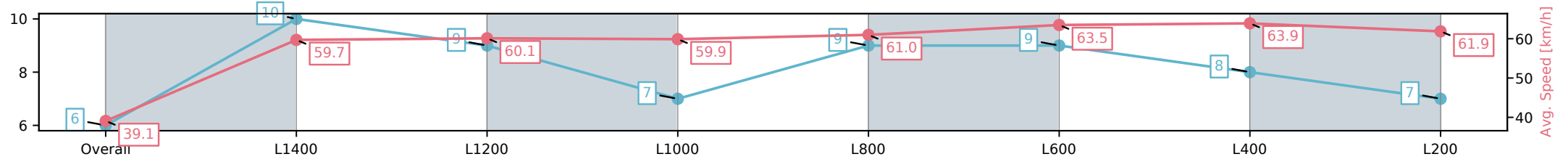
Race 5: Quayclean Handicap - 1525m

22 February 2025 - 2:47PM

Track Rating: Good 4, Weather: Fine, Rail Position: +9m 1200m-WP, +5m Remainder



Section	Overall	L1400	L1200	L1000	L800	L600	L400	L200
Section Times	1:33.62[6] (0:11.55)	1:22.07[10] (0:11.96)	1:10.11[9] (0:11.95)	0:58.16[7] (0:12.02)	0:46.14[9] (0:11.84)	0:34.30[9] (0:11.38)	0:22.92[8] (0:11.28)	0:11.63[7] (0:11.63)
Average Speed [km/h]	39.1	59.7	60.1	59.9	61.0	63.5	63.9	61.9
Top Speed [km/h]	60.2	60.6	61.9	60.9	63.5	64.2	64.6	63.3
Avg. Dist. to Rail [m]	4.4	1.5	1.0	0.7	0.4	0.8	3.2	5.9
Avg. Stride Freq. [Hz]	2.1	2.2	2.2	2.2	2.3	2.3	2.4	2.3
Avg. Stride Length [m]	5.9	7.4	7.1	7.1	7.2	7.3	7.5	7.1



[ ] Ranking at each section and finish  
 -:-:- No data available at this section  
 NA No data available



Horse/Jockey Name	FANMALIA/Jaylah Kennedy
Finish Rank	7
Fastest Section Time (Section)	0:11.33 (L400)
Top Speed [km/h] (Section)	65.2 (L1400)
Race State	Finished



Morphettville SA - Professional

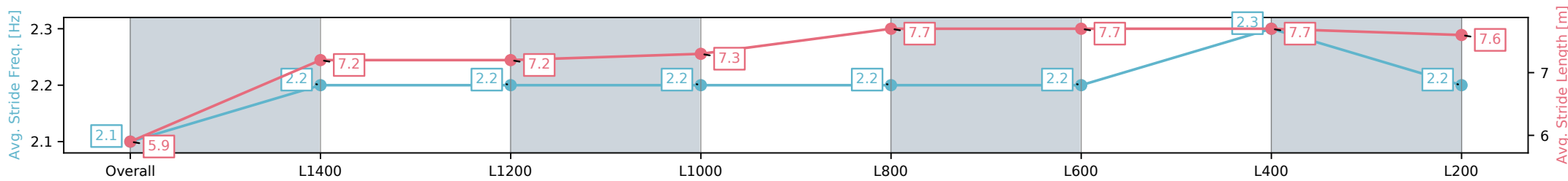
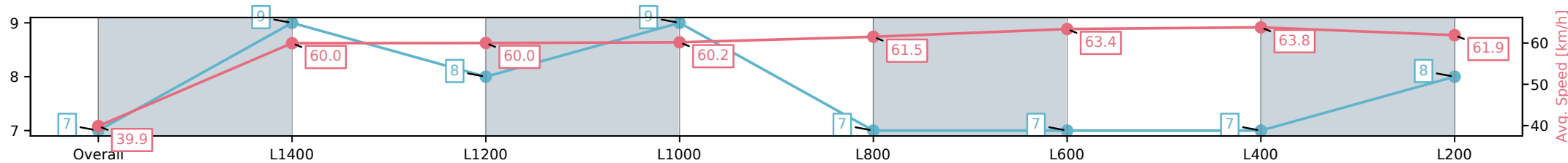
Race 5: Quayclean Handicap - 1525m

22 February 2025 - 2:47PM

Track Rating: Good 4, Weather: Fine, Rail Position: +9m 1200m-WP, +5m Remainder



Section	Overall	L1400	L1200	L1000	L800	L600	L400	L200
Section Times	1:33.63[7] (0:11.41)	1:22.22[9] (0:12.02)	1:10.20[8] (0:12.04)	0:58.16[9] (0:11.96)	0:46.20[7] (0:11.76)	0:34.44[7] (0:11.47)	0:22.97[7] (0:11.33)	0:11.64[8] (0:11.64)
Average Speed [km/h]	39.9	60.0	60.0	60.2	61.5	63.4	63.8	61.9
Top Speed [km/h]	64.8	65.2	61.5	61.0	64.4	64.1	64.4	63.5
Avg. Dist. to Rail [m]	6.9	1.6	1.1	1.4	1.1	1.9	4.5	6.9
Avg. Stride Freq. [Hz]	2.1	2.2	2.2	2.2	2.2	2.2	2.3	2.2
Avg. Stride Length [m]	5.9	7.2	7.2	7.3	7.7	7.7	7.7	7.6



[ ] Ranking at each section and finish  
 -:-:- No data available at this section  
 NA No data available

Horse/Jockey Name	STRATUM PRIDE/Jason Holder
Finish Rank	8
Fastest Section Time (Section)	0:11.31 (L400)
Top Speed [km/h] (Section)	65.1 (L400)
Race State	Finished



Morphettville SA - Professional

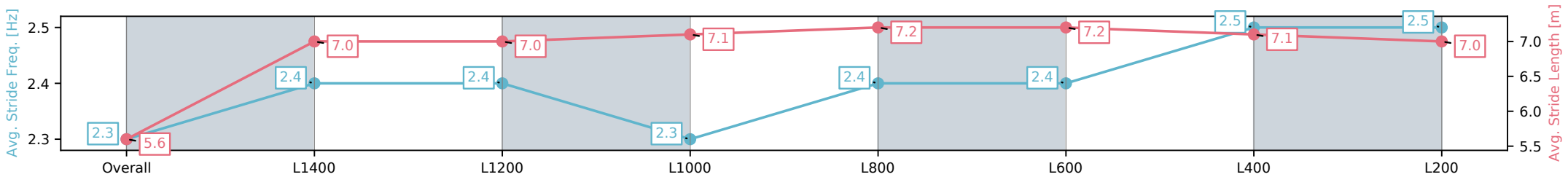
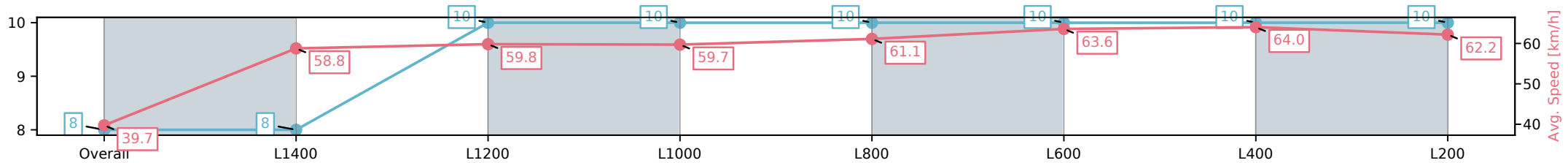
Race 5: Quayclean Handicap - 1525m

22 February 2025 - 2:47PM

Track Rating: Good 4, Weather: Fine, Rail Position: +9m 1200m-WP, +5m Remainder



Section	Overall	L1400	L1200	L1000	L800	L600	L400	L200
Section Times	1:33.76[8] (0:11.34)	1:22.42[8] (0:12.28)	1:10.13[10] (0:11.98)	0:58.15[10] (0:12.07)	0:46.08[10] (0:11.78)	0:34.30[10] (0:11.41)	0:22.89[10] (0:11.31)	0:11.58[10] (0:11.57)
Average Speed [km/h]	39.7	58.8	59.8	59.7	61.1	63.6	64.0	62.2
Top Speed [km/h]	56.0	60.4	61.5	60.5	63.7	64.4	65.1	64.1
Avg. Dist. to Rail [m]	7.6	1.1	0.9	0.3	0.3	1.5	5.8	8.7
Avg. Stride Freq. [Hz]	2.3	2.4	2.4	2.3	2.4	2.4	2.5	2.5
Avg. Stride Length [m]	5.6	7.0	7.0	7.1	7.2	7.2	7.1	7.0



[ ] Ranking at each section and finish  
 -:-:- No data available at this section  
 NA No data available

Horse/Jockey Name	MILO/Caitlin Jones
Finish Rank	9
Fastest Section Time (Section)	0:11.31 (L400)
Top Speed [km/h] (Section)	65.4 (L400)
Race State	Finished



Morphettville SA - Professional

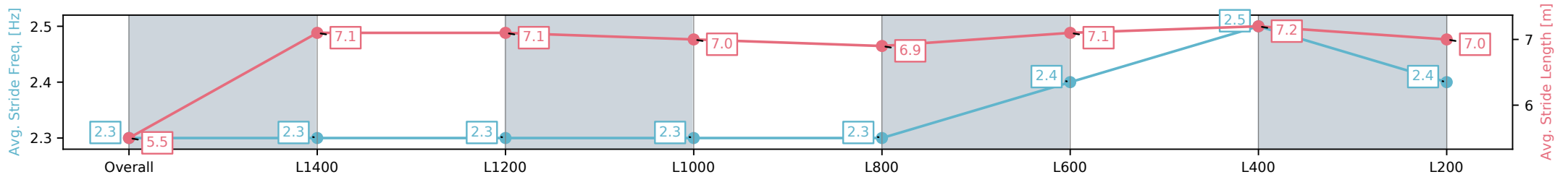
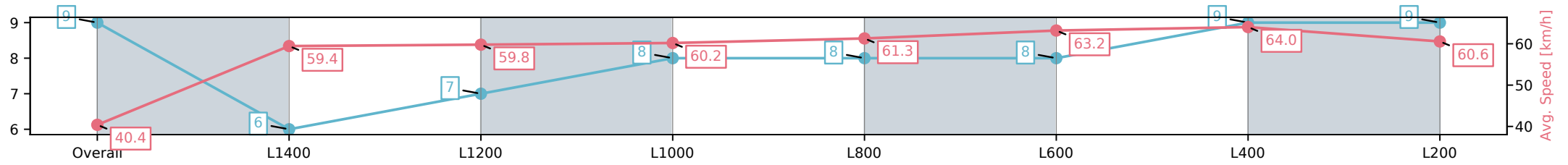
Race 5: Quayclean Handicap - 1525m

22 February 2025 - 2:47PM

Track Rating: Good 4, Weather: Fine, Rail Position: +9m 1200m-WP, +5m Remainder



Section	Overall	L1400	L1200	L1000	L800	L600	L400	L200
Section Times	1:33.99[9] (0:11.13)	1:22.86[6] (0:12.28)	1:10.58[7] (0:12.05)	0:58.53[8] (0:11.98)	0:46.55[8] (0:11.84)	0:34.71[8] (0:11.51)	0:23.20[9] (0:11.31)	0:11.89[9] (0:11.89)
Average Speed [km/h]	40.4	59.4	59.8	60.2	61.3	63.2	64.0	60.6
Top Speed [km/h]	60.3	60.5	61.2	62.7	63.5	63.8	65.4	63.3
Avg. Dist. to Rail [m]	10.0	2.9	0.8	1.8	1.9	2.4	5.2	7.6
Avg. Stride Freq. [Hz]	2.3	2.3	2.3	2.3	2.3	2.4	2.5	2.4
Avg. Stride Length [m]	5.5	7.1	7.1	7.0	6.9	7.1	7.2	7.0



[ ] Ranking at each section and finish  
 -:-:- No data available at this section  
 NA No data available

Horse/Jockey Name	BONA FIDE STAR/Alana Livesey
Finish Rank	10
Fastest Section Time (Section)	0:11.41 (L400)
Top Speed [km/h] (Section)	63.8 (L400)
Race State	Finished



Morphettville SA - Professional

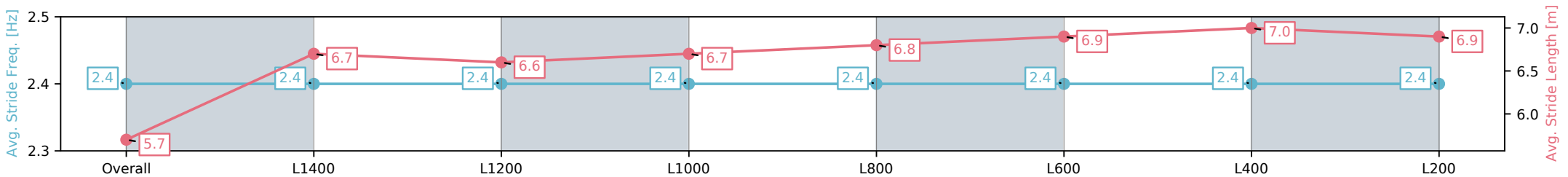
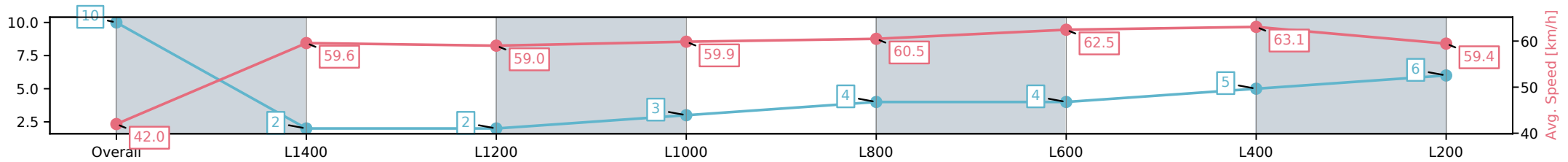
Race 5: Quayclean Handicap - 1525m

22 February 2025 - 2:47PM

Track Rating: Good 4, Weather: Fine, Rail Position: +9m 1200m-WP, +5m Remainder



Section	Overall	L1400	L1200	L1000	L800	L600	L400	L200
Section Times	1:34.00[10] (0:10.72)	1:23.28[2] (0:12.13)	1:11.15[2] (0:12.19)	0:58.96[3] (0:12.05)	0:46.91[4] (0:11.88)	0:35.03[4] (0:11.50)	0:23.53[5] (0:11.41)	0:12.12[6] (0:12.12)
Average Speed [km/h]	42.0	59.6	59.0	59.9	60.5	62.5	63.1	59.4
Top Speed [km/h]	58.8	61.8	59.5	60.3	61.4	63.4	63.8	62.1
Avg. Dist. to Rail [m]	2.5	0.9	0.4	0.2	0.2	0.4	1.5	3.4
Avg. Stride Freq. [Hz]	2.4	2.4	2.4	2.4	2.4	2.4	2.4	2.4
Avg. Stride Length [m]	5.7	6.7	6.6	6.7	6.8	6.9	7.0	6.9



[ ] Ranking at each section and finish  
 -:-:- No data available at this section  
 NA No data available