



RACINGSA

Morphettville SA

Race 4: Sportsbet Cinderella Stakes - 1050m

22 February 2025 - 2:12PM



Morphettville

Track Rating: Good 4, Weather: Fine, Rail Position: +9m 1200m-WP, +5m Remainder

Section Field Times							Overall	L1000	L800	L600	L400	L200		
							1:00.93 (0:05.47)	0:55.46 (0:10.83)	0:44.63 (0:10.85)	0:33.78 (0:10.97)	0:22.80 (0:11.16)	0:11.65 (0:11.65)		
Position	#	Horse/Jockey	Barrier	Top Speed [km/h]	Fastest Section	First 400m						Margin	Distance Travelled From Winner [m]	
1	4	GIN SPIRIT Jason Holder	2	69.6 1000-800	0:10.74 800-600	0:24.80	1:00.93 (0:05.79)	0:55.14 [10] (0:11.04)	0:44.10 [7] (0:10.74)	0:33.36 [7] (0:11.03)	0:22.33 [7] (0:10.90)	0:11.43 [4] (0:11.43)	1:00.93	
2	10	NAIFAH Luke Currie	1	68.3 1000-800	0:10.78 800-600	0:24.70	1:01.12 (0:05.56)	0:55.56 [5] (0:11.06)	0:44.50 [5] (0:10.78)	0:33.72 [4] (0:10.97)	0:22.75 [3] (0:11.11)	0:11.64 [3] (0:11.64)	1.21L	-5
3	3	STEEL TRAP Jacob Opperman	11	70.9 1000-800	0:10.78 800-600	0:24.52	1:01.22 (0:05.51)	0:55.71 [2] (0:10.98)	0:44.73 [3] (0:10.78)	0:33.95 [3] (0:11.11)	0:22.84 [4] (0:11.17)	0:11.67 [5] (0:11.67)	1.81L	-1
4	2	TIZ WORTHY Zac Spain	6	68.1 1000-800	0:10.85 800-600	0:24.79	1:01.29 (0:05.55)	0:55.74 [3] (0:11.12)	0:44.62 [6] (0:10.85)	0:33.77 [6] (0:11.06)	0:22.71 [6] (0:11.06)	0:11.65 [6] (0:11.65)	2.26L	-1
5	13	RECUPERATO Tianni Chapman	3	69.4 1200-1000	0:10.82 1000-800	0:24.37	1:01.36 (0:05.47)	0:55.89 [1] (0:10.82)	0:45.07 [1] (0:10.86)	0:34.21 [1] (0:10.97)	0:23.24 [1] (0:11.16)	0:12.08 [1] (0:12.08)	2.69L	-5
6	9	MOON GODDESS Lachlan King	7	68.2 1000-800	0:10.87 800-600	0:24.96	1:01.55 (0:05.78)	0:55.77 [9] (0:11.12)	0:44.65 [9] (0:10.87)	0:33.78 [10] (0:11.04)	0:22.74 [9] (0:11.06)	0:11.68 [9] (0:11.68)	3.88L	-1
7	14	SICILIAN PRINCESS Caitlin Jones	9	68.8 1000-800	0:10.73 800-600	0:24.92	1:01.57 (0:05.75)	0:55.82 [6] (0:11.14)	0:44.68 [8] (0:10.73)	0:33.95 [8] (0:10.98)	0:22.97 [8] (0:11.20)	0:11.77 [8] (0:11.77)	3.98L	-1
8	5	ARTISTIC ANGEL Jake Toeroek	5	69.5 1200-1000	0:10.64 1000-800	0:24.50	1:01.66 (0:05.77)	0:55.89 [8] (0:10.64)	0:45.25 [2] (0:10.76)	0:34.49 [2] (0:11.02)	0:23.47 [2] (0:11.15)	0:12.32 [2] (0:12.32)	4.55L	-2
9	11	OUI OUI MA CHERIE Will Price	8	68.5 1000-800	0:10.81 800-600	0:25.05	1:01.87 (0:05.98)	0:55.89 [11] (0:11.12)	0:44.77 [11] (0:10.81)	0:33.96 [11] (0:11.02)	0:22.94 [10] (0:11.08)	0:11.86 [10] (0:11.86)	5.9L	-3
10	1	LA ROUX Lachlan Neindorf	4	69.0 1000-800	0:10.82 800-600	0:24.73	1:01.88 (0:05.55)	0:56.33 [4] (0:11.07)	0:45.26 [4] (0:10.82)	0:34.44 [5] (0:10.98)	0:23.46 [5] (0:11.30)	0:12.16 [7] (0:12.16)	5.93L	+0

Scratched: Boa Vista (#6), Melrose (#8), Pacific Glamour (#12), Tesoro Mio (#15)

Report Created: Sat 22 February 2025 15:37:36 GMT+11 (Note: Timing is based on positional data)

- [] Position in running at each section and finish
- #: Saddle cloth number
- No data available at this section
- DNF Did not finish
- NA No data available
- DNT Did not track
- █ Background shading for fastest section



Morphettville SA
Race 4: Sportsbet Cinderella Stakes - 1050m
 22 February 2025 - 2:12PM



Track Rating: Good 4, Weather: Fine, Rail Position: +9m 1200m-WP, +5m Remainder

Section Field Times							Overall	L1000	L800	L600	L400	L200		
							1:00.93 (0:05.47)	0:55.46 (0:10.83)	0:44.63 (0:10.85)	0:33.78 (0:10.97)	0:22.80 (0:11.16)	0:11.65 (0:11.65)	Margin	Distance Travelled From Winner [m]
Position	#	Horse/Jockey	Barrier	Top Speed [km/h]	Fastest Section	First 400m								
11	7	DAZELLES	10	69.4	0:10.79	0:25.15	1:02.31	0:56.56 [7]	0:45.35 [10]	0:34.56 [9]	0:23.38 [10]	0:12.04 [11]	8.6L	+3
		Rochelle Milnes		1000-800	800-600		(0:05.75)	(0:11.21)	(0:10.79)	(0:11.18)	(0:11.34)	(0:12.04)		

Scratched: Boa Vista (#6), Melrose (#8), Pacific Glamour (#12), Tesoro Mio (#15)

- [] Position in running at each section and finish # Saddle cloth number
- :--:-- No data available at this section **DNF** Did not finish
- NA** No data available **DNT** Did not track
- Background shading for fastest section

Horse/Jockey Name	GIN SPIRIT/Jason Holder
Finish Rank	1
Fastest Section Time (Section)	0:10.74 (L800)
Top Speed [km/h] (Section)	69.6 (L1000)
Race State	Finished



Morphettville SA - Professional

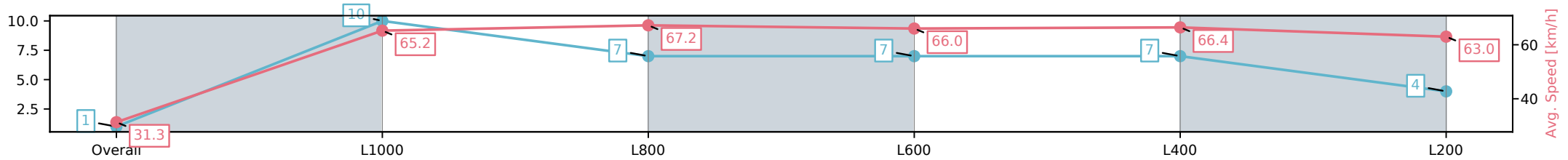
Race 4: Sportsbet Cinderella Stakes - 1050m

22 February 2025 - 2:12PM

Track Rating: Good 4, Weather: Fine, Rail Position: +9m 1200m-WP, +5m Remainder



Section	Overall	L1000	L800	L600	L400	L200
Section Times	1:00.93[1] (0:05.79)	0:55.14[10] (0:11.04)	0:44.10[7] (0:10.74)	0:33.36[7] (0:11.03)	0:22.33[7] (0:10.90)	0:11.43[4] (0:11.43)
Average Speed [km/h]	31.3	65.2	67.2	66.0	66.4	63.0
Top Speed [km/h]	58.2	69.5	69.6	67.0	67.3	66.8
Avg. Dist. to Rail [m]	1.5	0.4	0.4	2.4	5.2	4.3
Avg. Stride Freq. [Hz]	2.3	2.4	2.4	2.4	2.5	2.4
Avg. Stride Length [m]	4.3	7.4	7.7	7.6	7.5	7.3



- [] Ranking at each section and finish
- :-:- No data available at this section
- NA No data available

Horse/Jockey Name	NAIFAH/Luke Currie
Finish Rank	2
Fastest Section Time (Section)	0:10.78 (L800)
Top Speed [km/h] (Section)	68.3 (L1000)
Race State	Finished



Morphettville SA - Professional

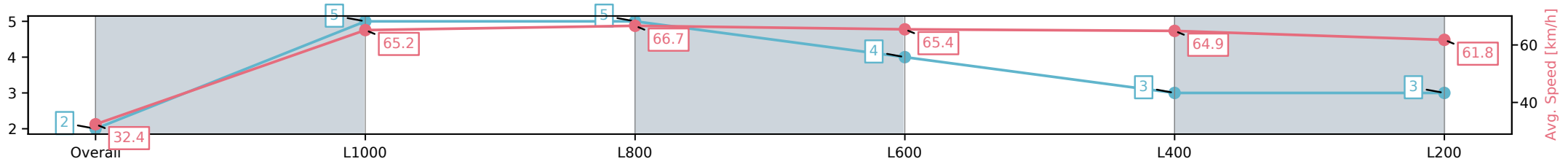
Race 4: Sportsbet Cinderella Stakes - 1050m

22 February 2025 - 2:12PM

Track Rating: Good 4, Weather: Fine, Rail Position: +9m 1200m-WP, +5m Remainder



Section	Overall	L1000	L800	L600	L400	L200
Section Times	1:01.12[2] (0:05.56)	0:55.56[5] (0:11.06)	0:44.50[5] (0:10.78)	0:33.72[4] (0:10.97)	0:22.75[3] (0:11.11)	0:11.64[3] (0:11.64)
Average Speed [km/h]	32.4	65.2	66.7	65.4	64.9	61.8
Top Speed [km/h]	57.0	68.3	68.3	66.2	66.6	66.0
Avg. Dist. to Rail [m]	1.1	0.4	0.5	0.7	1.4	1.6
Avg. Stride Freq. [Hz]	2.2	2.4	2.3	2.3	2.3	2.3
Avg. Stride Length [m]	4.5	7.4	8.0	7.9	7.7	7.6



[] Ranking at each section and finish
 -:-:- No data available at this section
 NA No data available

Horse/Jockey Name	STEEL TRAP/Jacob Opperman
Finish Rank	3
Fastest Section Time (Section)	0:10.78 (L800)
Top Speed [km/h] (Section)	70.9 (L1000)
Race State	Finished



Morphettville SA - Professional

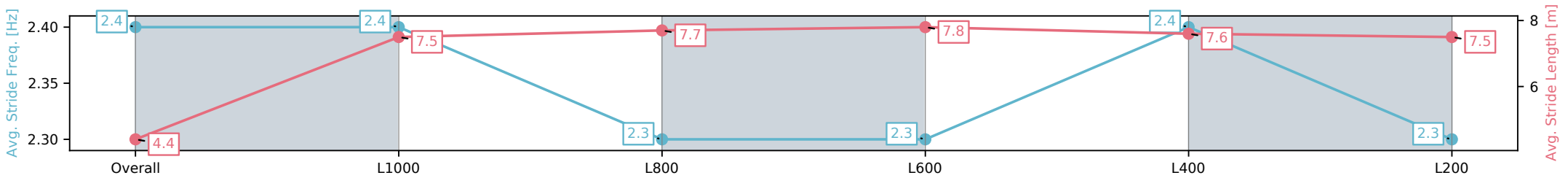
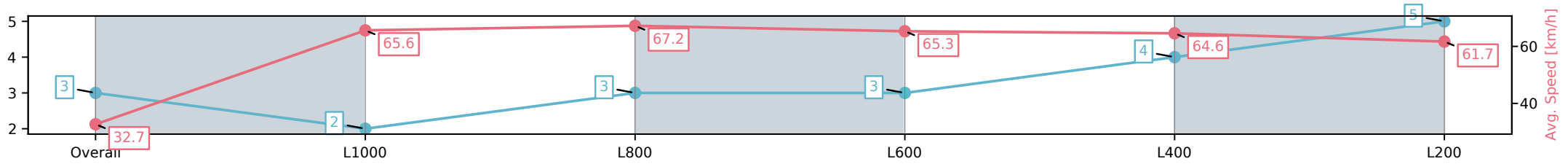
Race 4: Sportsbet Cinderella Stakes - 1050m

22 February 2025 - 2:12PM

Track Rating: Good 4, Weather: Fine, Rail Position: +9m 1200m-WP, +5m Remainder



Section	Overall	L1000	L800	L600	L400	L200
Section Times	1:01.22[3] (0:05.51)	0:55.71[2] (0:10.98)	0:44.73[3] (0:10.78)	0:33.95[3] (0:11.11)	0:22.84[4] (0:11.17)	0:11.67[5] (0:11.67)
Average Speed [km/h]	32.7	65.6	67.2	65.3	64.6	61.7
Top Speed [km/h]	57.3	68.9	70.9	66.4	65.5	64.2
Avg. Dist. to Rail [m]	9.6	4.2	1.5	1.4	2.8	2.4
Avg. Stride Freq. [Hz]	2.4	2.4	2.3	2.3	2.4	2.3
Avg. Stride Length [m]	4.4	7.5	7.7	7.8	7.6	7.5



- [] Ranking at each section and finish
- :-:- No data available at this section
- NA No data available

Horse/Jockey Name	TIZ WORTHY/Zac Spain
Finish Rank	4
Fastest Section Time (Section)	0:10.85 (L800)
Top Speed [km/h] (Section)	68.1 (L1000)
Race State	Finished



Morphettville SA - Professional

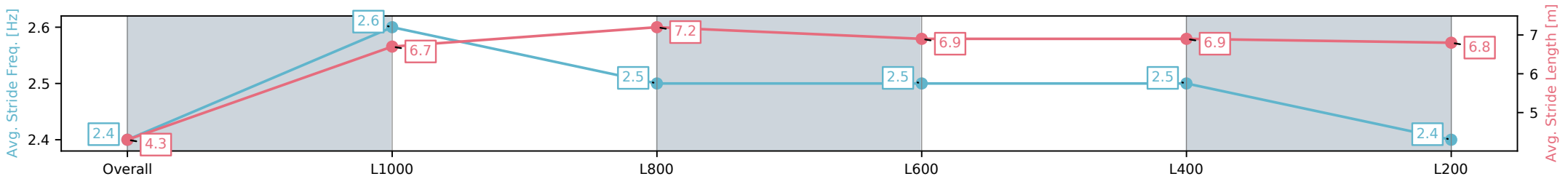
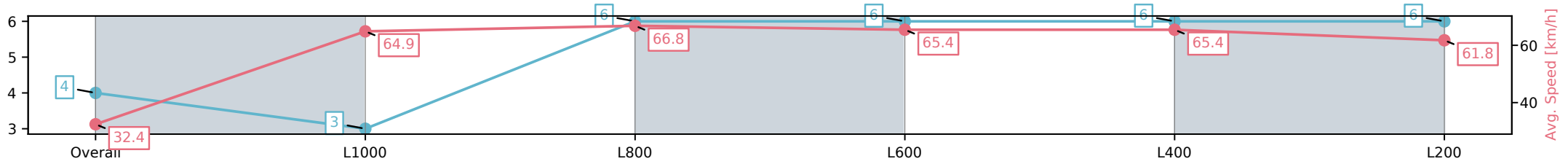
Race 4: Sportsbet Cinderella Stakes - 1050m

22 February 2025 - 2:12PM

Track Rating: Good 4, Weather: Fine, Rail Position: +9m 1200m-WP, +5m Remainder



Section	Overall	L1000	L800	L600	L400	L200
Section Times	1:01.29[4] (0:05.55)	0:55.74[3] (0:11.12)	0:44.62[6] (0:10.85)	0:33.77[6] (0:11.06)	0:22.71[6] (0:11.06)	0:11.65[6] (0:11.65)
Average Speed [km/h]	32.4	64.9	66.8	65.4	65.4	61.8
Top Speed [km/h]	56.8	67.6	68.1	66.3	66.6	64.6
Avg. Dist. to Rail [m]	5.7	3.2	1.7	1.1	4.3	4.6
Avg. Stride Freq. [Hz]	2.4	2.6	2.5	2.5	2.5	2.4
Avg. Stride Length [m]	4.3	6.7	7.2	6.9	6.9	6.8



- [] Ranking at each section and finish
- :-:- No data available at this section
- NA No data available

Horse/Jockey Name	RECUPERATO/Tianni Chapman
Finish Rank	5
Fastest Section Time (Section)	0:10.82 (L1000)
Top Speed [km/h] (Section)	69.4 (Overall)
Race State	Finished



Morphettville SA - Professional

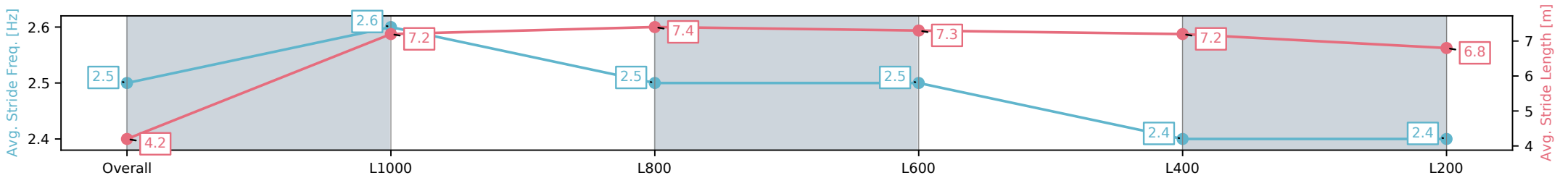
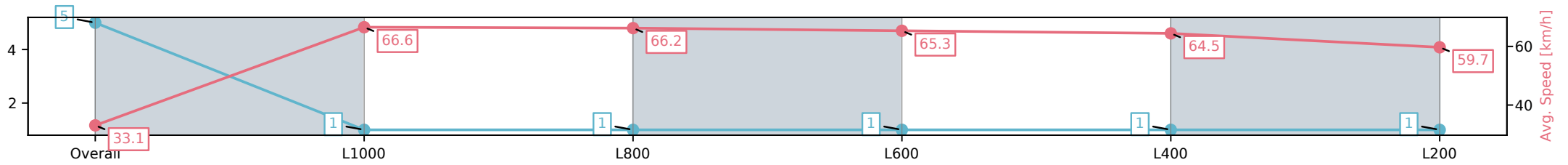
Race 4: Sportsbet Cinderella Stakes - 1050m

22 February 2025 - 2:12PM

Track Rating: Good 4, Weather: Fine, Rail Position: +9m 1200m-WP, +5m Remainder



Section	Overall	L1000	L800	L600	L400	L200
Section Times	1:01.36[5] (0:05.47)	0:55.89[1] (0:10.82)	0:45.07[1] (0:10.86)	0:34.21[1] (0:10.97)	0:23.24[1] (0:11.16)	0:12.08[1] (0:12.08)
Average Speed [km/h]	33.1	66.6	66.2	65.3	64.5	59.7
Top Speed [km/h]	57.6	69.4	68.4	66.0	65.2	62.3
Avg. Dist. to Rail [m]	3.4	1.6	0.3	1.0	0.6	0.8
Avg. Stride Freq. [Hz]	2.5	2.6	2.5	2.5	2.4	2.4
Avg. Stride Length [m]	4.2	7.2	7.4	7.3	7.2	6.8



- [] Ranking at each section and finish
- :-:- No data available at this section
- NA No data available

Horse/Jockey Name	MOON GODDESS/Lachlan King
Finish Rank	6
Fastest Section Time (Section)	0:10.87 (L800)
Top Speed [km/h] (Section)	68.2 (L1000)
Race State	Finished



Morphettville SA - Professional

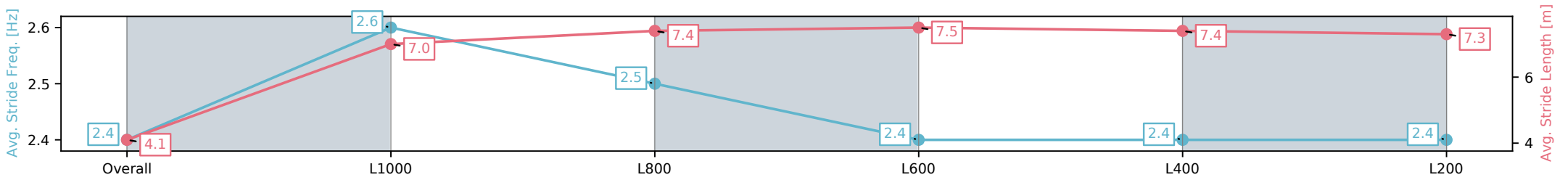
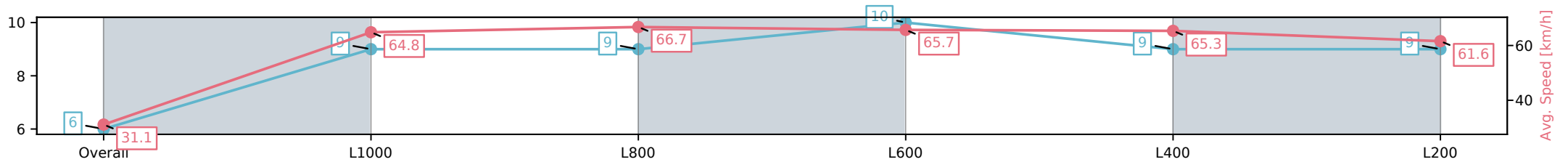
Race 4: Sportsbet Cinderella Stakes - 1050m

22 February 2025 - 2:12PM

Track Rating: Good 4, Weather: Fine, Rail Position: +9m 1200m-WP, +5m Remainder



Section	Overall	L1000	L800	L600	L400	L200
Section Times	1:01.55[6] (0:05.78)	0:55.77[9] (0:11.12)	0:44.65[9] (0:10.87)	0:33.78[10] (0:11.04)	0:22.74[9] (0:11.06)	0:11.68[9] (0:11.68)
Average Speed [km/h]	31.1	64.8	66.7	65.7	65.3	61.6
Top Speed [km/h]	56.5	67.0	68.2	66.7	66.3	65.5
Avg. Dist. to Rail [m]	6.1	3.3	1.9	1.7	0.7	1.1
Avg. Stride Freq. [Hz]	2.4	2.6	2.5	2.4	2.4	2.4
Avg. Stride Length [m]	4.1	7.0	7.4	7.5	7.4	7.3



[] Ranking at each section and finish
 -:-:- No data available at this section
 NA No data available

Horse/Jockey Name	SICILIAN PRINCESS/Caitlin Jones
Finish Rank	7
Fastest Section Time (Section)	0:10.73 (L800)
Top Speed [km/h] (Section)	68.8 (L1000)
Race State	Finished



Morphettville SA - Professional

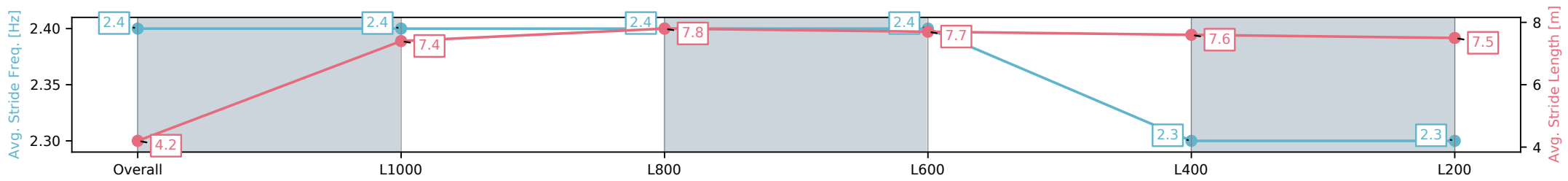
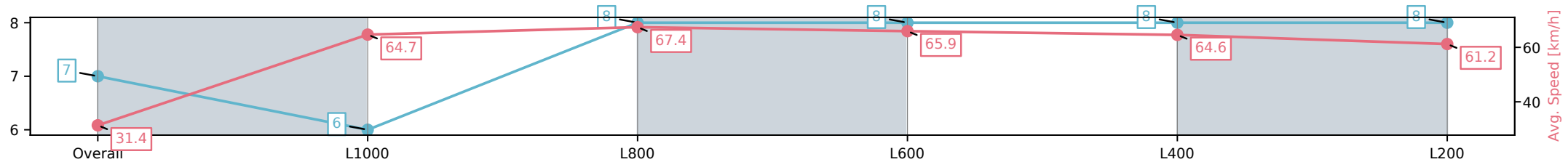
Race 4: Sportsbet Cinderella Stakes - 1050m

22 February 2025 - 2:12PM

Track Rating: Good 4, Weather: Fine, Rail Position: +9m 1200m-WP, +5m Remainder



Section	Overall	L1000	L800	L600	L400	L200
Section Times	1:01.57[7] (0:05.75)	0:55.82[6] (0:11.14)	0:44.68[8] (0:10.73)	0:33.95[8] (0:10.98)	0:22.97[8] (0:11.20)	0:11.77[8] (0:11.77)
Average Speed [km/h]	31.4	64.7	67.4	65.9	64.6	61.2
Top Speed [km/h]	56.3	67.0	68.8	67.2	65.8	63.9
Avg. Dist. to Rail [m]	6.9	3.1	1.3	1.1	5.4	6.3
Avg. Stride Freq. [Hz]	2.4	2.4	2.4	2.4	2.3	2.3
Avg. Stride Length [m]	4.2	7.4	7.8	7.7	7.6	7.5



[] Ranking at each section and finish
 -:-:- No data available at this section
 NA No data available

Horse/Jockey Name	ARTISTIC ANGEL/Jake Toeroek
Finish Rank	8
Fastest Section Time (Section)	0:10.64 (L1000)
Top Speed [km/h] (Section)	69.5 (Overall)
Race State	Finished



Morphettville SA - Professional

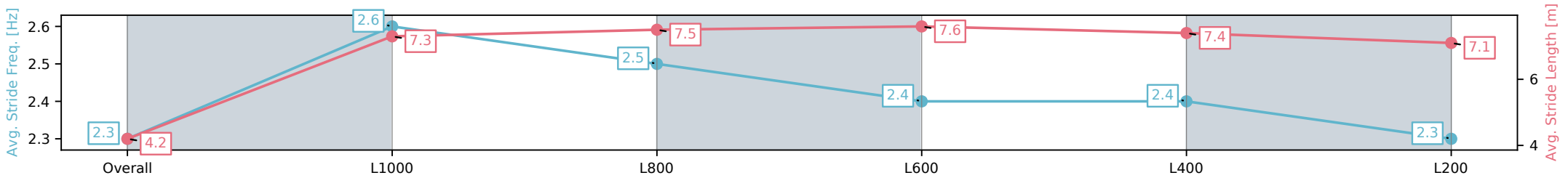
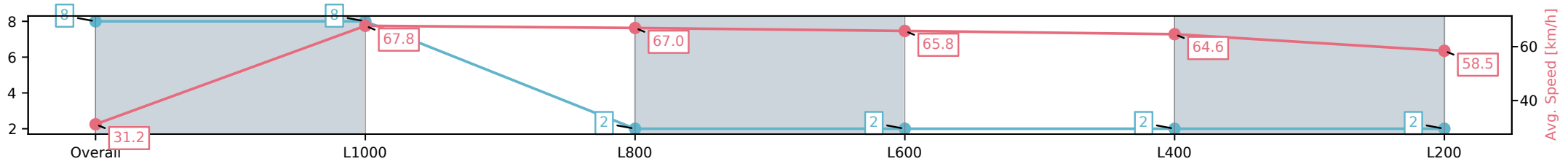
Race 4: Sportsbet Cinderella Stakes - 1050m

22 February 2025 - 2:12PM

Track Rating: Good 4, Weather: Fine, Rail Position: +9m 1200m-WP, +5m Remainder



Section	Overall	L1000	L800	L600	L400	L200
Section Times	1:01.66[8] (0:05.77)	0:55.89[8] (0:10.64)	0:45.25[2] (0:10.76)	0:34.49[2] (0:11.02)	0:23.47[2] (0:11.15)	0:12.32[2] (0:12.32)
Average Speed [km/h]	31.2	67.8	67.0	65.8	64.6	58.5
Top Speed [km/h]	62.4	69.5	69.2	67.3	66.1	62.3
Avg. Dist. to Rail [m]	2.1	0.7	0.6	1.4	2.1	1.8
Avg. Stride Freq. [Hz]	2.3	2.6	2.5	2.4	2.4	2.3
Avg. Stride Length [m]	4.2	7.3	7.5	7.6	7.4	7.1



- [] Ranking at each section and finish
- :-:- No data available at this section
- NA No data available

Horse/Jockey Name	OUI OUI MA CHERIE/Will Price
Finish Rank	9
Fastest Section Time (Section)	0:10.81 (L800)
Top Speed [km/h] (Section)	68.5 (L1000)
Race State	Finished



Morphettville SA - Professional

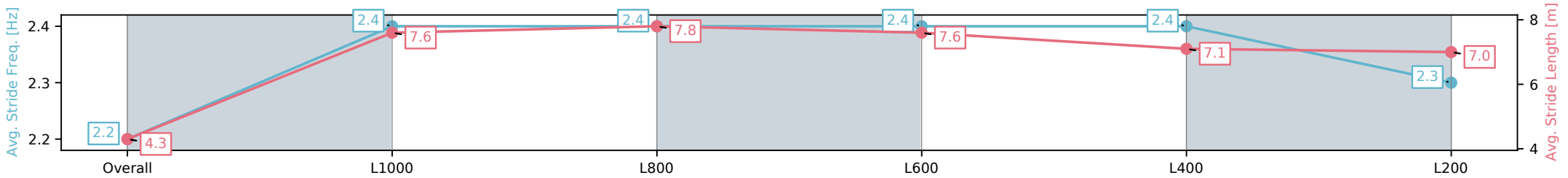
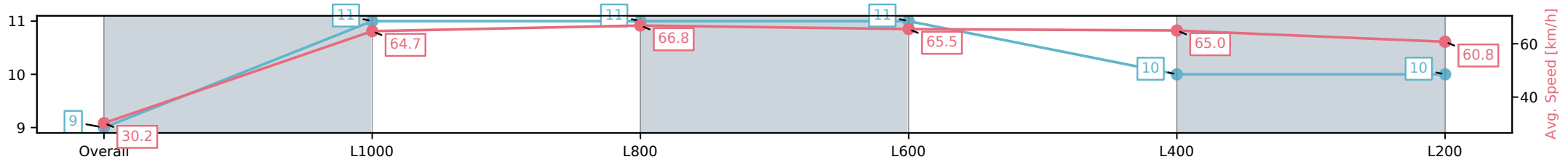
Race 4: Sportsbet Cinderella Stakes - 1050m

22 February 2025 - 2:12PM

Track Rating: Good 4, Weather: Fine, Rail Position: +9m 1200m-WP, +5m Remainder



Section	Overall	L1000	L800	L600	L400	L200
Section Times	1:01.87[9] (0:05.98)	0:55.89[11] (0:11.12)	0:44.77[11] (0:10.81)	0:33.96[11] (0:11.02)	0:22.94[10] (0:11.08)	0:11.86[10] (0:11.86)
Average Speed [km/h]	30.2	64.7	66.8	65.5	65.0	60.8
Top Speed [km/h]	55.3	67.7	68.5	66.7	65.9	63.4
Avg. Dist. to Rail [m]	6.9	3.2	0.9	0.7	0.3	0.5
Avg. Stride Freq. [Hz]	2.2	2.4	2.4	2.4	2.4	2.3
Avg. Stride Length [m]	4.3	7.6	7.8	7.6	7.1	7.0



- [] Ranking at each section and finish
- :-:- No data available at this section
- NA No data available

Horse/Jockey Name	LA ROUX/Lachlan Neindorf
Finish Rank	10
Fastest Section Time (Section)	0:10.82 (L800)
Top Speed [km/h] (Section)	69.0 (L1000)
Race State	Finished



Morphettville SA - Professional

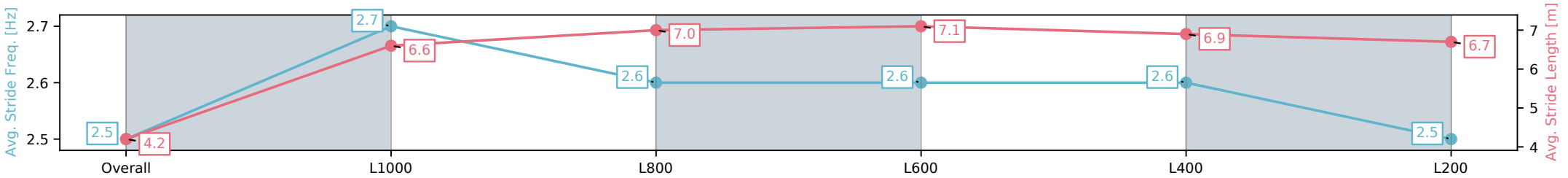
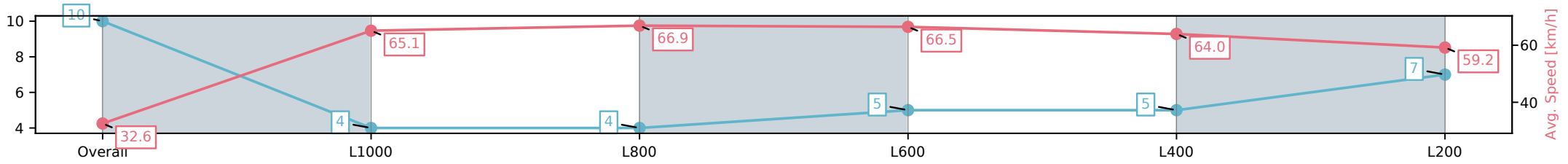
Race 4: Sportsbet Cinderella Stakes - 1050m

22 February 2025 - 2:12PM

Track Rating: Good 4, Weather: Fine, Rail Position: +9m 1200m-WP, +5m Remainder



Section	Overall	L1000	L800	L600	L400	L200
Section Times	1:01.88[10] (0:05.55)	0:56.33[4] (0:11.07)	0:45.26[4] (0:10.82)	0:34.44[5] (0:10.98)	0:23.46[5] (0:11.30)	0:12.16[7] (0:12.16)
Average Speed [km/h]	32.6	65.1	66.9	66.5	64.0	59.2
Top Speed [km/h]	57.9	68.2	69.0	67.2	65.5	62.5
Avg. Dist. to Rail [m]	3.8	2.6	1.8	2.5	4.1	4.2
Avg. Stride Freq. [Hz]	2.5	2.7	2.6	2.6	2.6	2.5
Avg. Stride Length [m]	4.2	6.6	7.0	7.1	6.9	6.7



[] Ranking at each section and finish
 -:-:- No data available at this section
 NA No data available

Horse/Jockey Name	DAZELLES/Rochelle Milnes
Finish Rank	11
Fastest Section Time (Section)	0:10.79 (L800)
Top Speed [km/h] (Section)	69.4 (L1000)
Race State	Finished



Morphettville SA - Professional

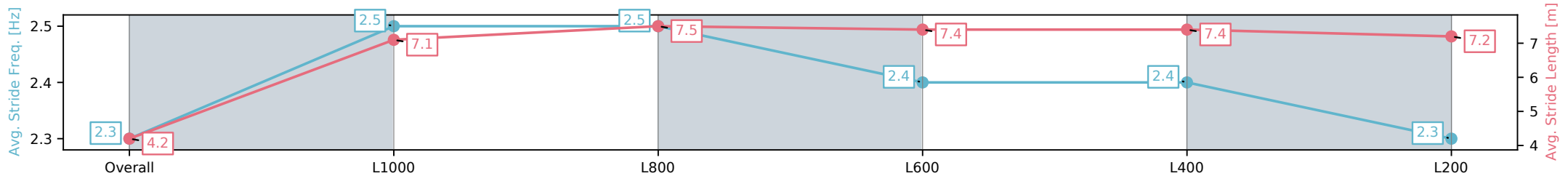
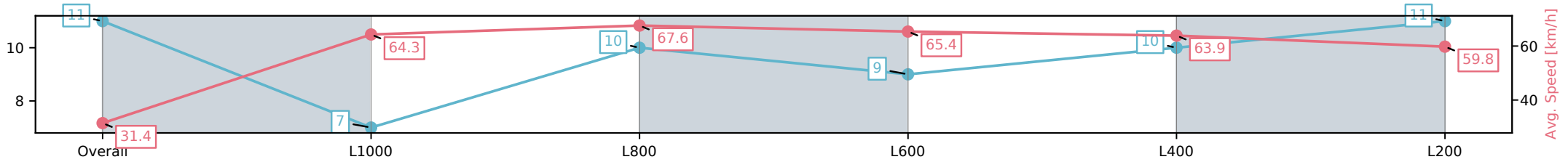
Race 4: Sportsbet Cinderella Stakes - 1050m

22 February 2025 - 2:12PM

Track Rating: Good 4, Weather: Fine, Rail Position: +9m 1200m-WP, +5m Remainder



Section	Overall	L1000	L800	L600	L400	L200
Section Times	1:02.31[11] (0:05.75)	0:56.56[7] (0:11.21)	0:45.35[10] (0:10.79)	0:34.56[9] (0:11.18)	0:23.38[10] (0:11.34)	0:12.04[11] (0:12.04)
Average Speed [km/h]	31.4	64.3	67.6	65.4	63.9	59.8
Top Speed [km/h]	56.5	66.8	69.4	67.3	64.5	62.9
Avg. Dist. to Rail [m]	9.0	5.2	3.3	2.9	4.8	5.3
Avg. Stride Freq. [Hz]	2.3	2.5	2.5	2.4	2.4	2.3
Avg. Stride Length [m]	4.2	7.1	7.5	7.4	7.4	7.2



- [] Ranking at each section and finish
- :-:- No data available at this section
- NA No data available