



RACINGSA

Morphettville SA

Race 3: Ponting Wines Handicap - 1800m

22 February 2025 - 1:37PM



Morphettville

Track Rating: Good 4, Weather: Fine, Rail Position: +9m 1200m-WP, +5m Remainder

Section								Overall	L1600	L1400	L1200	L1000	L800		
Field Times								1:50.09 (0:14.93)	1:35.16 (0:11.89)	1:23.28 (0:12.01)	1:11.27 (0:12.03)	0:59.24 (0:11.92)	0:47.33 (0:11.85)		
Position	#	Horse/Jockey	Barrier	Top Speed [km/h]	Fastest Section	First 400m								Distance Travelled From Winner [m]	
1	5	HARD PRINCE Jake Toeroek	2	64.2 600-400	0:11.39 400-200	0:27.35	1:50.09 (0:15.42)	1:34.67 [6] (0:11.93)	1:22.74 [7] (0:12.06)	1:10.68 [7] (0:12.02)	0:58.66 [7] (0:11.89)	0:46.77 [7] (0:11.87)			
2	3	ITSUKUSHIMA Jaylah Kennedy	4	61.9 1800-1600	0:11.74 600-400	0:26.81	1:50.15 (0:14.92)	1:35.23 [1] (0:11.89)	1:23.34 [1] (0:12.01)	1:11.33 [1] (0:12.02)	0:59.31 [1] (0:11.92)	0:47.39 [1] (0:11.85)	-3		
3	7	STARDEALT Zac Spain	5	63.8 600-400	0:11.51 400-200	0:27.48	1:50.22 (0:15.53)	1:34.69 [8] (0:11.95)	1:22.74 [8] (0:12.15)	1:10.59 [10] (0:11.94)	0:58.65 [8] (0:11.86)	0:46.79 [8] (0:11.83)	+6		
4	9	NEW YORK SCANDAL Ben Price	8	63.0 800-600	0:11.60 600-400	0:27.10	1:50.31 (0:15.15)	1:35.16 [2] (0:11.95)	1:23.21 [3] (0:12.11)	1:11.10 [4] (0:12.05)	0:59.05 [5] (0:11.90)	0:47.15 [6] (0:11.85)	-4		
5	2	HOLMES Todd Pannell	9	62.8 1800-1600	0:11.70 1600-1400	0:26.90	1:50.32 (0:15.20)	1:35.12 [3] (0:11.70)	1:23.42 [2] (0:12.00)	1:11.42 [2] (0:12.05)	0:59.37 [2] (0:11.91)	0:47.46 [2] (0:11.89)	+0		
6	1	FOX GEM Manoel Nunes	10	63.2 800-600	0:11.51 600-400	0:27.54	1:50.45 (0:15.66)	1:34.79 [10] (0:11.88)	1:22.91 [10] (0:12.08)	1:10.83 [9] (0:12.10)	0:58.73 [10] (0:11.81)	0:46.92 [10] (0:11.93)	-1		
7	8	MASTER AT ARMS Will Price	6	62.8 800-600	0:11.72 400-200	0:27.24	1:50.68 (0:15.41)	1:35.27 [5] (0:11.83)	1:23.44 [5] (0:12.08)	1:11.36 [6] (0:11.97)	0:59.39 [6] (0:11.84)	0:47.55 [5] (0:11.88)	+7		
8	4	MARCOLT Rochelle Milnes	7	63.1 1800-1600	0:11.56 1600-1400	0:27.18	1:50.80 (0:15.61)	1:35.19 [9] (0:11.56)	1:23.62 [4] (0:11.94)	1:11.68 [3] (0:12.01)	0:59.67 [3] (0:11.87)	0:47.80 [3] (0:11.92)	+2		
9	10	WARRANTYTE ROAD Taylor Johnstone	1	62.1 600-400	0:11.60 600-400	0:27.53	1:51.04 (0:15.48)	1:35.56 [7] (0:12.05)	1:23.51 [9] (0:12.08)	1:11.43 [8] (0:12.00)	0:59.43 [9] (0:11.89)	0:47.54 [9] (0:11.88)	-10		
10	6	DEFICIT Alana Livesey	3	61.9 800-600	0:11.73 600-400	0:27.30	1:51.22 (0:15.20)	1:36.02 [4] (0:12.10)	1:23.92 [6] (0:11.91)	1:12.01 [5] (0:11.97)	1:00.04 [4] (0:11.91)	0:48.13 [4] (0:11.90)	-6		

- [] Position in running at each section and finish
- #: Saddle cloth number
- No data available at this section
- DNF Did not finish
- NA No data available
- DNT Did not track
- █ Background shading for fastest section



RACINGSA

Morphettville SA

Race 3: Ponting Wines Handicap - 1800m

22 February 2025 - 1:37PM



Morphettville

Track Rating: Good 4, Weather: Fine, Rail Position: +9m 1200m-WP, +5m Remainder

Section Field Times

L600 0:35.48 (0:11.74)
L400 0:23.74 (0:11.79)
L200 0:11.95 (0:11.95)

Position	#	Horse/Jockey	Barrier	Top Speed [km/h]	Fastest Section	First 400m	L600	L400	L200	Margin	Distance Travelled From Winner [m]
1	5	HARD PRINCE Jake Toeroek	2	64.2 600-400	0:11.39 400-200	0:27.35	0:34.90 [7] (0:11.67)	0:23.23 [7] (0:11.39)	0:11.84 [4] (0:11.84)	1:50.09	
2	3	ITSUKUSHIMA Jaylah Kennedy	4	61.9 1800-1600	0:11.74 600-400	0:26.81	0:35.54 [1] (0:11.74)	0:23.80 [1] (0:11.79)	0:12.01 [1] (0:12.01)	0.39L	-3
3	7	STARDEALT Zac Spain	5	63.8 600-400	0:11.51 400-200	0:27.48	0:34.96 [8] (0:11.66)	0:23.30 [8] (0:11.51)	0:11.79 [5] (0:11.79)	0.78L	+6
4	9	NEW YORK SCANDAL Ben Price	8	63.0 800-600	0:11.60 600-400	0:27.10	0:35.30 [5] (0:11.60)	0:23.70 [3] (0:11.61)	0:12.09 [2] (0:12.09)	1.37L	-4
5	2	HOLMES Todd Pannell	9	62.8 1800-1600	0:11.70 1600-1400	0:26.90	0:35.57 [2] (0:11.75)	0:23.82 [2] (0:11.74)	0:12.08 [3] (0:12.08)	1.43L	+0
6	1	FOX GEM Manoel Nunes	10	63.2 800-600	0:11.51 600-400	0:27.54	0:34.99 [10] (0:11.51)	0:23.48 [9] (0:11.67)	0:11.81 [8] (0:11.81)	2.23L	-1
7	8	MASTER AT ARMS Will Price	6	62.8 800-600	0:11.72 400-200	0:27.24	0:35.67 [6] (0:11.83)	0:23.84 [6] (0:11.72)	0:12.12 [6] (0:12.12)	3.7L	+7
8	4	MARCOLT Rochelle Milnes	7	63.1 1800-1600	0:11.56 1600-1400	0:27.18	0:35.88 [3] (0:11.79)	0:24.09 [4] (0:11.89)	0:12.20 [7] (0:12.20)	4.43L	+2
9	10	WARRANTYTE ROAD Taylor Johnstone	1	62.1 600-400	0:11.60 600-400	0:27.53	0:35.66 [9] (0:11.60)	0:24.06 [10] (0:11.80)	0:12.26 [10] (0:12.26)	5.91L	-10
10	6	DEFICIT Alana Livesey	3	61.9 800-600	0:11.73 600-400	0:27.30	0:36.23 [4] (0:11.73)	0:24.50 [5] (0:12.01)	0:12.49 [9] (0:12.49)	7.04L	-6

- [] Position in running at each section and finish
- #: Saddle cloth number
- : No data available at this section
- DNF: Did not finish
- NA: No data available
- DNT: Did not track
- █: Background shading for fastest section

Horse/Jockey Name	HARD PRINCE/Jake Toeroek
Finish Rank	1
Fastest Section Time (Section)	0:11.39 (L400)
Top Speed [km/h] (Section)	64.2 (L600)
Race State	Finished



Morphettville SA - Professional

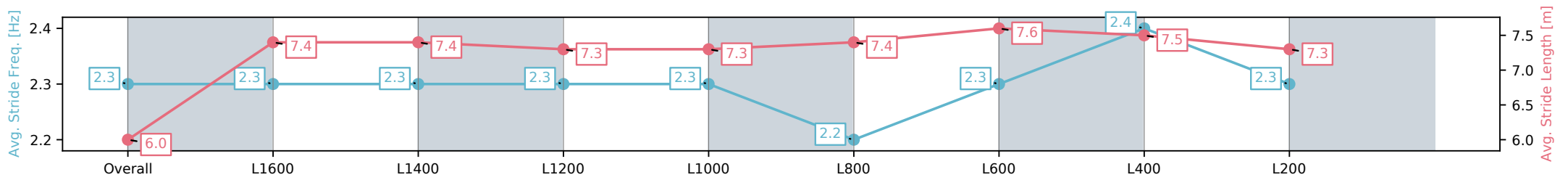
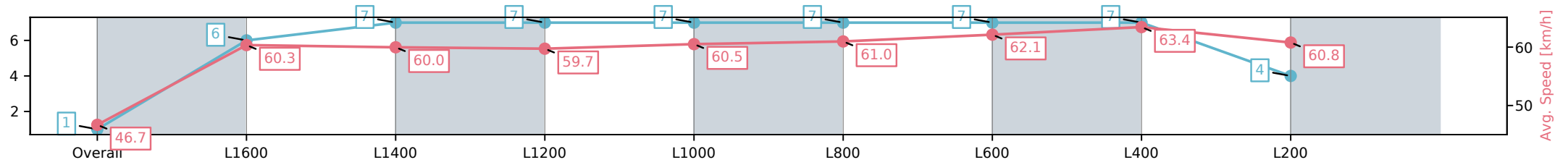
Race 3: Ponting Wines Handicap - 1800m

22 February 2025 - 1:37PM

Track Rating: Good 4, Weather: Fine, Rail Position: +9m 1200m-WP, +5m Remainder



Section	Overall	L1600	L1400	L1200	L1000	L800	L600	L400	L200
Section Times	1:50.09[1] (0:15.42)	1:34.67[6] (0:11.93)	1:22.74[7] (0:12.06)	1:10.68[7] (0:12.02)	0:58.66[7] (0:11.89)	0:46.77[7] (0:11.87)	0:34.90[7] (0:11.67)	0:23.23[7] (0:11.39)	0:11.84[4] (0:11.84)
Average Speed [km/h]	46.7	60.3	60.0	59.7	60.5	61.0	62.1	63.4	60.8
Top Speed [km/h]	61.0	61.1	60.4	61.3	61.6	63.2	63.5	64.2	62.9
Avg. Dist. to Rail [m]	3.0	1.8	1.0	0.5	0.6	0.9	1.4	3.2	3.7
Avg. Stride Freq. [Hz]	2.3	2.3	2.3	2.3	2.3	2.2	2.3	2.4	2.3
Avg. Stride Length [m]	6.0	7.4	7.4	7.3	7.3	7.3	7.4	7.5	7.3



[] Ranking at each section and finish
 -:-:- No data available at this section
 NA No data available

Horse/Jockey Name	ITSUKUSHIMA/Jaylah Kennedy
Finish Rank	2
Fastest Section Time (Section)	0:11.74 (L600)
Top Speed [km/h] (Section)	61.9 (Overall)
Race State	Finished



Morphettville SA - Professional

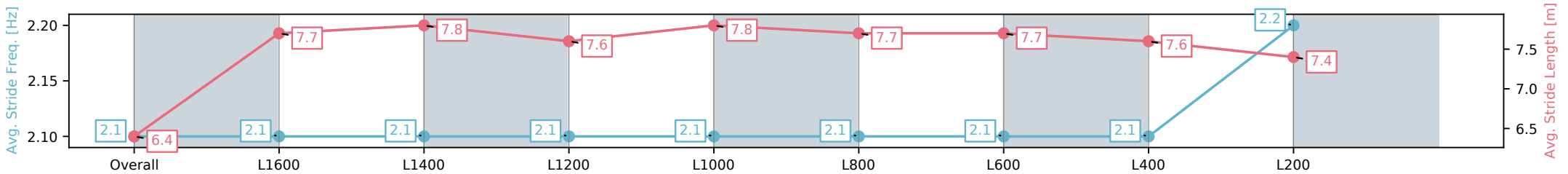
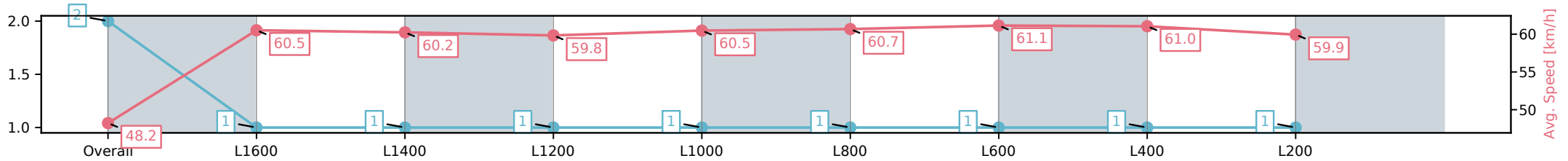
Race 3: Ponting Wines Handicap - 1800m

22 February 2025 - 1:37PM

Track Rating: Good 4, Weather: Fine, Rail Position: +9m 1200m-WP, +5m Remainder



Section	Overall	L1600	L1400	L1200	L1000	L800	L600	L400	L200
Section Times	1:50.15[2] (0:14.92)	1:35.23[1] (0:11.89)	1:23.34[1] (0:12.01)	1:11.33[1] (0:12.02)	0:59.31[1] (0:11.92)	0:47.39[1] (0:11.85)	0:35.54[1] (0:11.74)	0:23.80[1] (0:11.79)	0:12.01[1] (0:12.01)
Average Speed [km/h]	48.2	60.5	60.2	59.8	60.5	60.7	61.1	61.0	59.9
Top Speed [km/h]	61.8	61.9	61.4	60.6	60.9	61.4	61.5	61.5	61.5
Avg. Dist. to Rail [m]	4.3	0.7	0.7	0.2	0.2	0.2	0.5	0.3	1.2
Avg. Stride Freq. [Hz]	2.1	2.1	2.1	2.1	2.1	2.1	2.1	2.1	2.2
Avg. Stride Length [m]	6.4	7.7	7.8	7.6	7.8	7.7	7.7	7.6	7.4



[] Ranking at each section and finish
 -:-:- No data available at this section
 NA No data available

Horse/Jockey Name	STARDEALT/Zac Spain
Finish Rank	3
Fastest Section Time (Section)	0:11.51 (L400)
Top Speed [km/h] (Section)	63.8 (L600)
Race State	Finished



Morphettville SA - Professional

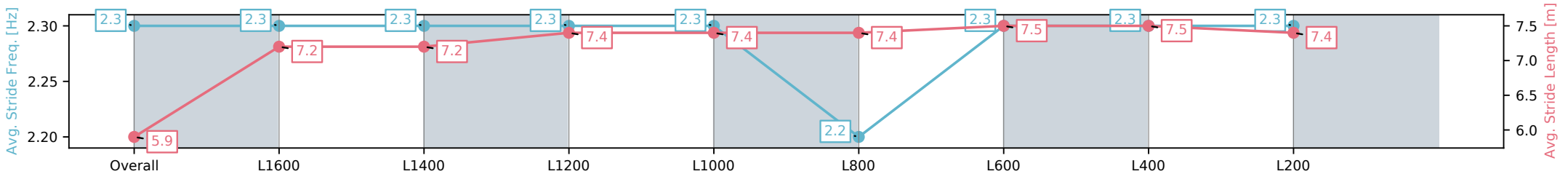
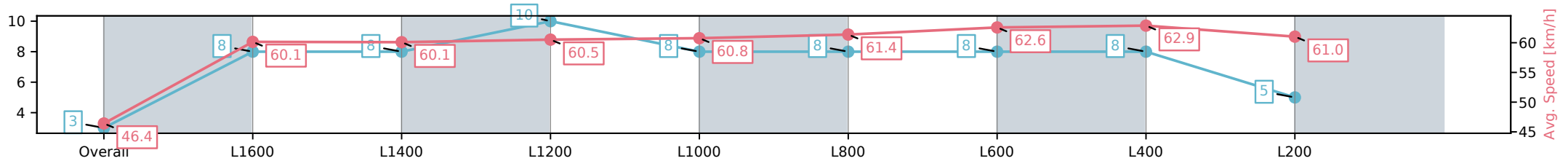
Race 3: Ponting Wines Handicap - 1800m

22 February 2025 - 1:37PM

Track Rating: Good 4, Weather: Fine, Rail Position: +9m 1200m-WP, +5m Remainder



Section	Overall	L1600	L1400	L1200	L1000	L800	L600	L400	L200
Section Times	1:50.22[3] (0:15.53)	1:34.69[8] (0:11.95)	1:22.74[8] (0:12.15)	1:10.59[10] (0:11.94)	0:58.65[8] (0:11.86)	0:46.79[8] (0:11.83)	0:34.96[8] (0:11.66)	0:23.30[8] (0:11.51)	0:11.79[5] (0:11.79)
Average Speed [km/h]	46.4	60.1	60.1	60.5	60.8	61.4	62.6	62.9	61.0
Top Speed [km/h]	59.8	61.3	61.1	61.2	61.3	62.2	63.3	63.8	63.0
Avg. Dist. to Rail [m]	4.4	2.5	2.9	1.4	1.9	1.9	2.6	4.2	4.3
Avg. Stride Freq. [Hz]	2.3	2.3	2.3	2.3	2.3	2.2	2.3	2.3	2.3
Avg. Stride Length [m]	5.9	7.2	7.2	7.4	7.4	7.4	7.5	7.5	7.4



- [] Ranking at each section and finish
- :-:- No data available at this section
- NA No data available

Horse/Jockey Name	NEW YORK SCANDAL/Ben Price
Finish Rank	4
Fastest Section Time (Section)	0:11.60 (L600)
Top Speed [km/h] (Section)	63.0 (L800)
Race State	Finished



Morphettville SA - Professional

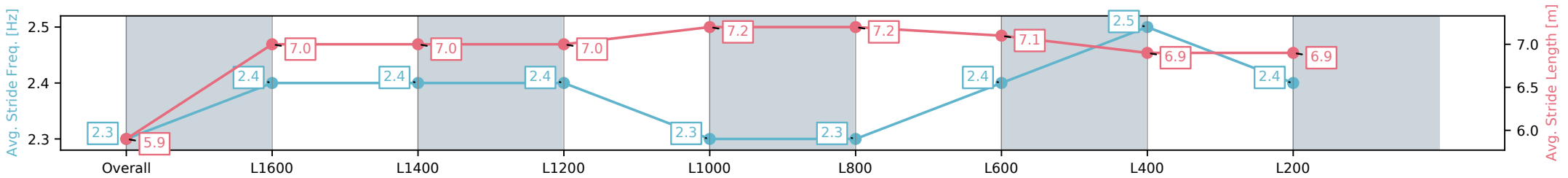
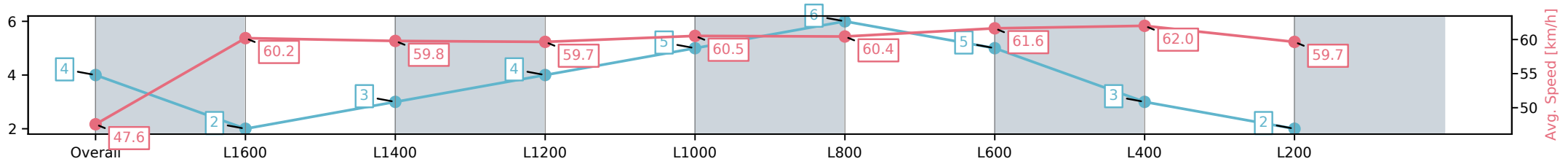
Race 3: Ponting Wines Handicap - 1800m

22 February 2025 - 1:37PM

Track Rating: Good 4, Weather: Fine, Rail Position: +9m 1200m-WP, +5m Remainder



Section	Overall	L1600	L1400	L1200	L1000	L800	L600	L400	L200
Section Times	1:50.31[4] (0:15.15)	1:35.16[2] (0:11.95)	1:23.21[3] (0:12.11)	1:11.10[4] (0:12.05)	0:59.05[5] (0:11.90)	0:47.15[6] (0:11.85)	0:35.30[5] (0:11.60)	0:23.70[3] (0:11.61)	0:12.09[2] (0:12.09)
Average Speed [km/h]	47.6	60.2	59.8	59.7	60.5	60.4	61.6	62.0	59.7
Top Speed [km/h]	61.2	61.1	61.2	60.6	61.4	62.1	63.0	62.6	62.4
Avg. Dist. to Rail [m]	6.3	2.5	1.4	0.5	0.2	0.6	1.7	1.3	2.3
Avg. Stride Freq. [Hz]	2.3	2.4	2.4	2.4	2.3	2.3	2.4	2.5	2.4
Avg. Stride Length [m]	5.9	7.0	7.0	7.0	7.2	7.2	7.1	6.9	6.9



[] Ranking at each section and finish
 -:-:- No data available at this section
 NA No data available

Horse/Jockey Name	HOLMES/Todd Pannell
Finish Rank	5
Fastest Section Time (Section)	0:11.70 (L1600)
Top Speed [km/h] (Section)	62.8 (Overall)
Race State	Finished



Morphettville SA - Professional

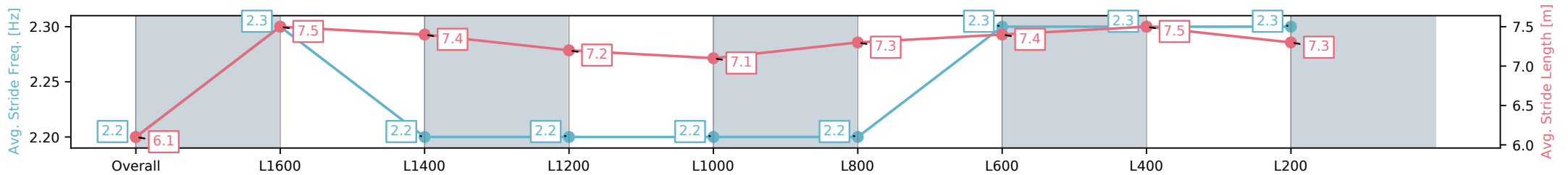
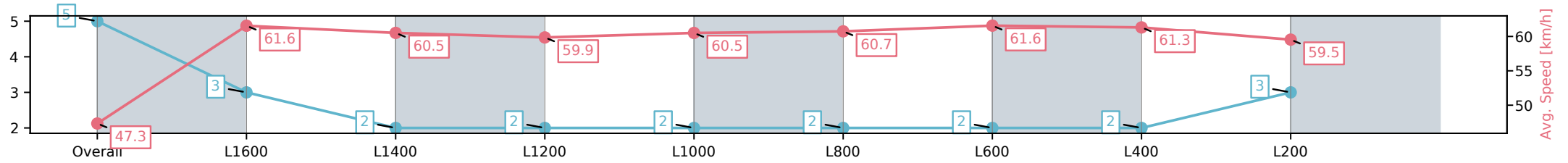
Race 3: Ponting Wines Handicap - 1800m

22 February 2025 - 1:37PM

Track Rating: Good 4, Weather: Fine, Rail Position: +9m 1200m-WP, +5m Remainder



Section	Overall	L1600	L1400	L1200	L1000	L800	L600	L400	L200
Section Times	1:50.32[5] (0:15.20)	1:35.12[3] (0:11.70)	1:23.42[2] (0:12.00)	1:11.42[2] (0:12.05)	0:59.37[2] (0:11.91)	0:47.46[2] (0:11.89)	0:35.57[2] (0:11.75)	0:23.82[2] (0:11.74)	0:12.08[3] (0:12.08)
Average Speed [km/h]	47.3	61.6	60.5	59.9	60.5	60.7	61.6	61.3	59.5
Top Speed [km/h]	61.0	62.8	61.4	60.6	61.3	61.6	62.4	61.7	62.0
Avg. Dist. to Rail [m]	6.7	2.7	2.0	1.1	1.1	1.0	0.7	1.2	2.4
Avg. Stride Freq. [Hz]	2.2	2.3	2.2	2.2	2.2	2.2	2.3	2.3	2.3
Avg. Stride Length [m]	6.1	7.5	7.4	7.2	7.1	7.3	7.4	7.5	7.3



[] Ranking at each section and finish
 -:-:- No data available at this section
 NA No data available

Horse/Jockey Name	FOX GEM/Manoel Nunes
Finish Rank	6
Fastest Section Time (Section)	0:11.51 (L600)
Top Speed [km/h] (Section)	63.2 (L800)
Race State	Finished



Morphettville SA - Professional

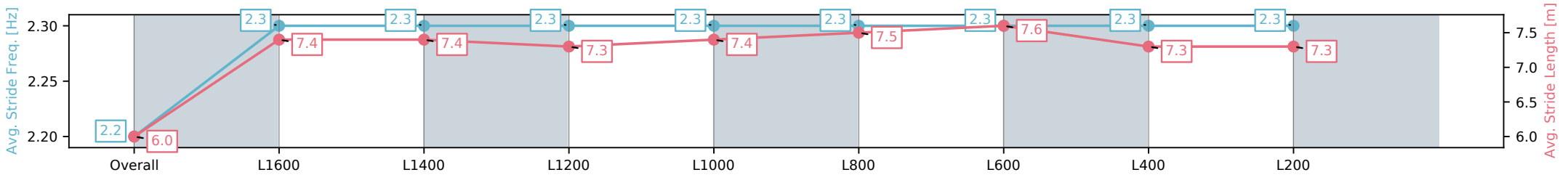
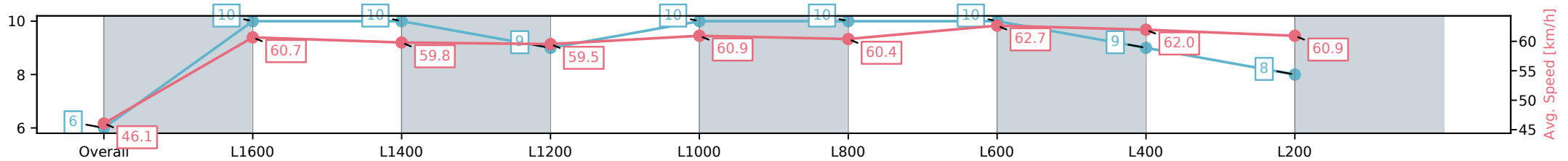
Race 3: Ponting Wines Handicap - 1800m

22 February 2025 - 1:37PM

Track Rating: Good 4, Weather: Fine, Rail Position: +9m 1200m-WP, +5m Remainder



Section	Overall	L1600	L1400	L1200	L1000	L800	L600	L400	L200
Section Times	1:50.45[6] (0:15.66)	1:34.79[10] (0:11.88)	1:22.91[10] (0:12.08)	1:10.83[9] (0:12.10)	0:58.73[10] (0:11.81)	0:46.92[10] (0:11.93)	0:34.99[10] (0:11.51)	0:23.48[9] (0:11.67)	0:11.81[8] (0:11.81)
Average Speed [km/h]	46.1	60.7	59.8	59.5	60.9	60.4	62.7	62.0	60.9
Top Speed [km/h]	61.8	61.9	60.9	60.7	62.0	62.1	63.2	62.8	62.2
Avg. Dist. to Rail [m]	4.8	0.9	1.2	0.3	0.6	0.3	0.4	3.4	3.8
Avg. Stride Freq. [Hz]	2.2	2.3	2.3	2.3	2.3	2.3	2.3	2.3	2.3
Avg. Stride Length [m]	6.0	7.4	7.4	7.3	7.4	7.4	7.5	7.6	7.3



- [] Ranking at each section and finish
- :-:- No data available at this section
- NA No data available

Horse/Jockey Name	MASTER AT ARMS/Will Price
Finish Rank	7
Fastest Section Time (Section)	0:11.72 (L400)
Top Speed [km/h] (Section)	62.8 (L800)
Race State	Finished



Morphettville SA - Professional

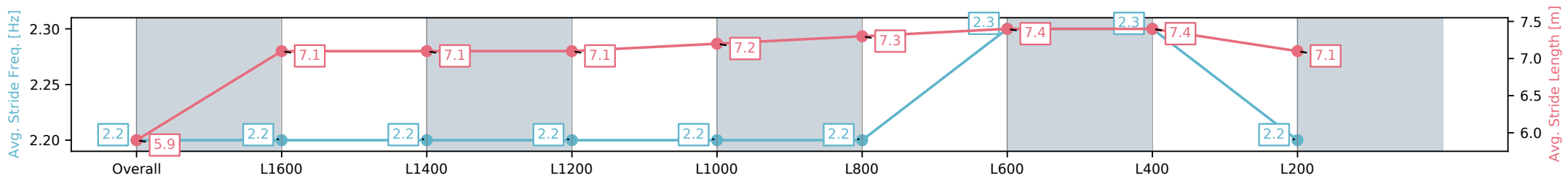
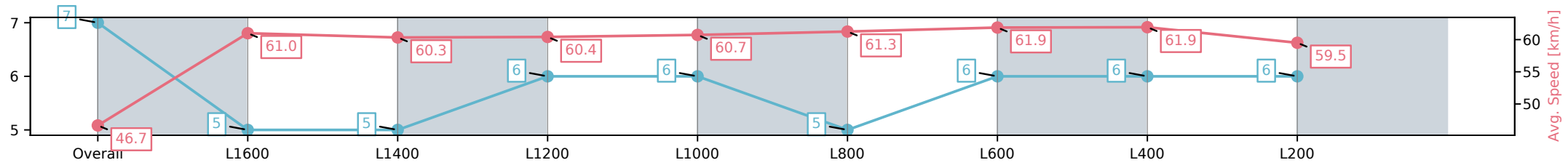
Race 3: Ponting Wines Handicap - 1800m

22 February 2025 - 1:37PM

Track Rating: Good 4, Weather: Fine, Rail Position: +9m 1200m-WP, +5m Remainder



Section	Overall	L1600	L1400	L1200	L1000	L800	L600	L400	L200
Section Times	1:50.68[7] (0:15.41)	1:35.27[5] (0:11.83)	1:23.44[5] (0:12.08)	1:11.36[6] (0:11.97)	0:59.39[6] (0:11.84)	0:47.55[5] (0:11.88)	0:35.67[6] (0:11.83)	0:23.84[6] (0:11.72)	0:12.12[6] (0:12.12)
Average Speed [km/h]	46.7	61.0	60.3	60.4	60.7	61.3	61.9	61.9	59.5
Top Speed [km/h]	61.2	61.3	61.0	60.9	61.3	62.1	62.8	62.7	60.7
Avg. Dist. to Rail [m]	5.7	3.1	2.6	2.0	2.2	2.0	3.5	5.9	6.5
Avg. Stride Freq. [Hz]	2.2	2.2	2.2	2.2	2.2	2.2	2.3	2.3	2.2
Avg. Stride Length [m]	5.9	7.1	7.1	7.1	7.1	7.2	7.3	7.4	7.1



[] Ranking at each section and finish
 -:-:- No data available at this section
 NA No data available

Horse/Jockey Name	MARCOLT/Rochelle Milnes
Finish Rank	8
Fastest Section Time (Section)	0:11.56 (L1600)
Top Speed [km/h] (Section)	63.1 (Overall)
Race State	Finished



Morphettville SA - Professional

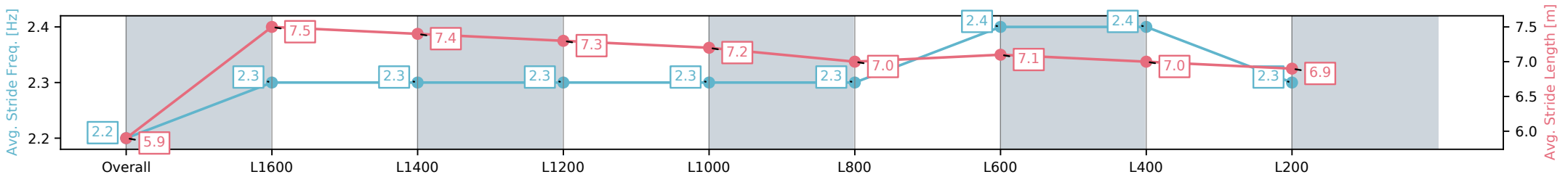
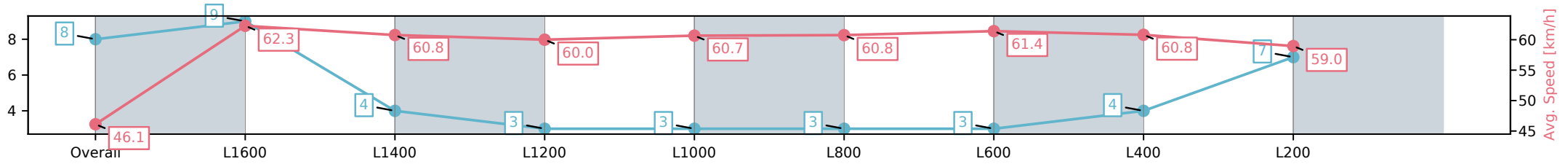
Race 3: Ponting Wines Handicap - 1800m

22 February 2025 - 1:37PM

Track Rating: Good 4, Weather: Fine, Rail Position: +9m 1200m-WP, +5m Remainder



Section	Overall	L1600	L1400	L1200	L1000	L800	L600	L400	L200
Section Times	1:50.80[8] (0:15.61)	1:35.19[9] (0:11.56)	1:23.62[4] (0:11.94)	1:11.68[3] (0:12.01)	0:59.67[3] (0:11.87)	0:47.80[3] (0:11.92)	0:35.88[3] (0:11.79)	0:24.09[4] (0:11.89)	0:12.20[7] (0:12.20)
Average Speed [km/h]	46.1	62.3	60.8	60.0	60.7	60.8	61.4	60.8	59.0
Top Speed [km/h]	62.7	63.1	61.1	60.7	61.4	61.8	62.0	61.5	61.0
Avg. Dist. to Rail [m]	5.1	3.4	1.8	0.9	1.8	1.4	1.3	2.6	1.8
Avg. Stride Freq. [Hz]	2.2	2.3	2.3	2.3	2.3	2.3	2.4	2.4	2.3
Avg. Stride Length [m]	5.9	7.5	7.4	7.3	7.2	7.0	7.1	7.0	6.9



[] Ranking at each section and finish
 -:-:- No data available at this section
 NA No data available

Horse/Jockey Name	WARRANTYTE ROAD/Taylor Johnstone
Finish Rank	9
Fastest Section Time (Section)	0:11.60 (L600)
Top Speed [km/h] (Section)	62.1 (L600)
Race State	Finished



Morphettville SA - Professional

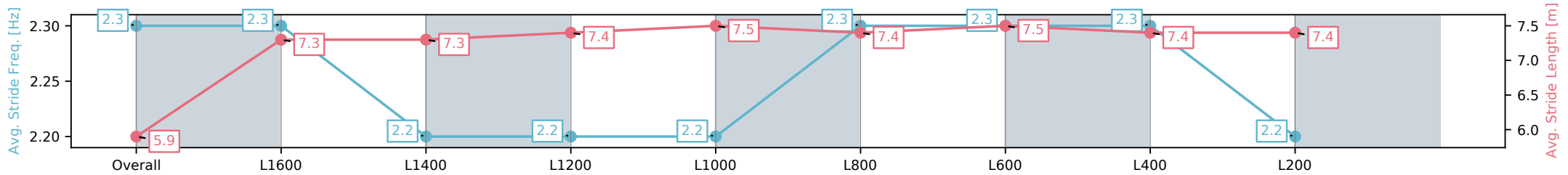
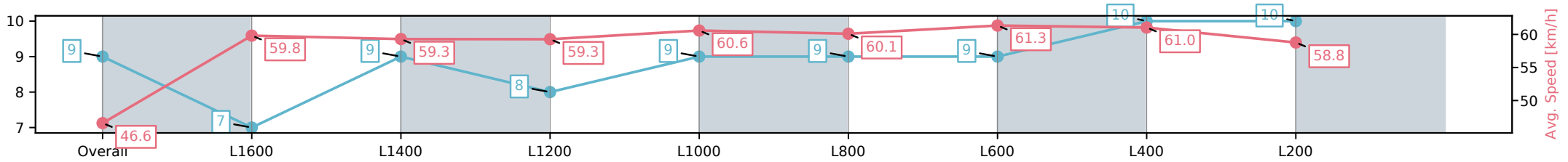
Race 3: Ponting Wines Handicap - 1800m

22 February 2025 - 1:37PM

Track Rating: Good 4, Weather: Fine, Rail Position: +9m 1200m-WP, +5m Remainder



Section	Overall	L1600	L1400	L1200	L1000	L800	L600	L400	L200
Section Times	1:51.04[9] (0:15.48)	1:35.56[7] (0:12.05)	1:23.51[9] (0:12.08)	1:11.43[8] (0:12.00)	0:59.43[9] (0:11.89)	0:47.54[9] (0:11.88)	0:35.66[9] (0:11.60)	0:24.06[10] (0:11.80)	0:12.26[10] (0:12.26)
Average Speed [km/h]	46.6	59.8	59.3	59.3	60.6	60.1	61.3	61.0	58.8
Top Speed [km/h]	60.7	60.3	60.3	60.9	61.1	61.2	62.0	62.1	61.2
Avg. Dist. to Rail [m]	1.2	0.3	1.0	3.1	1.9	1.9	2.1	0.9	0.9
Avg. Stride Freq. [Hz]	2.3	2.3	2.2	2.2	2.2	2.3	2.3	2.3	2.2
Avg. Stride Length [m]	5.9	7.3	7.3	7.4	7.5	7.4	7.5	7.4	7.4



- [] Ranking at each section and finish
- :-:- No data available at this section
- NA No data available

Horse/Jockey Name	DEFICIT/Alana Livesey
Finish Rank	10
Fastest Section Time (Section)	0:11.73 (L600)
Top Speed [km/h] (Section)	61.9 (L800)
Race State	Finished



Morphettville SA - Professional

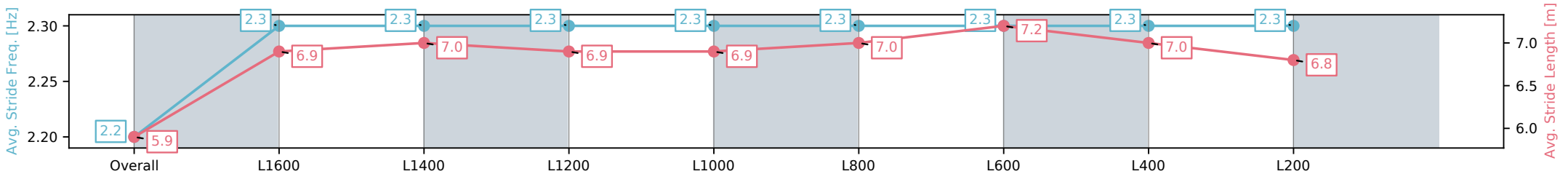
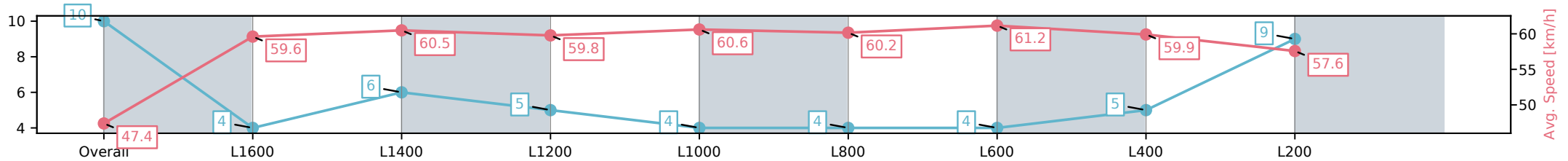
Race 3: Ponting Wines Handicap - 1800m

22 February 2025 - 1:37PM

Track Rating: Good 4, Weather: Fine, Rail Position: +9m 1200m-WP, +5m Remainder



Section	Overall	L1600	L1400	L1200	L1000	L800	L600	L400	L200
Section Times	1:51.22[10] (0:15.20)	1:36.02[4] (0:12.10)	1:23.92[6] (0:11.91)	1:12.01[5] (0:11.97)	1:00.04[4] (0:11.91)	0:48.13[4] (0:11.90)	0:36.23[4] (0:11.73)	0:24.50[5] (0:12.01)	0:12.49[9] (0:12.49)
Average Speed [km/h]	47.4	59.6	60.5	59.8	60.6	60.2	61.2	59.9	57.6
Top Speed [km/h]	60.5	60.3	60.9	60.5	61.3	61.1	61.9	60.6	60.0
Avg. Dist. to Rail [m]	3.3	0.6	0.5	0.8	0.6	1.0	0.8	0.5	0.6
Avg. Stride Freq. [Hz]	2.2	2.3	2.3	2.3	2.3	2.3	2.3	2.3	2.3
Avg. Stride Length [m]	5.9	6.9	7.0	6.9	6.9	7.0	7.2	7.0	6.8



[] Ranking at each section and finish
 -:-:- No data available at this section
 NA No data available