



RACINGSA

Morphettville SA

Race 2: Fleurieu Milk Company Handicap - 1600m

22 February 2025 - 1:03PM

Track Rating: Good 4, Weather: Fine, Rail Position: +9m 1200m-WP, +5m Remainder



Morphettville

Section Field Times		Overall	L1400	L1200	L1000	L800	L600						
		1:37.10 (0:14.49)	1:22.60 (0:11.25)	1:11.36 (0:12.05)	0:59.30 (0:12.56)	0:46.73 (0:12.34)	0:34.39 (0:11.54)						
Position	#	Horse/Jockey	Barrier	Top Speed [km/h]	Fastest Section	First 400m						Distance Travelled From Winner [m]	
1	6	GAWNSKI Zac Spain	6	66.5 600-400	0:11.00 400-200	0:26.56	1:37.10 (0:15.08)	1:22.02 [6] (0:11.49)	1:10.53 [6] (0:12.09)	0:58.44 [6] (0:12.46)	0:45.98 [6] (0:12.33)	0:33.65 [6] (0:11.35)	
2	2	WATADEEL Lachlan Neindorf	1	66.6 1600-1400	0:11.05 400-200	0:26.23	1:37.15 (0:14.76)	1:22.39 [4] (0:11.47)	1:10.92 [4] (0:11.98)	0:58.94 [4] (0:12.51)	0:46.43 [3] (0:12.37)	0:34.06 [3] (0:11.40)	+0
3	1	TYPHOON HARMONY Tianni Chapman	4	67.1 1600-1400	0:11.11 400-200	0:25.87	1:37.25 (0:14.69)	1:22.56 [2] (0:11.18)	1:11.38 [2] (0:12.13)	0:59.25 [2] (0:12.56)	0:46.68 [2] (0:12.34)	0:34.34 [2] (0:11.37)	+4
4	5	TIPSY VIXEN Taylor Johnstone	3	66.4 600-400	0:11.08 400-200	0:26.25	1:37.55 (0:14.78)	1:22.77 [5] (0:11.47)	1:11.30 [5] (0:12.22)	0:59.08 [5] (0:12.52)	0:46.56 [5] (0:12.37)	0:34.19 [5] (0:11.43)	+8
5	4	JUST LIKE LISA Margaret Collett	2	68.0 1600-1400	0:11.20 400-200	0:26.06	1:37.61 (0:14.75)	1:22.86 [3] (0:11.31)	1:11.55 [3] (0:12.08)	0:59.47 [3] (0:12.60)	0:46.87 [4] (0:12.37)	0:34.50 [4] (0:11.40)	+1
6	3	DIVINE FIRE Alana Livesey	5	67.5 1600-1400	0:11.25 1400-1200	0:25.74	1:37.64 (0:14.49)	1:23.15 [1] (0:11.25)	1:11.90 [1] (0:12.05)	0:59.85 [1] (0:12.56)	0:47.28 [1] (0:12.35)	0:34.93 [1] (0:11.54)	-1

- [] Position in running at each section and finish
- #: Saddle cloth number
- :--:-- No data available at this section
- DNF Did not finish
- NA No data available
- DNT Did not track
- █ Background shading for fastest section



RACINGSA

Morphettville SA

Race 2: Fleurieu Milk Company Handicap - 1600m

22 February 2025 - 1:03PM



Morphettville

Track Rating: Good 4, Weather: Fine, Rail Position: +9m 1200m-WP, +5m Remainder

Section

Field Times

L400

0:22.85

(0:11.14)

L200

0:11.71

(0:11.71)

Position	#	Horse/Jockey	Barrier	Top Speed [km/h]	Fastest Section	First 400m	L400	L200	Margin	Distance Travelled From Winner [m]
1	6	GAWSKI Zac Spain	6	66.5 600-400	0:11.00 400-200	0:26.56	0:22.30 [6] (0:11.00)	0:11.30 [5] (0:11.30)	1:37.10	
2	2	WATADEEL Lachlan Neindorf	1	66.6 1600-1400	0:11.05 400-200	0:26.23	0:22.66 [3] (0:11.05)	0:11.61 [3] (0:11.61)	0.3L	+0
3	1	TYPHOON HARMONY Tianni Chapman	4	67.1 1600-1400	0:11.11 400-200	0:25.87	0:22.97 [2] (0:11.11)	0:11.86 [1] (0:11.86)	0.98L	+4
4	5	TIPSY VIXEN Taylor Johnstone	3	66.4 600-400	0:11.08 400-200	0:26.25	0:22.76 [5] (0:11.08)	0:11.68 [6] (0:11.68)	2.83L	+8
5	4	JUST LIKE LISA Margaret Collett	2	68.0 1600-1400	0:11.20 400-200	0:26.06	0:23.10 [4] (0:11.20)	0:11.90 [4] (0:11.90)	3.19L	+1
6	3	DIVINE FIRE Alana Livesey	5	67.5 1600-1400	0:11.25 1400-1200	0:25.74	0:23.39 [1] (0:11.26)	0:12.13 [2] (0:12.13)	3.36L	-1

- [] Position in running at each section and finish
- #: Saddle cloth number
- :--- No data available at this section
- DNF Did not finish
- NA No data available
- DNT Did not track
- █ Background shading for fastest section

Horse/Jockey Name	GAWNSKI/Zac Spain
Finish Rank	1
Fastest Section Time (Section)	0:11.00 (L400)
Top Speed [km/h] (Section)	66.5 (L600)
Race State	Finished



Morphettville SA - Professional

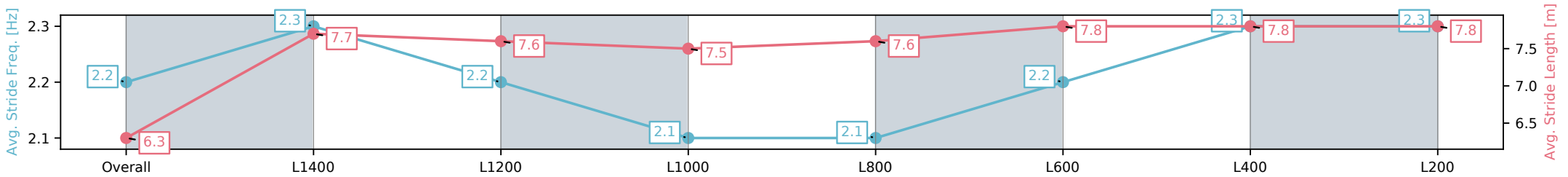
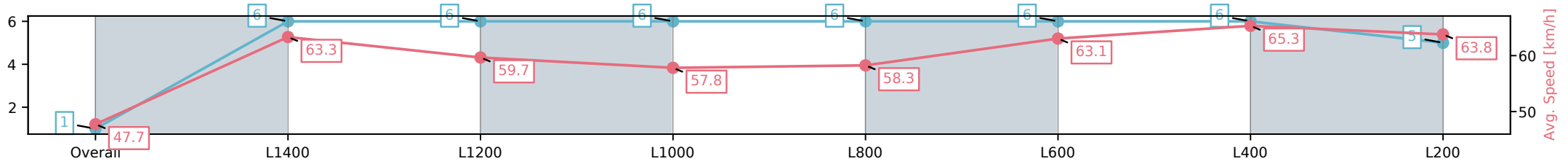
Race 2: Fleurieu Milk Company Handicap - 1600m

22 February 2025 - 1:03PM

Track Rating: Good 4, Weather: Fine, Rail Position: +9m 1200m-WP, +5m Remainder



Section	Overall	L1400	L1200	L1000	L800	L600	L400	L200
Section Times	1:37.10[1] (0:15.08)	1:22.02[6] (0:11.49)	1:10.53[6] (0:12.09)	0:58.44[6] (0:12.46)	0:45.98[6] (0:12.33)	0:33.65[6] (0:11.35)	0:22.30[6] (0:11.00)	0:11.30[5] (0:11.30)
Average Speed [km/h]	47.7	63.3	59.7	57.8	58.3	63.1	65.3	63.8
Top Speed [km/h]	65.9	66.0	62.2	58.6	62.0	64.4	66.5	65.5
Avg. Dist. to Rail [m]	5.2	2.2	0.6	0.1	0.5	1.2	0.5	0.9
Avg. Stride Freq. [Hz]	2.2	2.3	2.2	2.1	2.1	2.2	2.3	2.3
Avg. Stride Length [m]	6.3	7.7	7.6	7.5	7.6	7.8	7.8	7.8



- [] Ranking at each section and finish
- :-:- No data available at this section
- NA No data available

Horse/Jockey Name	WATADEEL/Lachlan Neindorf
Finish Rank	2
Fastest Section Time (Section)	0:11.05 (L400)
Top Speed [km/h] (Section)	66.6 (Overall)
Race State	Finished



Morphettville SA - Professional

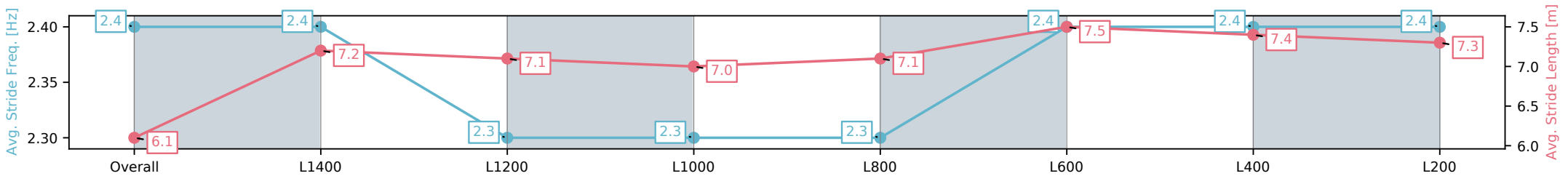
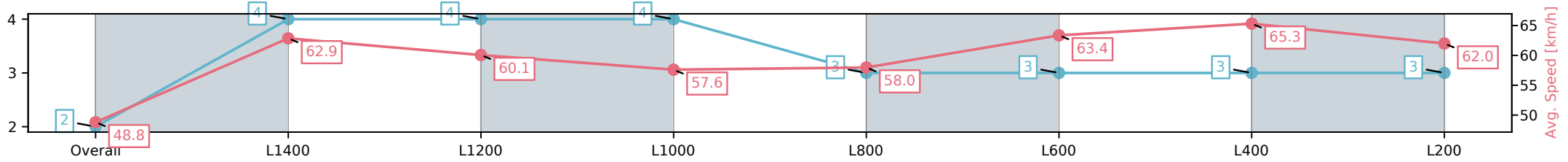
Race 2: Fleurieu Milk Company Handicap - 1600m

22 February 2025 - 1:03PM

Track Rating: Good 4, Weather: Fine, Rail Position: +9m 1200m-WP, +5m Remainder



Section	Overall	L1400	L1200	L1000	L800	L600	L400	L200
Section Times	1:37.15[2] (0:14.76)	1:22.39[4] (0:11.47)	1:10.92[4] (0:11.98)	0:58.94[4] (0:12.51)	0:46.43[3] (0:12.37)	0:34.06[3] (0:11.40)	0:22.66[3] (0:11.05)	0:11.61[3] (0:11.61)
Average Speed [km/h]	48.8	62.9	60.1	57.6	58.0	63.4	65.3	62.0
Top Speed [km/h]	66.6	65.9	63.2	58.1	61.7	64.5	66.5	64.3
Avg. Dist. to Rail [m]	2.3	0.6	0.3	0.2	0.5	0.4	2.9	2.6
Avg. Stride Freq. [Hz]	2.4	2.4	2.3	2.3	2.3	2.4	2.4	2.4
Avg. Stride Length [m]	6.1	7.2	7.1	7.0	7.1	7.5	7.4	7.3



[] Ranking at each section and finish
 -:-:- No data available at this section
 NA No data available

Horse/Jockey Name	TYPHOON HARMONY/Tianni Chapman
Finish Rank	3
Fastest Section Time (Section)	0:11.11 (L400)
Top Speed [km/h] (Section)	67.1 (Overall)
Race State	Finished



Morphettville SA - Professional

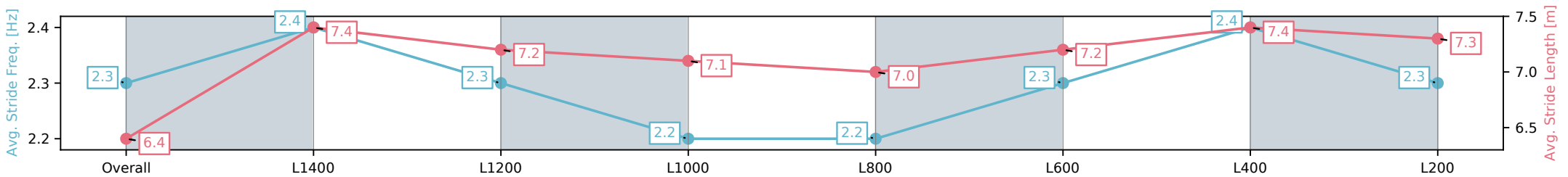
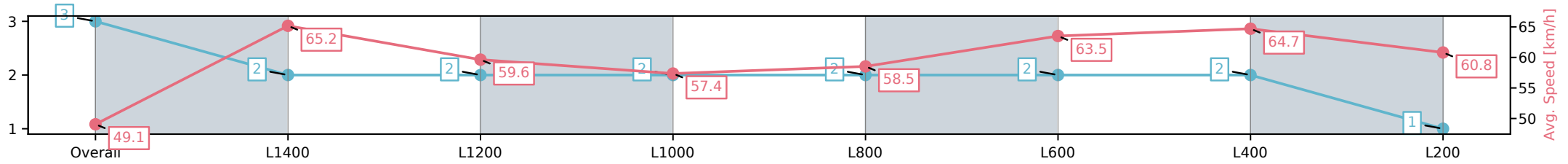
Race 2: Fleurieu Milk Company Handicap - 1600m

22 February 2025 - 1:03PM

Track Rating: Good 4, Weather: Fine, Rail Position: +9m 1200m-WP, +5m Remainder



Section	Overall	L1400	L1200	L1000	L800	L600	L400	L200
Section Times	1:37.25[3] (0:14.69)	1:22.56[2] (0:11.18)	1:11.38[2] (0:12.13)	0:59.25[2] (0:12.56)	0:46.68[2] (0:12.34)	0:34.34[2] (0:11.37)	0:22.97[2] (0:11.11)	0:11.86[1] (0:11.86)
Average Speed [km/h]	49.1	65.2	59.6	57.4	58.5	63.5	64.7	60.8
Top Speed [km/h]	66.0	67.1	62.2	58.1	61.1	65.2	65.6	63.5
Avg. Dist. to Rail [m]	6.1	3.2	1.1	1.2	0.9	0.5	1.2	1.3
Avg. Stride Freq. [Hz]	2.3	2.4	2.3	2.2	2.2	2.3	2.4	2.3
Avg. Stride Length [m]	6.4	7.4	7.2	7.1	7.0	7.2	7.4	7.3



Avg. Stride Freq. [Hz]

Avg. Speed [km/h]

Avg. Stride Length [m]

- [] Ranking at each section and finish
- :-:- No data available at this section
- NA No data available

Horse/Jockey Name	TIPSY VIXEN/Taylor Johnstone
Finish Rank	4
Fastest Section Time (Section)	0:11.08 (L400)
Top Speed [km/h] (Section)	66.4 (L600)
Race State	Finished



Morphettville SA - Professional

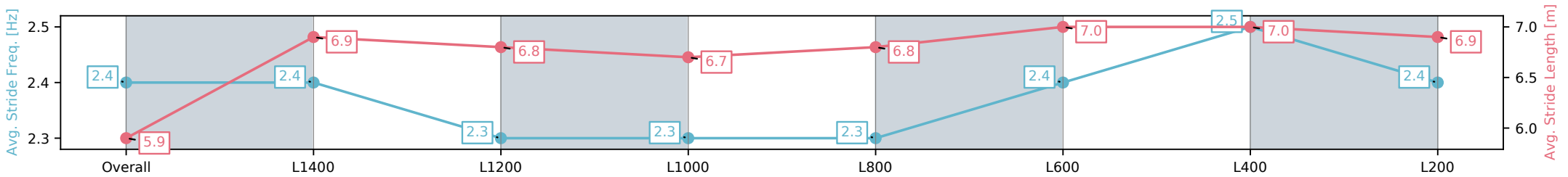
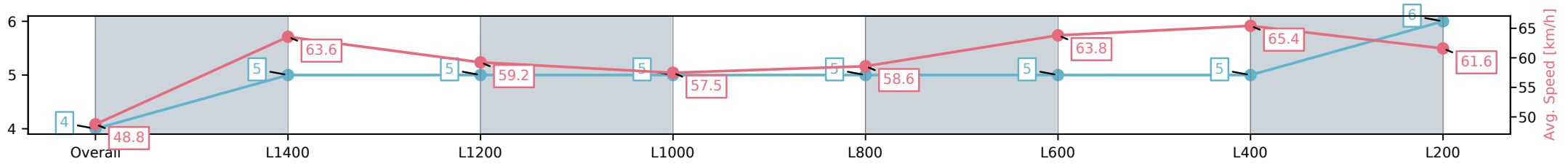
Race 2: Fleurieu Milk Company Handicap - 1600m

22 February 2025 - 1:03PM

Track Rating: Good 4, Weather: Fine, Rail Position: +9m 1200m-WP, +5m Remainder



Section	Overall	L1400	L1200	L1000	L800	L600	L400	L200
Section Times	1:37.55[4] (0:14.78)	1:22.77[5] (0:11.47)	1:11.30[5] (0:12.22)	0:59.08[5] (0:12.52)	0:46.56[5] (0:12.37)	0:34.19[5] (0:11.43)	0:22.76[5] (0:11.08)	0:11.68[6] (0:11.68)
Average Speed [km/h]	48.8	63.6	59.2	57.5	58.6	63.8	65.4	61.6
Top Speed [km/h]	65.4	65.3	60.5	59.0	62.3	64.9	66.4	65.0
Avg. Dist. to Rail [m]	4.4	2.4	2.2	2.4	1.6	2.6	6.0	6.3
Avg. Stride Freq. [Hz]	2.4	2.4	2.3	2.3	2.3	2.4	2.5	2.4
Avg. Stride Length [m]	5.9	6.9	6.8	6.7	6.8	7.0	7.0	6.9



[] Ranking at each section and finish
 -:-:- No data available at this section
 NA No data available

Horse/Jockey Name	JUST LIKE LISA/Margaret Collett
Finish Rank	5
Fastest Section Time (Section)	0:11.20 (L400)
Top Speed [km/h] (Section)	68.0 (Overall)
Race State	Finished



Morphettville SA - Professional

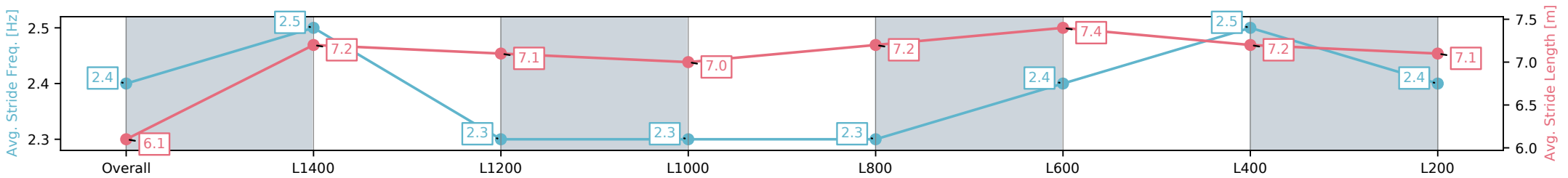
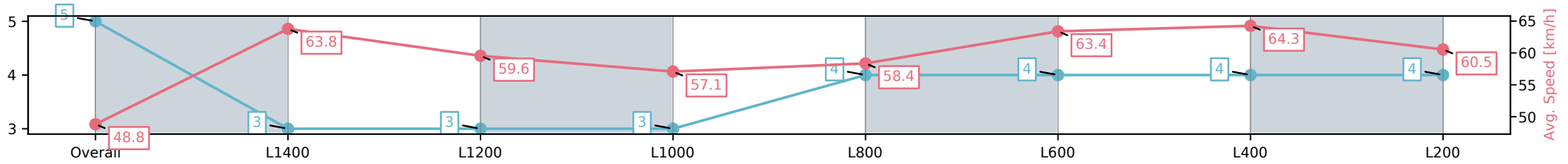
Race 2: Fleurieu Milk Company Handicap - 1600m

22 February 2025 - 1:03PM

Track Rating: Good 4, Weather: Fine, Rail Position: +9m 1200m-WP, +5m Remainder



Section	Overall	L1400	L1200	L1000	L800	L600	L400	L200
Section Times	1:37.61[5] (0:14.75)	1:22.86[3] (0:11.31)	1:11.55[3] (0:12.08)	0:59.47[3] (0:12.60)	0:46.87[4] (0:12.37)	0:34.50[4] (0:11.40)	0:23.10[4] (0:11.20)	0:11.90[4] (0:11.90)
Average Speed [km/h]	48.8	63.8	59.6	57.1	58.4	63.4	64.3	60.5
Top Speed [km/h]	68.0	67.9	61.4	58.6	62.0	64.7	65.9	63.6
Avg. Dist. to Rail [m]	2.5	0.8	0.2	0.5	0.4	0.6	2.1	1.6
Avg. Stride Freq. [Hz]	2.4	2.5	2.3	2.3	2.3	2.4	2.5	2.4
Avg. Stride Length [m]	6.1	7.2	7.1	7.0	7.2	7.4	7.2	7.1



- [] Ranking at each section and finish
- :-:- No data available at this section
- NA No data available

Horse/Jockey Name	DIVINE FIRE/Alana Livesey
Finish Rank	6
Fastest Section Time (Section)	0:11.25 (L1400)
Top Speed [km/h] (Section)	67.5 (Overall)
Race State	Finished



Morphettville SA - Professional

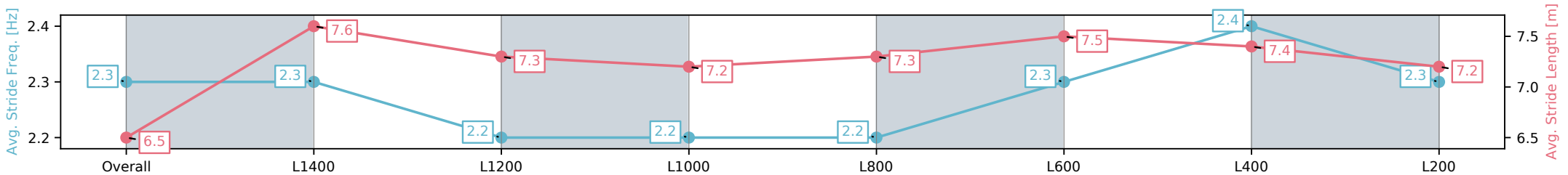
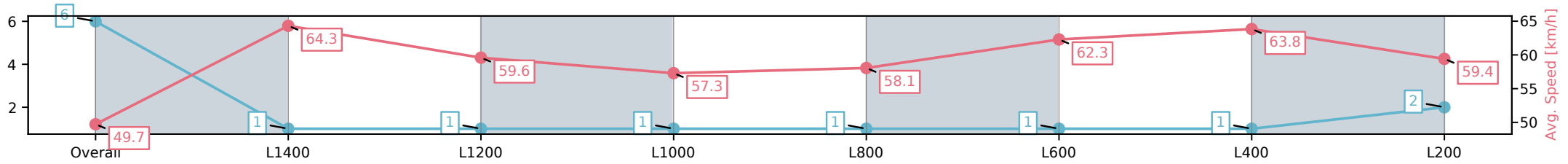
Race 2: Fleurieu Milk Company Handicap - 1600m

22 February 2025 - 1:03PM

Track Rating: Good 4, Weather: Fine, Rail Position: +9m 1200m-WP, +5m Remainder



Section	Overall	L1400	L1200	L1000	L800	L600	L400	L200
Section Times	1:37.64[6] (0:14.49)	1:23.15[1] (0:11.25)	1:11.90[1] (0:12.05)	0:59.85[1] (0:12.56)	0:47.28[1] (0:12.35)	0:34.93[1] (0:11.54)	0:23.39[1] (0:11.26)	0:12.13[2] (0:12.13)
Average Speed [km/h]	49.7	64.3	59.6	57.3	58.1	62.3	63.8	59.4
Top Speed [km/h]	67.5	67.4	61.7	58.0	60.3	64.2	65.5	62.1
Avg. Dist. to Rail [m]	7.0	1.4	0.6	0.6	1.0	0.4	0.6	0.9
Avg. Stride Freq. [Hz]	2.3	2.3	2.2	2.2	2.2	2.3	2.4	2.3
Avg. Stride Length [m]	6.5	7.6	7.3	7.2	7.3	7.5	7.4	7.2



[] Ranking at each section and finish
 -:-:- No data available at this section
 NA No data available