



RACINGSA

Morphettville Parks SA
Race 8: Hahn Handicap - 1000m
15 February 2025 - 4:39PM



Morphettville

Track Rating: Good 4, Weather: Overcast, Rail Position: +3m 1000m-W/Post, True
Remainder

Table with 5 columns: Section, Field Times, Overall, L800, L600, L400, L200. Values include 0:57.86, 0:44.02, 0:33.68, 0:23.06, 0:11.87.

Main race results table with columns: Position, #, Horse/Jockey, Barrier, Top Speed [km/h], Fastest Section, First 400m, Overall, L800, L600, L400, L200, Margin, Distance Travelled From Winner [m].

Scratched: El Pibe De Oro (#2), Beurre Rouge (#9)

- Legend for symbols: [] Position in running at each section and finish, # Saddle cloth number, -:-:- No data available at this section, DNF Did not finish, NA No data available, DNT Did not track, [shaded box] Background shading for fastest section

Horse/Jockey Name	FUN FOREVER/Jason Holder
Finish Rank	1
Fastest Section Time (Section)	0:10.41 (L800)
Top Speed [km/h] (Section)	70.8 (Overall)
Race State	Finished



Morphettville Parks SA - Professional

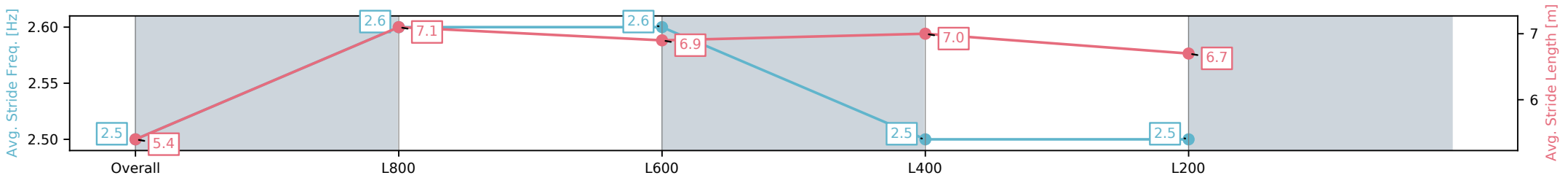
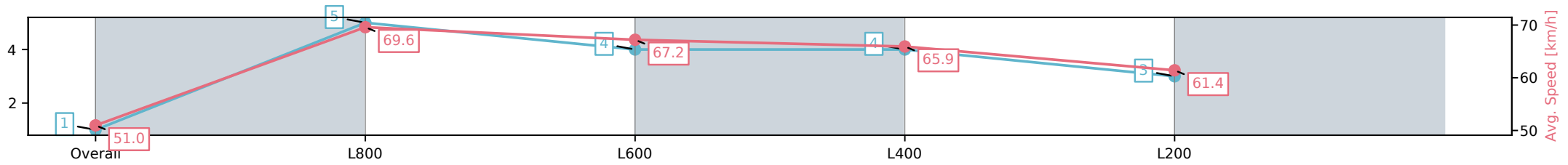
Race 8: Hahn Handicap - 1000m

15 February 2025 - 4:39PM

Track Rating: Good 4, Weather: Overcast, Rail Position: +3m
1000m-W/Post, True Remainder



Section	Overall	L800	L600	L400	L200
Section Times	0:57.86[1] (0:14.12)	0:43.74[5] (0:10.41)	0:33.33[4] (0:10.80)	0:22.53[4] (0:10.95)	0:11.58[3] (0:11.57)
Average Speed [km/h]	51.0	69.6	67.2	65.9	61.4
Top Speed [km/h]	69.0	70.8	69.1	66.8	65.1
Avg. Dist. to Rail [m]	5.6	2.5	1.5	2.0	6.9
Avg. Stride Freq. [Hz]	2.5	2.6	2.6	2.5	2.5
Avg. Stride Length [m]	5.4	7.1	6.9	7.0	6.7



- [] Ranking at each section and finish
- :-:- No data available at this section
- NA No data available

Horse/Jockey Name	TOOKAY PETE/Manoel Nunes
Finish Rank	2
Fastest Section Time (Section)	0:10.37 (L800)
Top Speed [km/h] (Section)	71.3 (Overall)
Race State	Finished



Morphettville Parks SA - Professional

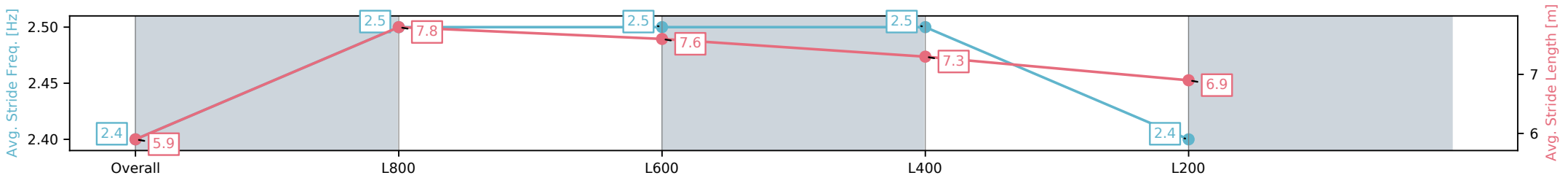
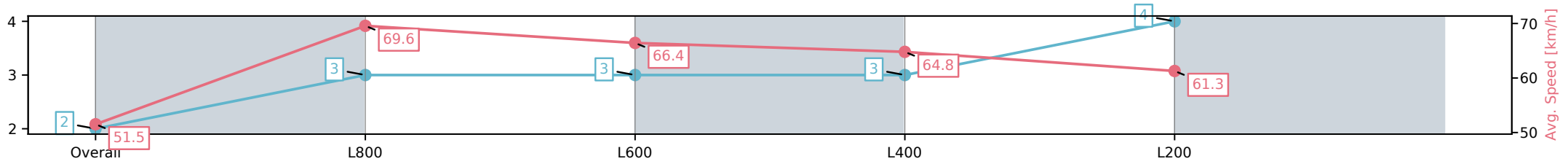
Race 8: Hahn Handicap - 1000m

15 February 2025 - 4:39PM

Track Rating: Good 4, Weather: Overcast, Rail Position: +3m
1000m-W/Post, True Remainder



Section	Overall	L800	L600	L400	L200
Section Times	0:57.90[2] (0:13.98)	0:43.92[3] (0:10.37)	0:33.55[3] (0:10.82)	0:22.73[3] (0:11.12)	0:11.61[4] (0:11.61)
Average Speed [km/h]	51.5	69.6	66.4	64.8	61.3
Top Speed [km/h]	70.2	71.3	69.5	66.5	64.7
Avg. Dist. to Rail [m]	8.4	1.6	0.4	2.1	4.5
Avg. Stride Freq. [Hz]	2.4	2.5	2.5	2.5	2.4
Avg. Stride Length [m]	5.9	7.8	7.6	7.3	6.9



- [] Ranking at each section and finish
- :-:- No data available at this section
- NA No data available

Horse/Jockey Name	SHE'S XTRAVAGANT/Ben Price
Finish Rank	3
Fastest Section Time (Section)	0:10.34 (L800)
Top Speed [km/h] (Section)	71.4 (Overall)
Race State	Finished



Morphettville Parks SA - Professional

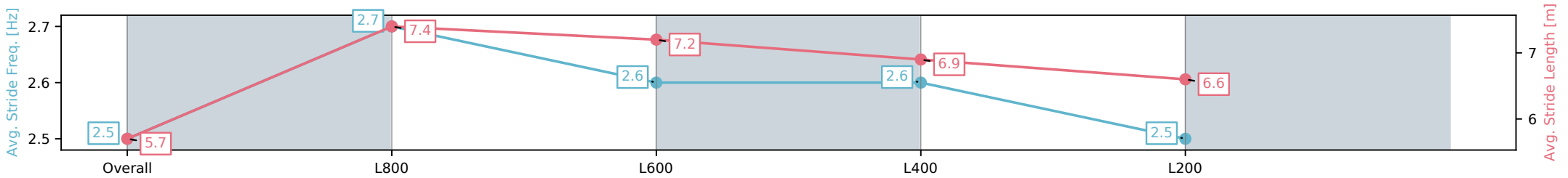
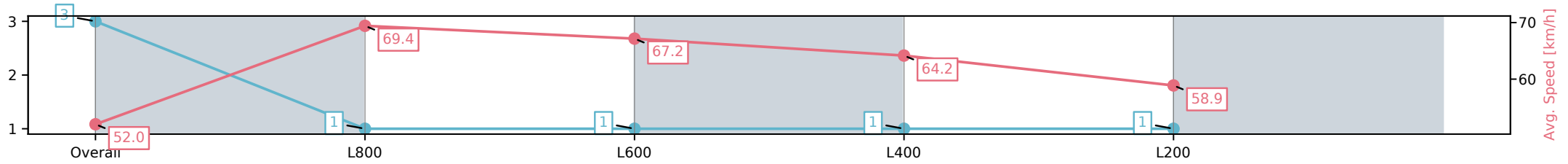
Race 8: Hahn Handicap - 1000m

15 February 2025 - 4:39PM

Track Rating: Good 4, Weather: Overcast, Rail Position: +3m
1000m-W/Post, True Remainder



Section	Overall	L800	L600	L400	L200
Section Times	0:58.09[3] (0:13.84)	0:44.25[1] (0:10.34)	0:33.91[1] (0:10.61)	0:23.30[1] (0:11.20)	0:12.10[1] (0:12.10)
Average Speed [km/h]	52.0	69.4	67.2	64.2	58.9
Top Speed [km/h]	69.9	71.4	69.6	66.1	61.8
Avg. Dist. to Rail [m]	3.6	0.5	1.6	0.5	0.2
Avg. Stride Freq. [Hz]	2.5	2.7	2.6	2.6	2.5
Avg. Stride Length [m]	5.7	7.4	7.2	6.9	6.6



- [] Ranking at each section and finish
- :-:- No data available at this section
- NA No data available

Horse/Jockey Name	FOSTER STREET/Felicity Atkinson
Finish Rank	4
Fastest Section Time (Section)	0:10.50 (L800)
Top Speed [km/h] (Section)	70.9 (Overall)
Race State	Finished



Morphettville Parks SA - Professional

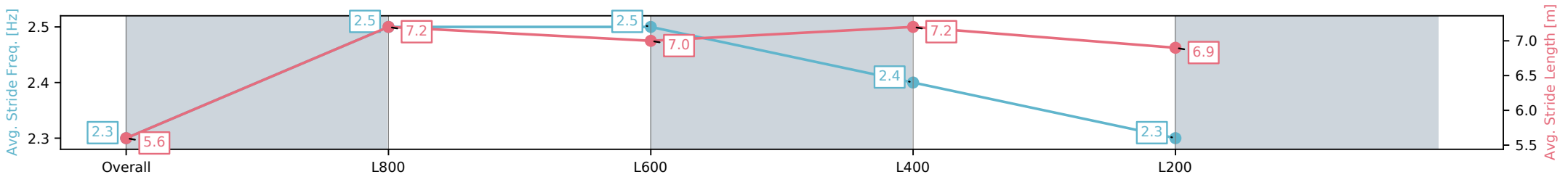
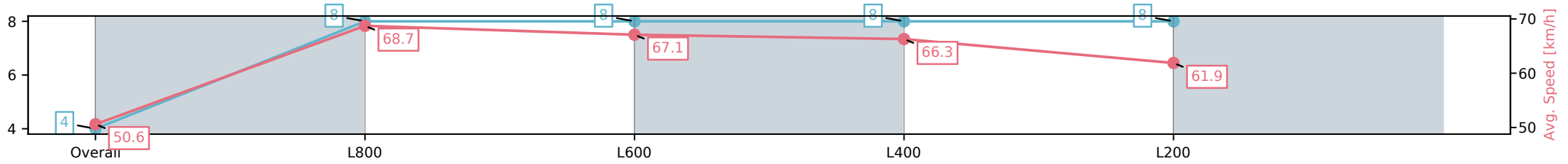
Race 8: Hahn Handicap - 1000m

15 February 2025 - 4:39PM

Track Rating: Good 4, Weather: Overcast, Rail Position: +3m
1000m-W/Post, True Remainder



Section	Overall	L800	L600	L400	L200
Section Times	0:58.11[4] (0:14.31)	0:43.80[8] (0:10.50)	0:33.30[8] (0:10.87)	0:22.43[8] (0:10.93)	0:11.50[8] (0:11.50)
Average Speed [km/h]	50.6	68.7	67.1	66.3	61.9
Top Speed [km/h]	68.0	70.9	69.4	67.3	65.1
Avg. Dist. to Rail [m]	9.2	2.6	2.3	3.4	5.3
Avg. Stride Freq. [Hz]	2.3	2.5	2.5	2.4	2.3
Avg. Stride Length [m]	5.6	7.2	7.0	7.2	6.9



- [] Ranking at each section and finish
- :-:- No data available at this section
- NA No data available

Horse/Jockey Name	CHAMPAGNE EFFORT/Kayla Crowther
Finish Rank	5
Fastest Section Time (Section)	0:10.54 (L800)
Top Speed [km/h] (Section)	70.1 (Overall)
Race State	Finished



Morphettville Parks SA - Professional

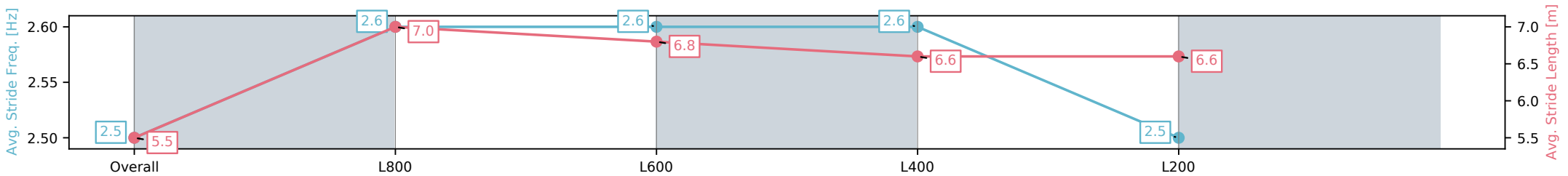
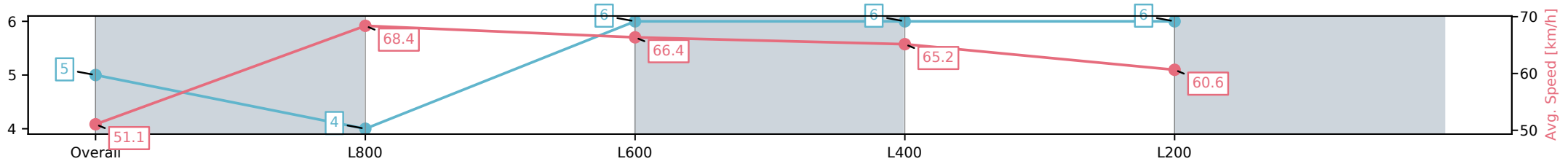
Race 8: Hahn Handicap - 1000m

15 February 2025 - 4:39PM

Track Rating: Good 4, Weather: Overcast, Rail Position: +3m
1000m-W/Post, True Remainder



Section	Overall	L800	L600	L400	L200
Section Times	0:58.14[5] (0:14.10)	0:44.04[4] (0:10.54)	0:33.50[6] (0:10.74)	0:22.76[6] (0:11.01)	0:11.75[6] (0:11.75)
Average Speed [km/h]	51.1	68.4	66.4	65.2	60.6
Top Speed [km/h]	69.7	70.1	68.7	66.5	64.1
Avg. Dist. to Rail [m]	6.9	1.5	1.5	0.8	0.9
Avg. Stride Freq. [Hz]	2.5	2.6	2.6	2.6	2.5
Avg. Stride Length [m]	5.5	7.0	6.8	6.6	6.6



- [] Ranking at each section and finish
- :-:- No data available at this section
- NA No data available

Horse/Jockey Name	LADY CEDERBERG/Rochelle Milnes
Finish Rank	6
Fastest Section Time (Section)	0:10.38 (L800)
Top Speed [km/h] (Section)	71.3 (Overall)
Race State	Finished



Morphettville Parks SA - Professional

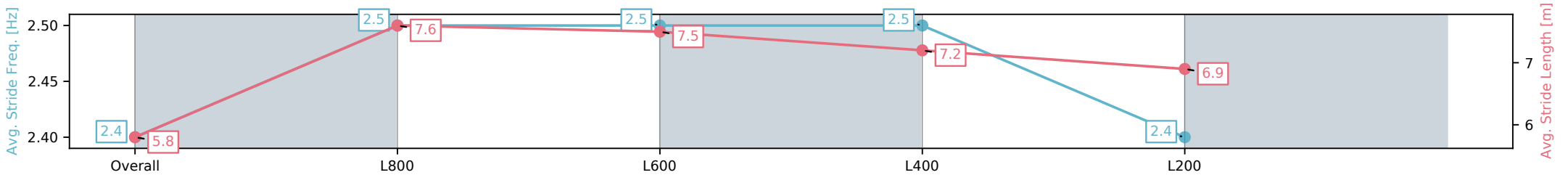
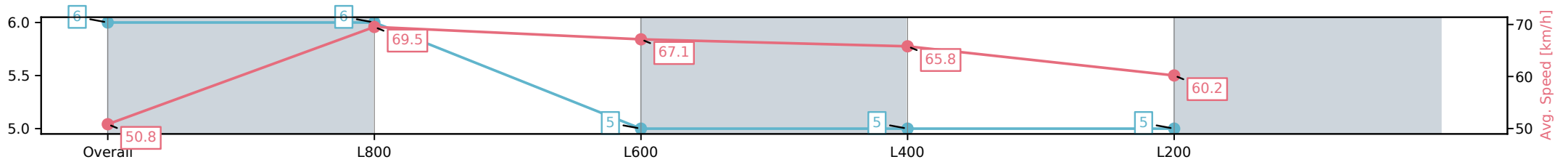
Race 8: Hahn Handicap - 1000m

15 February 2025 - 4:39PM

Track Rating: Good 4, Weather: Overcast, Rail Position: +3m
1000m-W/Post, True Remainder



Section	Overall	L800	L600	L400	L200
Section Times	0:58.16[6] (0:14.16)	0:44.00[6] (0:10.38)	0:33.62[5] (0:10.82)	0:22.80[5] (0:10.98)	0:11.82[5] (0:11.82)
Average Speed [km/h]	50.8	69.5	67.1	65.8	60.2
Top Speed [km/h]	69.7	71.3	69.4	68.0	64.0
Avg. Dist. to Rail [m]	6.8	1.9	1.2	4.2	7.7
Avg. Stride Freq. [Hz]	2.4	2.5	2.5	2.5	2.4
Avg. Stride Length [m]	5.8	7.6	7.5	7.2	6.9



- [] Ranking at each section and finish
- :-:- No data available at this section
- NA No data available

Horse/Jockey Name	SIX STARS/Jake Toeroek
Finish Rank	7
Fastest Section Time (Section)	0:10.42 (L800)
Top Speed [km/h] (Section)	71.3 (Overall)
Race State	Finished



Morphettville Parks SA - Professional

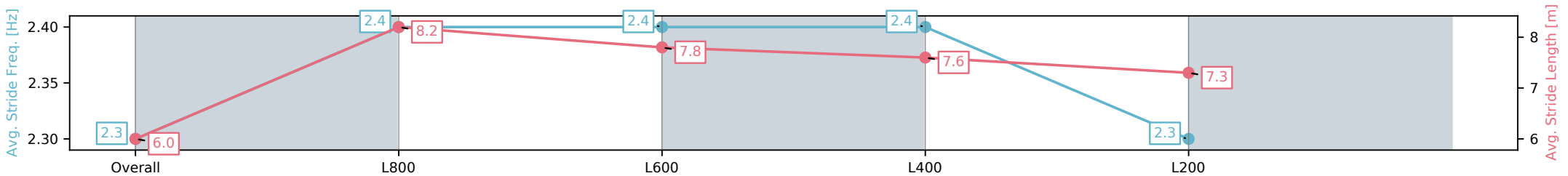
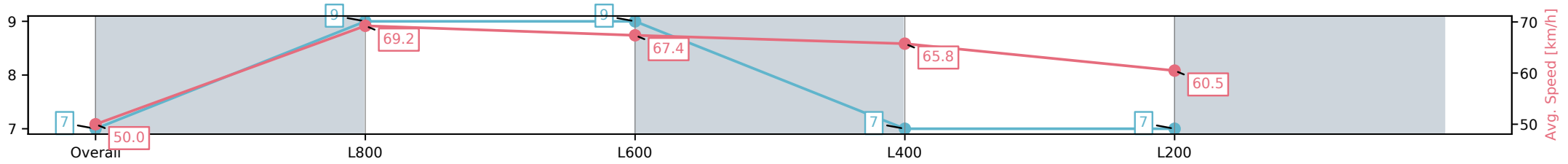
Race 8: Hahn Handicap - 1000m

15 February 2025 - 4:39PM

Track Rating: Good 4, Weather: Overcast, Rail Position: +3m
1000m-W/Post, True Remainder



Section	Overall	L800	L600	L400	L200
Section Times	0:58.31[7] (0:14.40)	0:43.91[9] (0:10.42)	0:33.49[9] (0:10.73)	0:22.76[7] (0:10.98)	0:11.78[7] (0:11.78)
Average Speed [km/h]	50.0	69.2	67.4	65.8	60.5
Top Speed [km/h]	68.8	71.3	69.8	68.1	63.3
Avg. Dist. to Rail [m]	6.3	1.2	0.9	4.3	8.6
Avg. Stride Freq. [Hz]	2.3	2.4	2.4	2.4	2.3
Avg. Stride Length [m]	6.0	8.2	7.8	7.6	7.3



- [] Ranking at each section and finish
- :-:- No data available at this section
- NA No data available

Horse/Jockey Name	OAKLAND RAIDER/Taylor Johnstone
Finish Rank	8
Fastest Section Time (Section)	0:10.30 (L800)
Top Speed [km/h] (Section)	72.0 (Overall)
Race State	Finished



Morphettville Parks SA - Professional

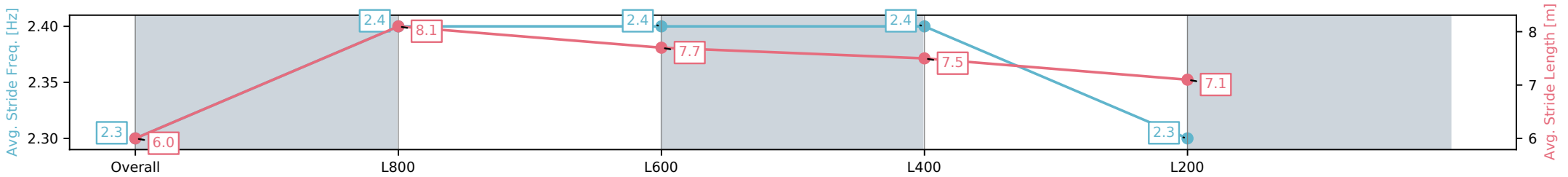
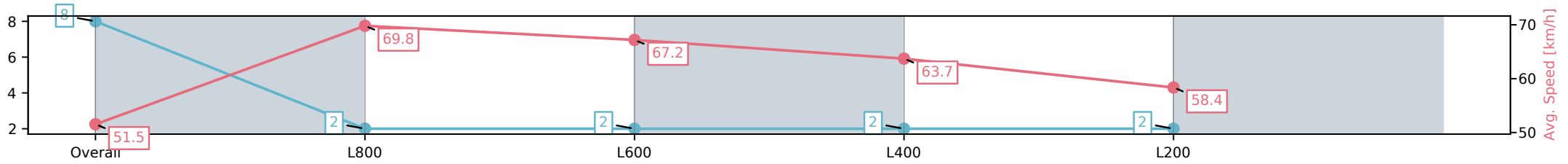
Race 8: Hahn Handicap - 1000m

15 February 2025 - 4:39PM

Track Rating: Good 4, Weather: Overcast, Rail Position: +3m
1000m-W/Post, True Remainder



Section	Overall	L800	L600	L400	L200
Section Times	0:58.37[8] (0:13.98)	0:44.39[2] (0:10.30)	0:34.09[2] (0:10.59)	0:23.50[2] (0:11.28)	0:12.21[2] (0:12.21)
Average Speed [km/h]	51.5	69.8	67.2	63.7	58.4
Top Speed [km/h]	71.9	72.0	69.8	66.7	61.6
Avg. Dist. to Rail [m]	4.0	0.5	1.6	0.8	2.8
Avg. Stride Freq. [Hz]	2.3	2.4	2.4	2.4	2.3
Avg. Stride Length [m]	6.0	8.1	7.7	7.5	7.1



- [] Ranking at each section and finish
- :-:- No data available at this section
- NA No data available

Horse/Jockey Name	THEY CALL ME ALVIN/Margaret Collett
Finish Rank	9
Fastest Section Time (Section)	0:10.56 (L800)
Top Speed [km/h] (Section)	72.0 (Overall)
Race State	Finished



Morphettville Parks SA - Professional

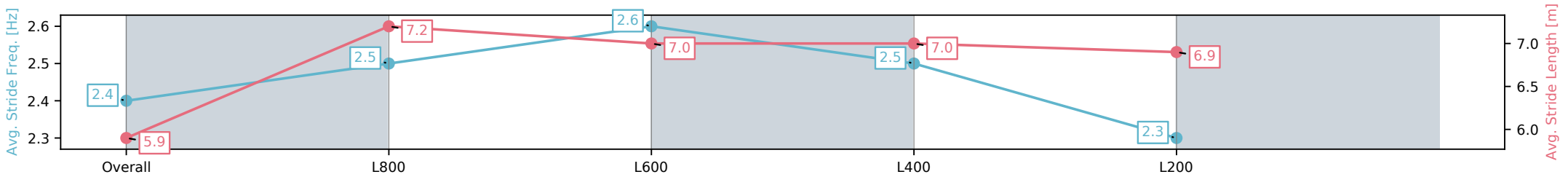
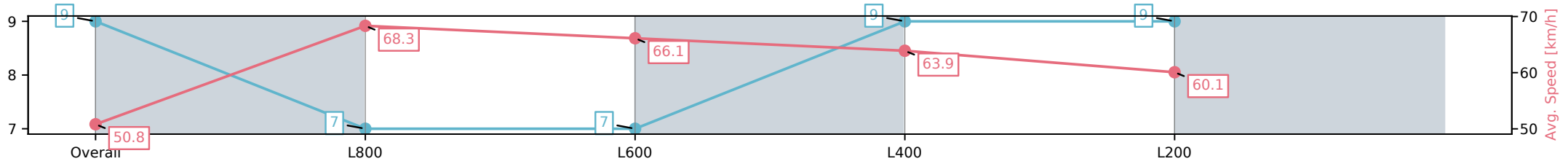
Race 8: Hahn Handicap - 1000m

15 February 2025 - 4:39PM

Track Rating: Good 4, Weather: Overcast, Rail Position: +3m
1000m-W/Post, True Remainder



Section	Overall	L800	L600	L400	L200
Section Times	0:58.81[9] (0:14.17)	0:44.64[7] (0:10.56)	0:34.08[7] (0:10.95)	0:23.13[9] (0:11.26)	0:11.87[9] (0:11.87)
Average Speed [km/h]	50.8	68.3	66.1	63.9	60.1
Top Speed [km/h]	72.0	72.0	67.7	65.4	62.2
Avg. Dist. to Rail [m]	2.5	0.8	0.9	1.3	2.9
Avg. Stride Freq. [Hz]	2.4	2.5	2.6	2.5	2.3
Avg. Stride Length [m]	5.9	7.2	7.0	7.0	6.9



- [] Ranking at each section and finish
- :-:- No data available at this section
- NA No data available