



RACINGSA

Morphettville Parks SA

Race 7: Sportsbet Handicap - 1250m

15 February 2025 - 4:00PM



Morphettville

Track Rating: Good 4, Weather: Overcast, Rail Position: +3m 1000m-W/Post, True
Remainder

Section								Overall	L1000	L800	L600	L400	L200		
Field Times								1:13.32 (0:17.04)	0:56.28 (0:11.42)	0:44.86 (0:10.94)	0:33.92 (0:10.81)	0:23.12 (0:11.15)	0:11.97 (0:11.97)		
Position	#	Horse/Jockey	Barrier	Top Speed [km/h]	Fastest Section	First 400m							Margin	Distance Travelled From Winner [m]	
1	4	A SAMURAI MIND Jacob Opperman	2	68.4 1000-800	0:10.84 600-400	0:25.65	1:13.32 (0:17.09)	0:56.23 [2] (0:11.43)	0:44.80 [2] (0:10.87)	0:33.93 [1] (0:10.84)	0:23.09 [2] (0:11.16)	0:11.93 [2] (0:11.93)	1:13.32		
2	3	LET'S GET DOWN Kayla Crowther	6	68.3 1000-800	0:10.77 600-400	0:25.60	1:13.35 (0:17.03)	0:56.32 [1] (0:11.43)	0:44.89 [1] (0:10.97)	0:33.92 [2] (0:10.77)	0:23.15 [1] (0:11.15)	0:12.00 [1] (0:12.00)	0.2L	+3	
3	2	EPISODIC Rochelle Milnes	7	67.2 1000-800	0:10.97 600-400	0:25.83	1:13.42 (0:17.30)	0:56.12 [4] (0:11.39)	0:44.73 [3] (0:11.06)	0:33.67 [3] (0:10.97)	0:22.70 [3] (0:11.11)	0:11.59 [3] (0:11.59)	0.69L	+3	
4	7	STARLITE VALLEY Caitlin Jones	4	68.5 1000-800	0:10.80 600-400	0:26.12	1:13.57 (0:17.47)	0:56.10 [6] (0:11.52)	0:44.58 [6] (0:11.17)	0:33.41 [5] (0:10.80)	0:22.61 [4] (0:10.95)	0:11.66 [4] (0:11.66)	1.73L	+3	
5	6	POOL PONY Jake Toeroek	1	65.6 600-400	0:11.13 600-400	0:25.95	1:14.22 (0:17.28)	0:56.93 [3] (0:11.62)	0:45.31 [5] (0:11.30)	0:34.01 [6] (0:11.13)	0:22.88 [6] (0:11.34)	0:11.54 [8] (0:11.54)	6.12L	-2	
6	9	MY TRUTH Felicity Atkinson	8	67.5 1000-800	0:10.92 600-400	0:26.35	1:14.24 (0:17.65)	0:56.59 [7] (0:11.62)	0:44.97 [8] (0:11.17)	0:33.80 [8] (0:10.92)	0:22.88 [7] (0:11.15)	0:11.73 [5] (0:11.73)	6.23L	+6	
7	5	LAKE'S FOLLY Jessica Tzaferis	5	66.6 1000-800	0:11.03 600-400	0:26.25	1:14.42 (0:17.75)	0:56.67 [8] (0:11.44)	0:45.23 [7] (0:11.23)	0:34.00 [7] (0:11.03)	0:22.97 [8] (0:11.21)	0:11.76 [7] (0:11.76)	7.49L	+0	
8	1	EXALTED FIRE Ben Price	3	66.1 1000-800	0:11.10 600-400	0:25.86	1:14.47 (0:17.32)	0:57.15 [5] (0:11.44)	0:45.71 [4] (0:11.23)	0:34.48 [4] (0:11.10)	0:23.38 [5] (0:11.46)	0:11.92 [6] (0:11.92)	7.84L	-1	

Scratched: Lunar Solar (#8)

- [] Position in running at each section and finish
- #: Saddle cloth number
- :--:-- No data available at this section
- DNF Did not finish
- NA No data available
- DNT Did not track
- █ Background shading for fastest section

Horse/Jockey Name	A SAMURAI MIND/Jacob Opperman
Finish Rank	1
Fastest Section Time (Section)	0:10.84 (L400)
Top Speed [km/h] (Section)	68.4 (L800)
Race State	Finished



Morphettville Parks SA - Professional

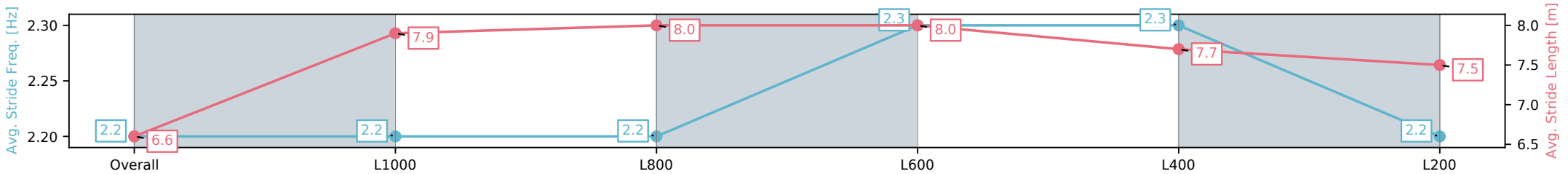
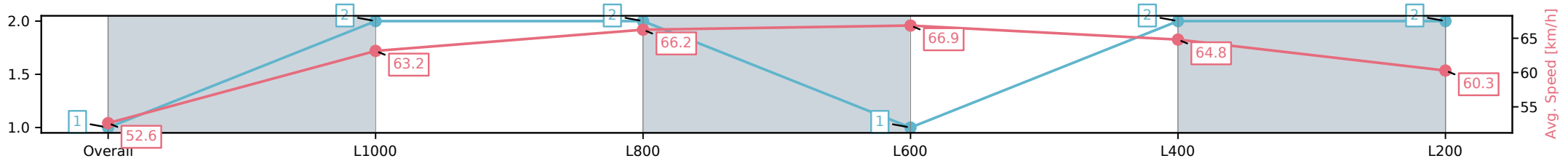
Race 7: Sportsbet Handicap - 1250m

15 February 2025 - 4:00PM

Track Rating: Good 4, Weather: Overcast, Rail Position: +3m
1000m-W/Post, True Remainder



Section	Overall	L1000	L800	L600	L400	L200
Section Times	1:13.32[1] (0:17.09)	0:56.23[2] (0:11.43)	0:44.80[2] (0:10.87)	0:33.93[1] (0:10.84)	0:23.09[2] (0:11.16)	0:11.93[2] (0:11.93)
Average Speed [km/h]	52.6	63.2	66.2	66.9	64.8	60.3
Top Speed [km/h]	63.2	63.7	68.0	68.4	65.3	64.0
Avg. Dist. to Rail [m]	2.7	0.3	0.5	1.3	1.5	3.0
Avg. Stride Freq. [Hz]	2.2	2.2	2.2	2.3	2.3	2.2
Avg. Stride Length [m]	6.6	7.9	8.0	8.0	7.7	7.5



- [] Ranking at each section and finish
- :-:- No data available at this section
- NA No data available

Horse/Jockey Name	LET'S GET DOWN/Kayla Crowther
Finish Rank	2
Fastest Section Time (Section)	0:10.77 (L400)
Top Speed [km/h] (Section)	68.3 (L800)
Race State	Finished



Morphettville Parks SA - Professional

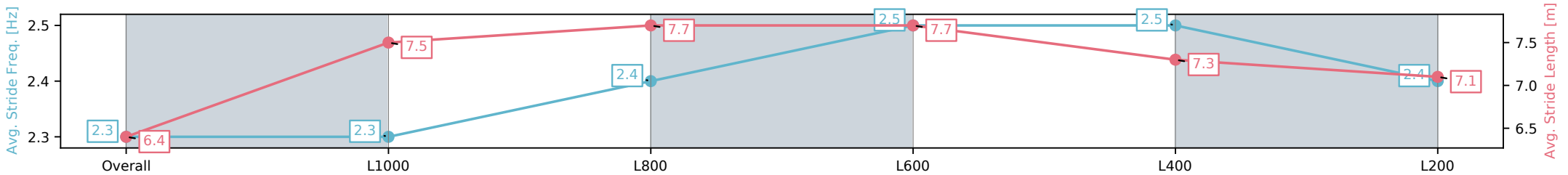
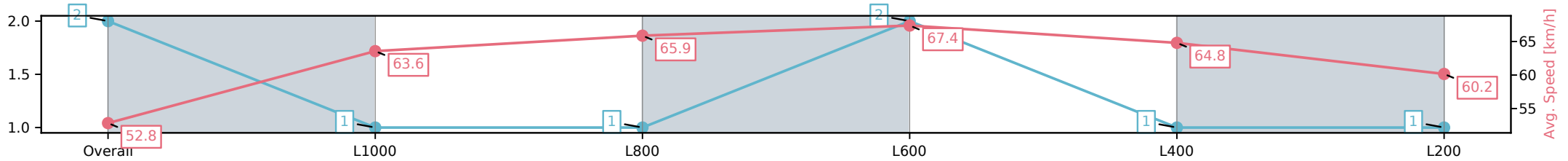
Race 7: Sportsbet Handicap - 1250m

15 February 2025 - 4:00PM

Track Rating: Good 4, Weather: Overcast, Rail Position: +3m
1000m-W/Post, True Remainder



Section	Overall	L1000	L800	L600	L400	L200
Section Times	1:13.35[2] (0:17.03)	0:56.32[1] (0:11.43)	0:44.89[1] (0:10.97)	0:33.92[2] (0:10.77)	0:23.15[1] (0:11.15)	0:12.00[1] (0:12.00)
Average Speed [km/h]	52.8	63.6	65.9	67.4	64.8	60.2
Top Speed [km/h]	64.1	64.7	67.7	68.3	66.7	63.4
Avg. Dist. to Rail [m]	4.4	1.6	1.9	1.5	2.4	3.5
Avg. Stride Freq. [Hz]	2.3	2.3	2.4	2.5	2.5	2.4
Avg. Stride Length [m]	6.4	7.5	7.7	7.7	7.3	7.1



[] Ranking at each section and finish
 -:-:- No data available at this section
 NA No data available

Horse/Jockey Name	EPISODIC/Rochelle Milnes
Finish Rank	3
Fastest Section Time (Section)	0:10.97 (L400)
Top Speed [km/h] (Section)	67.2 (L800)
Race State	Finished



Morphettville Parks SA - Professional

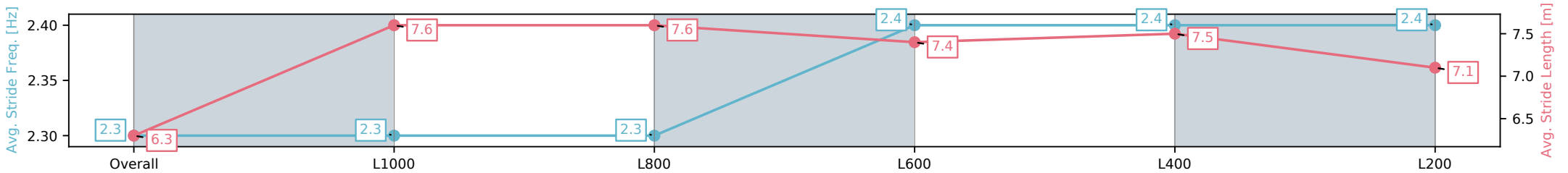
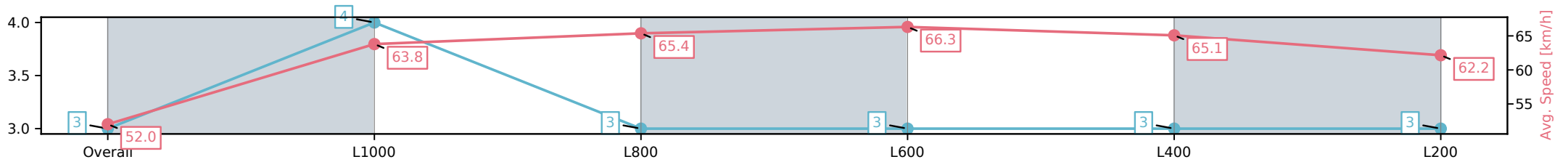
Race 7: Sportsbet Handicap - 1250m

15 February 2025 - 4:00PM

Track Rating: Good 4, Weather: Overcast, Rail Position: +3m
1000m-W/Post, True Remainder



Section	Overall	L1000	L800	L600	L400	L200
Section Times	1:13.42[3] (0:17.30)	0:56.12[4] (0:11.39)	0:44.73[3] (0:11.06)	0:33.67[3] (0:10.97)	0:22.70[3] (0:11.11)	0:11.59[3] (0:11.59)
Average Speed [km/h]	52.0	63.8	65.4	66.3	65.1	62.2
Top Speed [km/h]	63.7	65.1	66.8	67.2	66.0	66.0
Avg. Dist. to Rail [m]	5.1	1.7	1.9	1.8	2.6	5.5
Avg. Stride Freq. [Hz]	2.3	2.3	2.3	2.4	2.4	2.4
Avg. Stride Length [m]	6.3	7.6	7.6	7.4	7.5	7.1



[] Ranking at each section and finish
 -:-:- No data available at this section
 NA No data available

Horse/Jockey Name	STARLITE VALLEY/Caitlin Jones
Finish Rank	4
Fastest Section Time (Section)	0:10.80 (L400)
Top Speed [km/h] (Section)	68.5 (L800)
Race State	Finished



Morphettville Parks SA - Professional

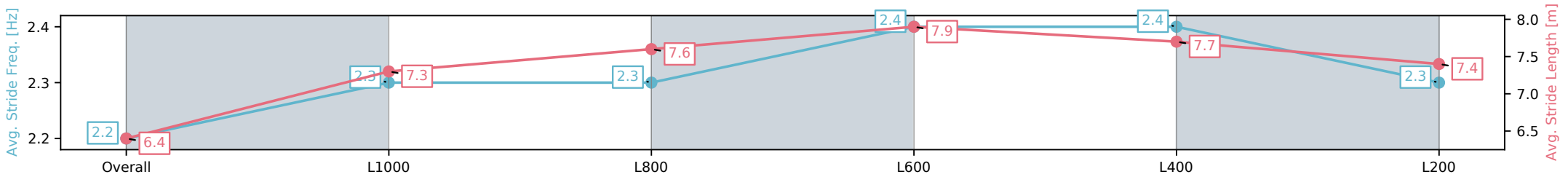
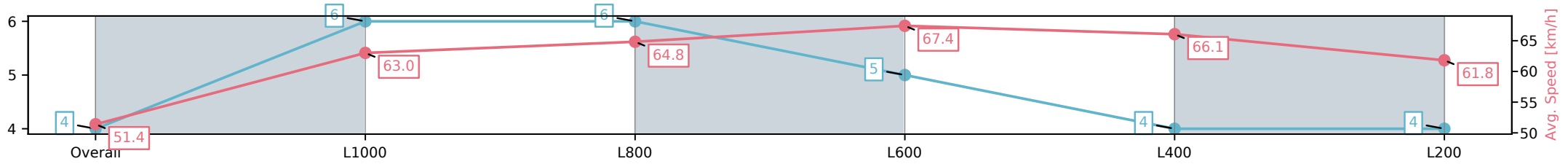
Race 7: Sportsbet Handicap - 1250m

15 February 2025 - 4:00PM

Track Rating: Good 4, Weather: Overcast, Rail Position: +3m
1000m-W/Post, True Remainder



Section	Overall	L1000	L800	L600	L400	L200
Section Times	1:13.57[4] (0:17.47)	0:56.10[6] (0:11.52)	0:44.58[6] (0:11.17)	0:33.41[5] (0:10.80)	0:22.61[4] (0:10.95)	0:11.66[4] (0:11.66)
Average Speed [km/h]	51.4	63.0	64.8	67.4	66.1	61.8
Top Speed [km/h]	62.9	63.5	67.0	68.5	67.3	65.6
Avg. Dist. to Rail [m]	3.4	1.7	1.9	2.2	3.0	5.9
Avg. Stride Freq. [Hz]	2.2	2.3	2.3	2.4	2.4	2.3
Avg. Stride Length [m]	6.4	7.3	7.6	7.9	7.7	7.4



[] Ranking at each section and finish
 -:-:- No data available at this section
 NA No data available

Horse/Jockey Name	POOL PONY/Jake Toeroek
Finish Rank	5
Fastest Section Time (Section)	0:11.13 (L400)
Top Speed [km/h] (Section)	65.6 (L400)
Race State	Finished



Morphettville Parks SA - Professional

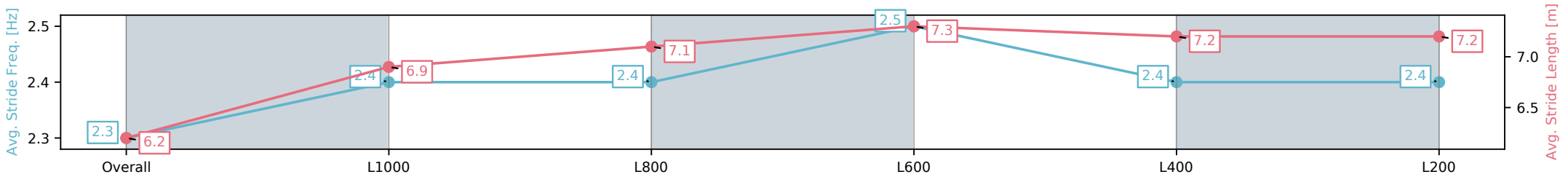
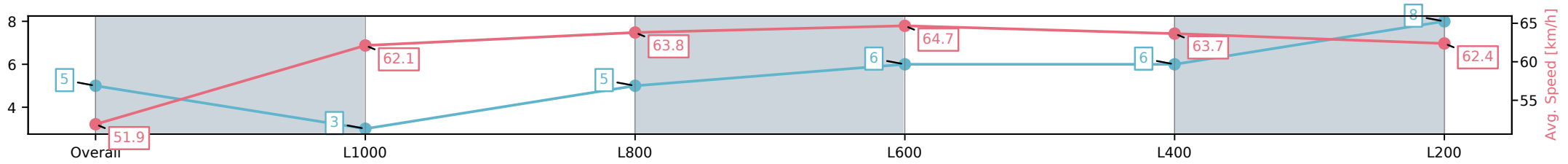
Race 7: Sportsbet Handicap - 1250m

15 February 2025 - 4:00PM

Track Rating: Good 4, Weather: Overcast, Rail Position: +3m
1000m-W/Post, True Remainder



Section	Overall	L1000	L800	L600	L400	L200
Section Times	1:14.22[5] (0:17.28)	0:56.93[3] (0:11.62)	0:45.31[5] (0:11.30)	0:34.01[6] (0:11.13)	0:22.88[6] (0:11.34)	0:11.54[8] (0:11.54)
Average Speed [km/h]	51.9	62.1	63.8	64.7	63.7	62.4
Top Speed [km/h]	62.3	63.3	64.6	65.4	63.9	65.6
Avg. Dist. to Rail [m]	1.5	0.9	0.7	0.4	1.1	1.9
Avg. Stride Freq. [Hz]	2.3	2.4	2.4	2.5	2.4	2.4
Avg. Stride Length [m]	6.2	6.9	7.1	7.3	7.2	7.2



- [] Ranking at each section and finish
- :-:- No data available at this section
- NA No data available

Horse/Jockey Name	MY TRUTH/Felicity Atkinson
Finish Rank	6
Fastest Section Time (Section)	0:10.92 (L400)
Top Speed [km/h] (Section)	67.5 (L800)
Race State	Finished



Morphettville Parks SA - Professional

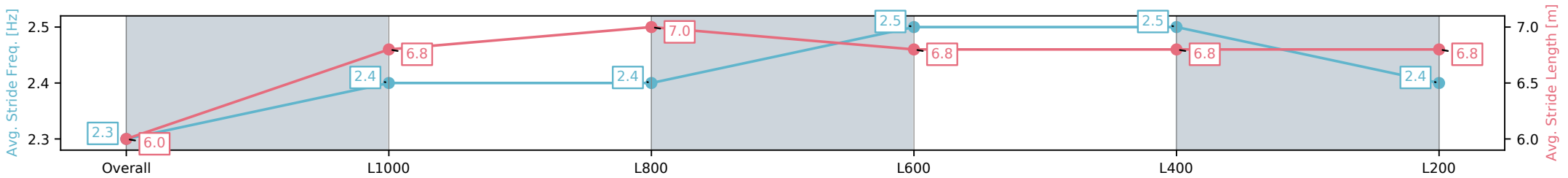
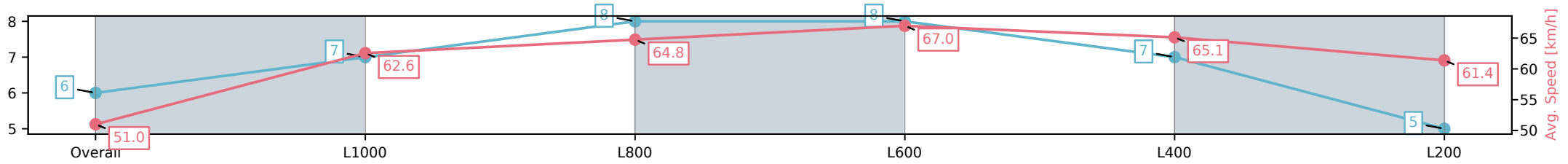
Race 7: Sportsbet Handicap - 1250m

15 February 2025 - 4:00PM

Track Rating: Good 4, Weather: Overcast, Rail Position: +3m
1000m-W/Post, True Remainder



Section	Overall	L1000	L800	L600	L400	L200
Section Times	1:14.24[6] (0:17.65)	0:56.59[7] (0:11.62)	0:44.97[8] (0:11.17)	0:33.80[8] (0:10.92)	0:22.88[7] (0:11.15)	0:11.73[5] (0:11.73)
Average Speed [km/h]	51.0	62.6	64.8	67.0	65.1	61.4
Top Speed [km/h]	62.6	63.6	66.2	67.5	66.0	64.0
Avg. Dist. to Rail [m]	5.4	1.9	1.9	2.9	4.4	6.1
Avg. Stride Freq. [Hz]	2.3	2.4	2.4	2.5	2.5	2.4
Avg. Stride Length [m]	6.0	6.8	7.0	6.8	6.8	6.8



[] Ranking at each section and finish
 -:-:- No data available at this section
 NA No data available

Horse/Jockey Name	LAKE'S FOLLY/Jessica Tzaferis
Finish Rank	7
Fastest Section Time (Section)	0:11.03 (L400)
Top Speed [km/h] (Section)	66.6 (L800)
Race State	Finished



Morphettville Parks SA - Professional

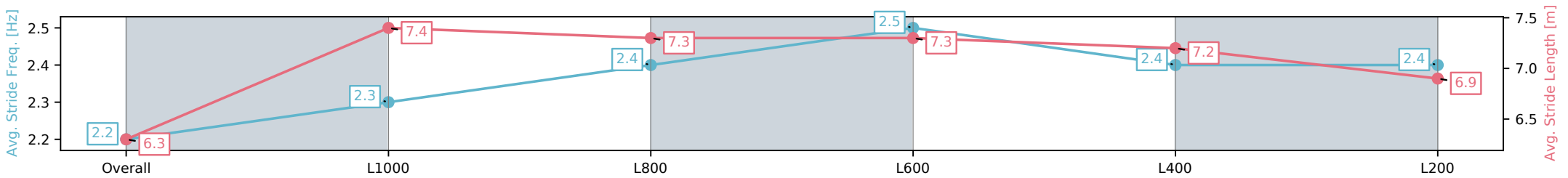
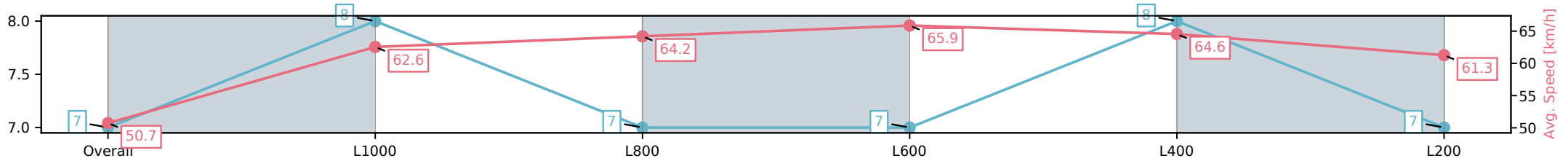
Race 7: Sportsbet Handicap - 1250m

15 February 2025 - 4:00PM

Track Rating: Good 4, Weather: Overcast, Rail Position: +3m
1000m-W/Post, True Remainder



Section	Overall	L1000	L800	L600	L400	L200
Section Times	1:14.42[7] (0:17.75)	0:56.67[8] (0:11.44)	0:45.23[7] (0:11.23)	0:34.00[7] (0:11.03)	0:22.97[8] (0:11.21)	0:11.76[7] (0:11.76)
Average Speed [km/h]	50.7	62.6	64.2	65.9	64.6	61.3
Top Speed [km/h]	64.0	63.7	65.1	66.6	65.9	63.4
Avg. Dist. to Rail [m]	3.0	1.1	1.0	1.7	3.1	4.7
Avg. Stride Freq. [Hz]	2.2	2.3	2.4	2.5	2.4	2.4
Avg. Stride Length [m]	6.3	7.4	7.3	7.3	7.2	6.9



[] Ranking at each section and finish
 -:-:- No data available at this section
 NA No data available

Horse/Jockey Name	EXALTED FIRE/Ben Price
Finish Rank	8
Fastest Section Time (Section)	0:11.10 (L400)
Top Speed [km/h] (Section)	66.1 (L800)
Race State	Finished



Morphettville Parks SA - Professional

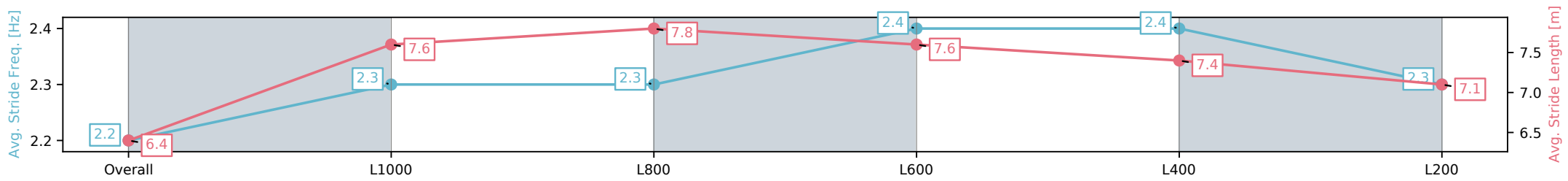
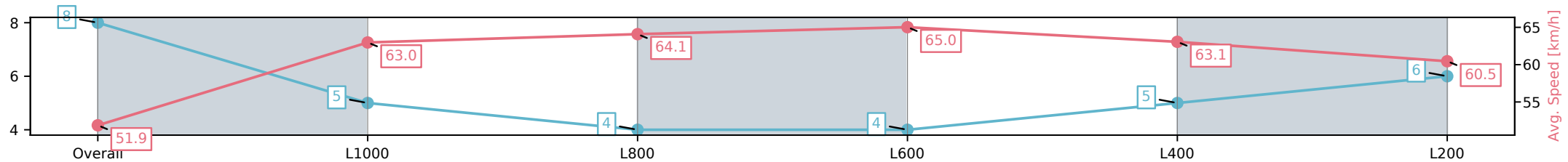
Race 7: Sportsbet Handicap - 1250m

15 February 2025 - 4:00PM

Track Rating: Good 4, Weather: Overcast, Rail Position: +3m
1000m-W/Post, True Remainder



Section	Overall	L1000	L800	L600	L400	L200
Section Times	1:14.47[8] (0:17.32)	0:57.15[5] (0:11.44)	0:45.71[4] (0:11.23)	0:34.48[4] (0:11.10)	0:23.38[5] (0:11.46)	0:11.92[6] (0:11.92)
Average Speed [km/h]	51.9	63.0	64.1	65.0	63.1	60.5
Top Speed [km/h]	63.7	64.0	64.7	66.1	64.3	62.9
Avg. Dist. to Rail [m]	2.6	0.3	0.3	0.7	2.1	3.3
Avg. Stride Freq. [Hz]	2.2	2.3	2.3	2.4	2.4	2.3
Avg. Stride Length [m]	6.4	7.6	7.8	7.6	7.4	7.1



[] Ranking at each section and finish
 -:-:- No data available at this section
 NA No data available