



RACINGSA

Morphettville Parks SA

Race 6: Croser Handicap - 1950m

15 February 2025 - 3:22PM



Morphettville

Track Rating: Good 4, Weather: Overcast, Rail Position: +3m 1000m-W/Post, True
Remainder

Section Field Times							Overall	L1800	L1600	L1400	L1200	L1000		
							2:01.20 (0:11.72)	1:49.48 (0:11.78)	1:37.70 (0:12.66)	1:25.04 (0:12.69)	1:12.36 (0:13.07)	0:59.28 (0:12.56)		
Position	#	Horse/Jockey	Barrier	Top Speed [km/h]	Fastest Section	First 400m							Distance Travelled From Winner [m]	
1	4	RICH CHAMPAGNE Jacob Opperman	2	64.6 600-400	0:11.40 600-400	0:26.86	2:01.20 (0:11.83)	1:49.37 [3] (0:11.95)	1:37.42 [3] (0:12.72)	1:24.70 [3] (0:12.74)	1:11.96 [4] (0:13.01)	0:58.95 [3] (0:12.53)		
2	5	DUAL FUEL Margaret Collett	8	63.9 800-600	0:11.55 800-600	0:27.52	2:01.81 (0:12.13)	1:49.68 [7] (0:12.25)	1:37.43 [7] (0:12.71)	1:24.72 [8] (0:12.65)	1:12.07 [7] (0:13.03)	0:59.04 [7] (0:12.15)	+11	
3	1	RABTAT Taylor Johnstone	5	65.7 600-400	0:11.27 600-400	0:27.77	2:01.87 (0:12.46)	1:49.41 [8] (0:12.23)	1:37.18 [9] (0:12.76)	1:24.42 [10] (0:12.76)	1:11.66 [10] (0:12.76)	0:58.90 [10] (0:12.64)	+1	
4	3	DEFICIT Alana Livesey	3	63.9 800-600	0:11.53 600-400	0:27.21	2:01.98 (0:12.04)	1:49.94 [5] (0:12.04)	1:37.90 [6] (0:12.77)	1:25.13 [6] (0:12.71)	1:12.42 [6] (0:13.09)	0:59.33 [6] (0:12.46)	+4	
5	8	ALPINE BEAU Jason Holder	11	64.4 600-400	0:11.54 800-600	0:27.90	2:02.04 (0:12.61)	1:49.43 [11] (0:12.20)	1:37.23 [10] (0:12.53)	1:24.70 [9] (0:12.65)	1:12.05 [9] (0:12.87)	0:59.18 [8] (0:12.30)	+9	
6	10	CUT NO ICE Kayla Crowther	6	64.6 600-400	0:11.39 600-400	0:27.59	2:02.06 (0:12.53)	1:49.53 [10] (0:11.97)	1:37.56 [8] (0:12.56)	1:24.99 [7] (0:12.69)	1:12.30 [8] (0:13.12)	0:59.18 [9] (0:12.54)	+2	
7	7	HATEECH Rochelle Milnes	1	63.5 600-400	0:11.61 600-400	0:27.19	2:02.10 (0:12.12)	1:49.98 [6] (0:11.95)	1:38.03 [5] (0:12.73)	1:25.30 [5] (0:12.69)	1:12.61 [5] (0:13.05)	0:59.56 [5] (0:12.56)	-2	
8	11	PRANCING COUNTESS Manoel Nunes	10	65.9 800-600	0:11.42 800-600	0:27.98	2:02.16 (0:12.47)	1:49.69 [9] (0:12.35)	1:37.34 [11] (0:12.73)	1:24.61 [11] (0:12.86)	1:11.75 [11] (0:12.82)	0:58.93 [11] (0:12.54)	+14	
9	9	DUSTY'S DEEL Matthew Chadwick	7	64.7 1800-1600	0:11.66 800-600	0:26.72	2:02.16 (0:11.81)	1:50.35 [2] (0:11.82)	1:38.53 [2] (0:12.69)	1:25.84 [2] (0:12.69)	1:13.15 [2] (0:13.06)	1:00.09 [2] (0:12.56)	+6	
10	2	WHATSANAMEGEORGE Jake Toeroek	9	64.6 1800-1600	0:11.60 800-600	0:27.04	2:02.48 (0:11.97)	1:50.51 [4] (0:11.91)	1:38.60 [4] (0:12.66)	1:25.94 [4] (0:12.70)	1:13.24 [3] (0:13.02)	1:00.22 [4] (0:12.50)	+10	

Scratched: Bellavardo (#12), Cowley's Creek (#13)

Report Created: Sat 15 February 2025 16:09:57 GMT+11 (Note: Timing is based on positional data)

- [] Position in running at each section and finish
- #: Saddle cloth number
- : No data available at this section
- DNF: Did not finish
- NA: No data available
- DNT: Did not track
- █ Background shading for fastest section



RACINGSA

Morphettville Parks SA

Race 6: Croser Handicap - 1950m

15 February 2025 - 3:22PM



Morphettville

Track Rating: Good 4, Weather: Overcast, Rail Position: +3m 1000m-W/Post, True
Remainder

Section								Overall	L1800	L1600	L1400	L1200	L1000		
Field Times								2:01.20	1:49.48	1:37.70	1:25.04	1:12.36	0:59.28		
								(0:11.72)	(0:11.78)	(0:12.66)	(0:12.69)	(0:13.07)	(0:12.56)		
Position	#	Horse/Jockey	Barrier	Top Speed [km/h]	Fastest Section	First 400m								Distance Travelled From Winner [m]	
11	6	ENTERPRISE LASSIE	4	64.1	0:11.71	0:26.64	2:02.97	1:51.26 [1]	1:39.47 [1]	1:26.82 [1]	1:14.13 [1]	1:01.06 [1]		+2	
		Teagan Voorham		600-400	600-400		(0:11.71)	(0:11.79)	(0:12.65)	(0:12.69)	(0:13.07)	(0:12.56)			

Scratched: Bellavardo (#12), Cowley's Creek (#13)

- [] Position in running at each section and finish # Saddle cloth number
- :--:-- No data available at this section DNF Did not finish
- NA No data available DNT Did not track
- Background shading for fastest section



RACINGSA

Morphettville Parks SA

Race 6: Croser Handicap - 1950m

15 February 2025 - 3:22PM



Morphettville

Track Rating: Good 4, Weather: Overcast, Rail Position: +3m 1000m-W/Post, True
Remainder

Section	Field Times	L800	L600	L400	L200
		0:46.72 (0:11.72)	0:35.00 (0:11.67)	0:23.33 (0:11.54)	0:11.79 (0:11.79)

Position	#	Horse/Jockey	Barrier	Top Speed [km/h]	Fastest Section	First 400m	L800	L600	L400	L200	Margin	Distance Travelled From Winner [m]
1	4	RICH CHAMPAGNE Jacob Opperman	2	64.6 600-400	0:11.40 600-400	0:26.86	0:46.42 [4] (0:11.68)	0:34.74 [4] (0:11.40)	0:23.34 [1] (0:11.54)	0:11.80 [1] (0:11.80)	2:01.20	
2	5	DUAL FUEL Margaret Collett	8	63.9 800-600	0:11.55 800-600	0:27.52	0:46.89 [5] (0:11.55)	0:35.34 [5] (0:11.69)	0:23.65 [5] (0:11.68)	0:11.97 [2] (0:11.97)	4.16L	+11
3	1	RABTAT Taylor Johnstone	5	65.7 600-400	0:11.27 600-400	0:27.77	0:46.26 [10] (0:11.60)	0:34.66 [11] (0:11.27)	0:23.39 [10] (0:11.64)	0:11.75 [9] (0:11.75)	4.58L	+1
4	3	DEFICIT Alana Livesey	3	63.9 800-600	0:11.53 600-400	0:27.21	0:46.87 [7] (0:11.56)	0:35.30 [6] (0:11.53)	0:23.77 [6] (0:11.66)	0:12.11 [3] (0:12.11)	5.31L	+4
5	8	ALPINE BEAU Jason Holder	11	64.4 600-400	0:11.54 800-600	0:27.90	0:46.88 [8] (0:11.54)	0:35.34 [7] (0:11.57)	0:23.76 [7] (0:11.64)	0:12.12 [4] (0:12.12)	5.71L	+9
6	10	CUT NO ICE Kayla Crowther	6	64.6 600-400	0:11.39 600-400	0:27.59	0:46.64 [9] (0:11.64)	0:35.00 [9] (0:11.39)	0:23.61 [9] (0:11.62)	0:11.99 [6] (0:11.99)	5.88L	+2
7	7	HATEECH Rochelle Milnes	1	63.5 600-400	0:11.61 600-400	0:27.19	0:47.00 [6] (0:11.64)	0:35.36 [8] (0:11.61)	0:23.75 [8] (0:11.74)	0:12.01 [7] (0:12.01)	6.12L	-2
8	11	PRANCING COUNTESS Manoel Nunes	10	65.9 800-600	0:11.42 800-600	0:27.98	0:46.39 [11] (0:11.42)	0:34.97 [10] (0:11.42)	0:23.55 [11] (0:11.66)	0:11.89 [11] (0:11.89)	6.57L	+14
9	9	DUSTY'S DEEL Matthew Chadwick	7	64.7 1800-1600	0:11.66 800-600	0:26.72	0:47.52 [2] (0:11.66)	0:35.86 [2] (0:11.73)	0:24.13 [3] (0:11.97)	0:12.16 [5] (0:12.16)	6.59L	+6
10	2	WHATSANAMEGEORGE Jake Toeroek	9	64.6 1800-1600	0:11.60 800-600	0:27.04	0:47.72 [3] (0:11.60)	0:36.12 [3] (0:11.73)	0:24.39 [4] (0:12.02)	0:12.37 [8] (0:12.37)	8.74L	+10

Scratched: Bellavardo (#12), Cowley's Creek (#13)

Report Created: Sat 15 February 2025 16:09:57 GMT+11 (Note: Timing is based on positional data)

- [] Position in running at each section and finish
- #: Saddle cloth number
- : No data available at this section
- DNF: Did not finish
- NA: No data available
- DNT: Did not track
- █: Background shading for fastest section



RACINGSA

Morphettville Parks SA
Race 6: Croser Handicap - 1950m
15 February 2025 - 3:22PM



Morphettville

Track Rating: Good 4, Weather: Overcast, Rail Position: +3m 1000m-W/Post, True
Remainder

Section	L800	L600	L400	L200
Field Times	0:46.72 (0:11.72)	0:35.00 (0:11.67)	0:23.33 (0:11.54)	0:11.79 (0:11.79)

Position	#	Horse/Jockey	Barrier	Top Speed [km/h]	Fastest Section	First 400m	L800	L600	L400	L200	Margin	Distance Travelled From Winner [m]
11	6	ENTERPRISE LASSIE	4	64.1	0:11.71	0:26.64	0:48.50 [1]	0:36.78 [1]	0:25.07 [2]	0:12.85 [10]	12.09L	+2
		Teagan Voorham		600-400	600-400		(0:11.72)	(0:11.71)	(0:12.22)	(0:12.85)		

Scratched: Bellavardo (#12), Cowley's Creek (#13)

- [] Position in running at each section and finish # Saddle cloth number
- :--:-- No data available at this section DNF Did not finish
- NA No data available DNT Did not track
- Background shading for fastest section

Horse/Jockey Name	RICH CHAMPAGNE/Jacob Opperman
Finish Rank	1
Fastest Section Time (Section)	0:11.40 (L600)
Top Speed [km/h] (Section)	64.6 (L600)
Race State	Finished



Morphettville Parks SA - Professional

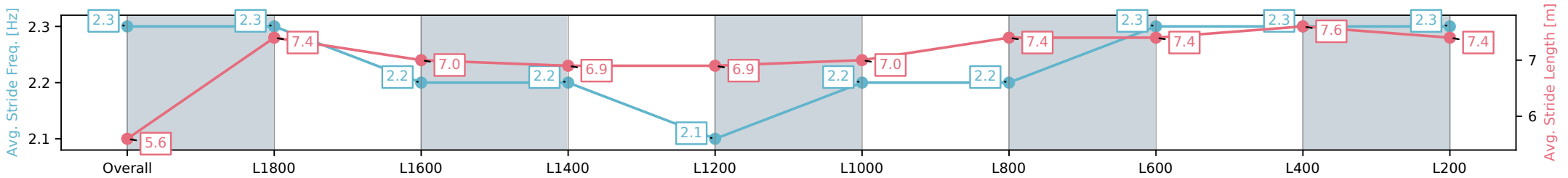
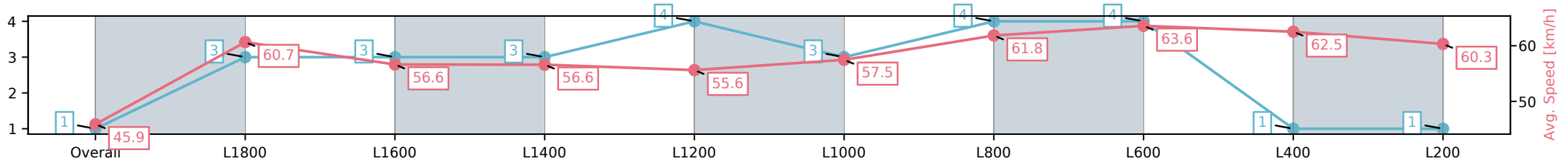
Race 6: Croser Handicap - 1950m

15 February 2025 - 3:22PM

Track Rating: Good 4, Weather: Overcast, Rail Position: +3m
1000m-W/Post, True Remainder



Section	Overall	L1800	L1600	L1400	L1200	L1000	L800	L600	L400	L200
Section Times	2:01.20[1] (0:11.83)	1:49.37[3] (0:11.95)	1:37.42[3] (0:12.72)	1:24.70[3] (0:12.74)	1:11.96[4] (0:13.01)	0:58.95[3] (0:12.53)	0:46.42[4] (0:11.68)	0:34.74[4] (0:11.40)	0:23.34[1] (0:11.54)	0:11.80[1] (0:11.80)
Average Speed [km/h]	45.9	60.7	56.6	56.6	55.6	57.5	61.8	63.6	62.5	60.3
Top Speed [km/h]	61.9	61.9	58.3	57.2	57.0	59.3	63.8	64.6	63.8	61.5
Avg. Dist. to Rail [m]	5.1	1.4	1.0	1.1	0.9	1.1	1.3	1.0	1.2	1.0
Avg. Stride Freq. [Hz]	2.3	2.3	2.2	2.2	2.1	2.2	2.2	2.3	2.3	2.3
Avg. Stride Length [m]	5.6	7.4	7.0	6.9	6.9	7.0	7.4	7.4	7.6	7.4



[] Ranking at each section and finish
 -:-:- No data available at this section
 NA No data available

Horse/Jockey Name	DUAL FUEL/Margaret Collett
Finish Rank	2
Fastest Section Time (Section)	0:11.55 (L800)
Top Speed [km/h] (Section)	63.9 (L800)
Race State	Finished



Morphettville Parks SA - Professional

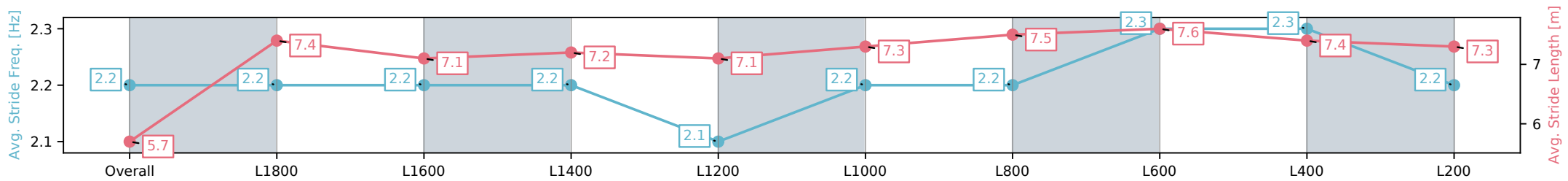
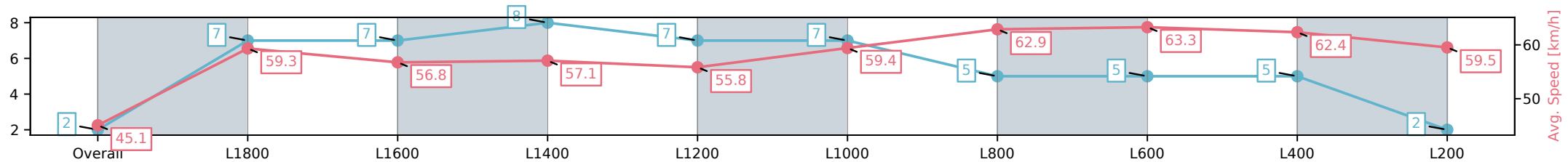
Race 6: Croser Handicap - 1950m

15 February 2025 - 3:22PM

Track Rating: Good 4, Weather: Overcast, Rail Position: +3m
1000m-W/Post, True Remainder



Section	Overall	L1800	L1600	L1400	L1200	L1000	L800	L600	L400	L200
Section Times	2:01.81[2] (0:12.13)	1:49.68[7] (0:12.25)	1:37.43[7] (0:12.71)	1:24.72[8] (0:12.65)	1:12.07[7] (0:13.03)	0:59.04[7] (0:12.15)	0:46.89[5] (0:11.55)	0:35.34[5] (0:11.69)	0:23.65[5] (0:11.68)	0:11.97[2] (0:11.97)
Average Speed [km/h]	45.1	59.3	56.8	57.1	55.8	59.4	62.9	63.3	62.4	59.5
Top Speed [km/h]	61.4	61.7	59.4	58.8	58.8	61.2	63.9	63.8	63.0	61.4
Avg. Dist. to Rail [m]	9.8	2.0	1.7	2.2	2.1	3.1	3.2	4.7	7.5	9.6
Avg. Stride Freq. [Hz]	2.2	2.2	2.2	2.2	2.1	2.2	2.2	2.3	2.3	2.2
Avg. Stride Length [m]	5.7	7.4	7.1	7.2	7.1	7.3	7.5	7.6	7.4	7.3



[] Ranking at each section and finish
 -:-:- No data available at this section
 NA No data available

Horse/Jockey Name	RABTAT/Taylor Johnstone
Finish Rank	3
Fastest Section Time (Section)	0:11.27 (L600)
Top Speed [km/h] (Section)	65.7 (L600)
Race State	Finished



Morphettville Parks SA - Professional

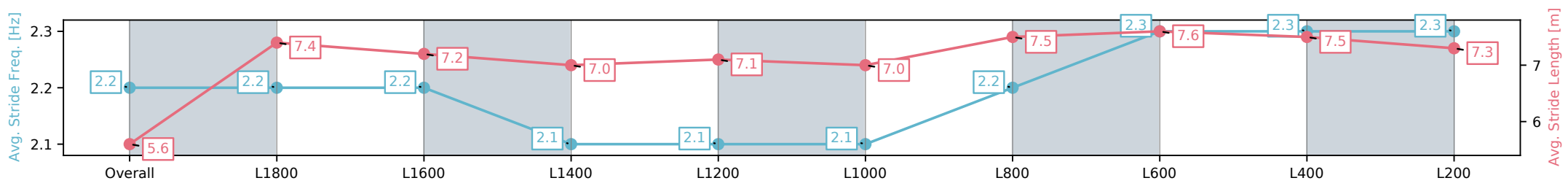
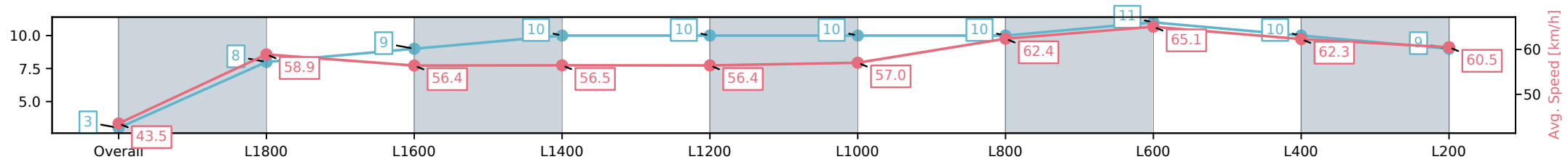
Race 6: Croser Handicap - 1950m

15 February 2025 - 3:22PM

Track Rating: Good 4, Weather: Overcast, Rail Position: +3m
1000m-W/Post, True Remainder



Section	Overall	L1800	L1600	L1400	L1200	L1000	L800	L600	L400	L200
Section Times	2:01.87[3] (0:12.46)	1:49.41[8] (0:12.23)	1:37.18[9] (0:12.76)	1:24.42[10] (0:12.76)	1:11.66[10] (0:12.76)	0:58.90[10] (0:12.64)	0:46.26[10] (0:11.60)	0:34.66[11] (0:11.27)	0:23.39[10] (0:11.64)	0:11.75[9] (0:11.75)
Average Speed [km/h]	43.5	58.9	56.4	56.5	56.4	57.0	62.4	65.1	62.3	60.5
Top Speed [km/h]	61.6	61.0	58.3	58.5	58.7	59.7	64.2	65.7	64.5	61.9
Avg. Dist. to Rail [m]	6.3	0.4	0.4	0.4	0.8	2.9	2.6	3.2	5.1	7.6
Avg. Stride Freq. [Hz]	2.2	2.2	2.2	2.1	2.1	2.1	2.2	2.3	2.3	2.3
Avg. Stride Length [m]	5.6	7.4	7.2	7.0	7.1	7.0	7.5	7.6	7.5	7.3



[] Ranking at each section and finish
 -:-:- No data available at this section
 NA No data available

Horse/Jockey Name	DEFICIT/Alana Livesey
Finish Rank	4
Fastest Section Time (Section)	0:11.53 (L600)
Top Speed [km/h] (Section)	63.9 (L800)
Race State	Finished



Morphettville Parks SA - Professional

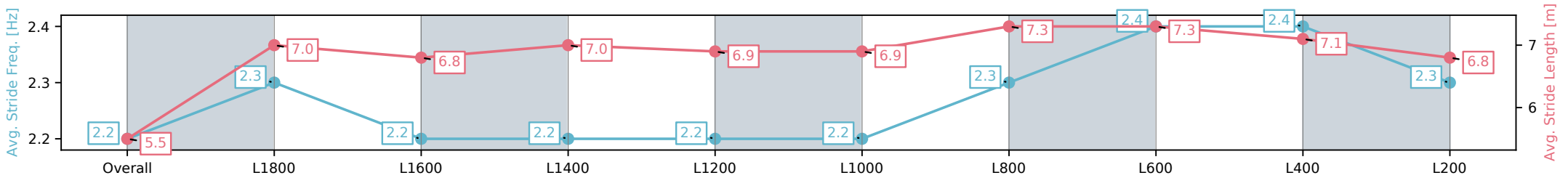
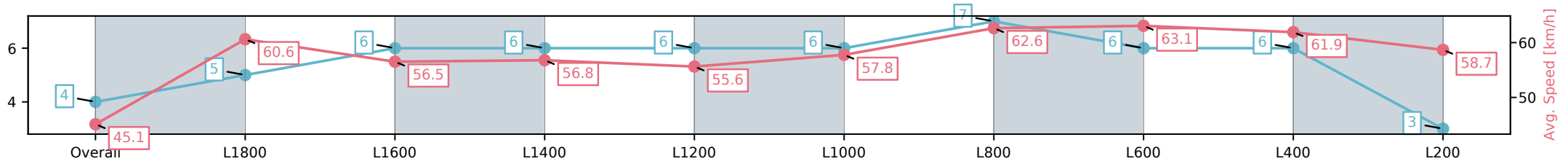
Race 6: Croser Handicap - 1950m

15 February 2025 - 3:22PM

Track Rating: Good 4, Weather: Overcast, Rail Position: +3m
1000m-W/Post, True Remainder



Section	Overall	L1800	L1600	L1400	L1200	L1000	L800	L600	L400	L200
Section Times	2:01.98[4] (0:12.04)	1:49.94[5] (0:12.04)	1:37.90[6] (0:12.77)	1:25.13[6] (0:12.71)	1:12.42[6] (0:13.09)	0:59.33[6] (0:12.46)	0:46.87[7] (0:11.56)	0:35.30[6] (0:11.53)	0:23.77[6] (0:11.66)	0:12.11[3] (0:12.11)
Average Speed [km/h]	45.1	60.6	56.5	56.8	55.6	57.8	62.6	63.1	61.9	58.7
Top Speed [km/h]	63.1	63.1	58.5	58.1	57.1	59.7	63.9	63.8	62.9	61.1
Avg. Dist. to Rail [m]	6.4	2.4	2.0	2.2	1.8	2.2	2.0	1.8	1.5	2.1
Avg. Stride Freq. [Hz]	2.2	2.3	2.2	2.2	2.2	2.2	2.3	2.4	2.4	2.3
Avg. Stride Length [m]	5.5	7.0	6.8	6.8	6.9	6.9	7.3	7.3	7.1	6.8



[] Ranking at each section and finish
 -:-:- No data available at this section
 NA No data available

Horse/Jockey Name	ALPINE BEAU/Jason Holder
Finish Rank	5
Fastest Section Time (Section)	0:11.54 (L800)
Top Speed [km/h] (Section)	64.4 (L600)
Race State	Finished



Morphettville Parks SA - Professional

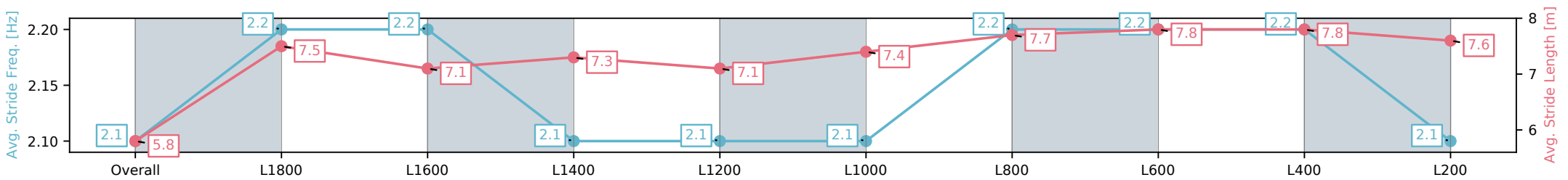
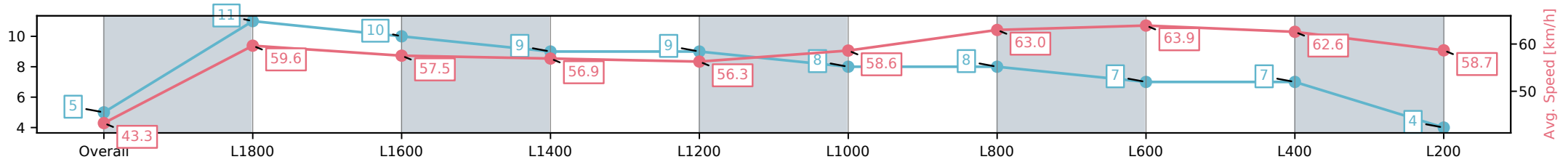
Race 6: Croser Handicap - 1950m

15 February 2025 - 3:22PM

Track Rating: Good 4, Weather: Overcast, Rail Position: +3m
1000m-W/Post, True Remainder



Section	Overall	L1800	L1600	L1400	L1200	L1000	L800	L600	L400	L200
Section Times	2:02.04[5] (0:12.61)	1:49.43[11] (0:12.20)	1:37.23[10] (0:12.53)	1:24.70[9] (0:12.65)	1:12.05[9] (0:12.87)	0:59.18[8] (0:12.30)	0:46.88[8] (0:11.54)	0:35.34[7] (0:11.57)	0:23.76[7] (0:11.64)	0:12.12[4] (0:12.12)
Average Speed [km/h]	43.3	59.6	57.5	56.9	56.3	58.6	63.0	63.9	62.6	58.7
Top Speed [km/h]	61.8	62.1	59.1	58.6	58.6	60.3	63.9	64.4	64.2	61.6
Avg. Dist. to Rail [m]	10.9	1.8	0.9	1.1	1.2	2.5	3.1	4.4	8.5	11.3
Avg. Stride Freq. [Hz]	2.1	2.2	2.2	2.1	2.1	2.1	2.2	2.2	2.2	2.1
Avg. Stride Length [m]	5.8	7.5	7.1	7.3	7.1	7.4	7.7	7.8	7.8	7.6



[] Ranking at each section and finish
 -:-:- No data available at this section
 NA No data available

Horse/Jockey Name	CUT NO ICE/Kayla Crowther
Finish Rank	6
Fastest Section Time (Section)	0:11.39 (L600)
Top Speed [km/h] (Section)	64.6 (L600)
Race State	Finished



Morphettville Parks SA - Professional

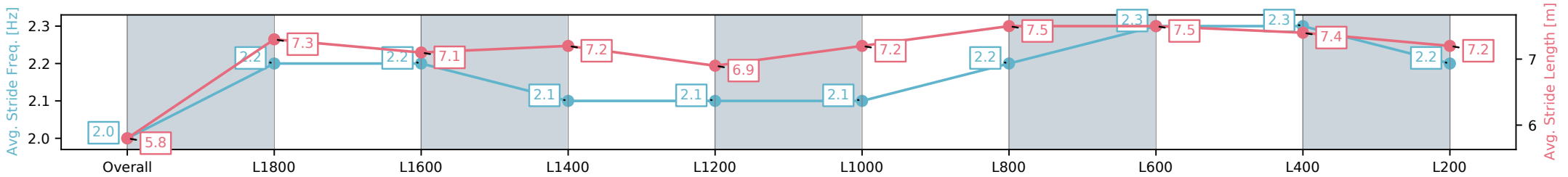
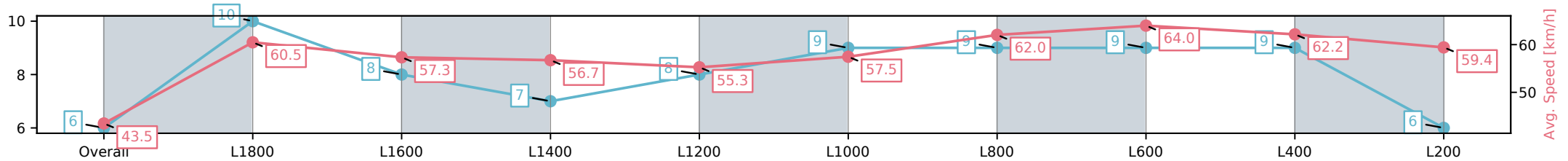
Race 6: Croser Handicap - 1950m

15 February 2025 - 3:22PM

Track Rating: Good 4, Weather: Overcast, Rail Position: +3m
1000m-W/Post, True Remainder



Section	Overall	L1800	L1600	L1400	L1200	L1000	L800	L600	L400	L200
Section Times	2:02.06[6] (0:12.53)	1:49.53[10] (0:11.97)	1:37.56[8] (0:12.56)	1:24.99[7] (0:12.69)	1:12.30[8] (0:13.12)	0:59.18[9] (0:12.54)	0:46.64[9] (0:11.64)	0:35.00[9] (0:11.39)	0:23.61[9] (0:11.62)	0:11.99[6] (0:11.99)
Average Speed [km/h]	43.5	60.5	57.3	56.7	55.3	57.5	62.0	64.0	62.2	59.4
Top Speed [km/h]	61.7	61.9	59.4	58.1	57.8	59.7	63.5	64.6	63.8	61.4
Avg. Dist. to Rail [m]	8.3	1.1	0.9	1.1	0.9	1.2	1.2	1.9	2.3	3.6
Avg. Stride Freq. [Hz]	2.0	2.2	2.2	2.1	2.1	2.1	2.2	2.3	2.3	2.2
Avg. Stride Length [m]	5.8	7.3	7.1	7.2	6.9	7.2	7.5	7.5	7.4	7.2



[] Ranking at each section and finish
 -:-:- No data available at this section
 NA No data available

Horse/Jockey Name	HATEECH/Rochelle Milnes
Finish Rank	7
Fastest Section Time (Section)	0:11.61 (L600)
Top Speed [km/h] (Section)	63.5 (L600)
Race State	Finished



Morphettville Parks SA - Professional

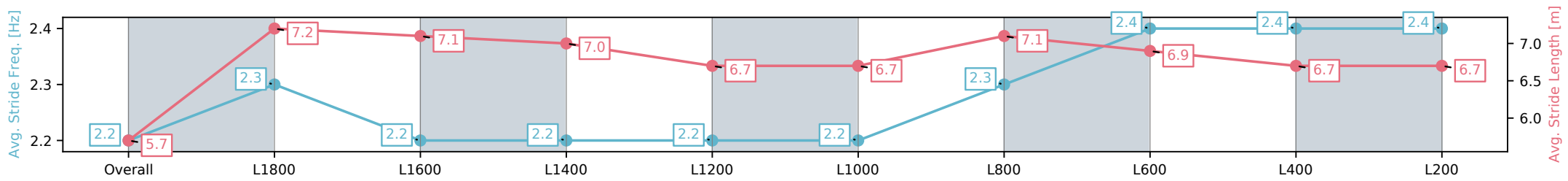
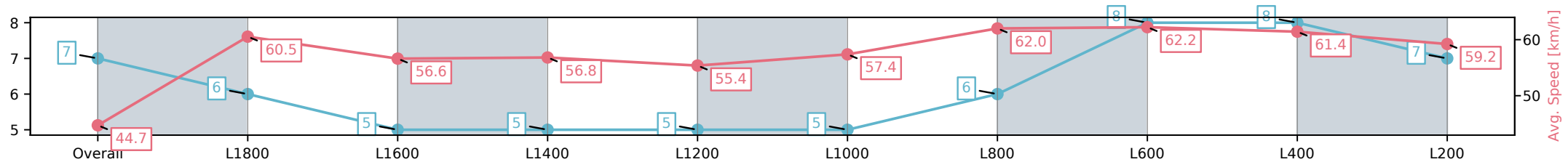
Race 6: Croser Handicap - 1950m

15 February 2025 - 3:22PM

Track Rating: Good 4, Weather: Overcast, Rail Position: +3m
1000m-W/Post, True Remainder



Section	Overall	L1800	L1600	L1400	L1200	L1000	L800	L600	L400	L200
Section Times	2:02.10[7] (0:12.12)	1:49.98[6] (0:11.95)	1:38.03[5] (0:12.73)	1:25.30[5] (0:12.69)	1:12.61[5] (0:13.05)	0:59.56[5] (0:12.56)	0:47.00[6] (0:11.64)	0:35.36[8] (0:11.61)	0:23.75[8] (0:11.74)	0:12.01[7] (0:12.01)
Average Speed [km/h]	44.7	60.5	56.6	56.8	55.4	57.4	62.0	62.2	61.4	59.2
Top Speed [km/h]	61.4	62.0	58.0	58.5	56.9	60.2	63.4	63.5	61.9	60.7
Avg. Dist. to Rail [m]	4.4	0.9	0.5	1.1	1.0	1.4	1.0	0.8	0.6	0.8
Avg. Stride Freq. [Hz]	2.2	2.3	2.2	2.2	2.2	2.2	2.2	2.3	2.4	2.4
Avg. Stride Length [m]	5.7	7.2	7.1	7.1	7.0	6.7	6.7	7.1	6.9	6.7



[] Ranking at each section and finish
 -:-:- No data available at this section
 NA No data available

Horse/Jockey Name	PRANCING COUNTESS/Manoel Nunes
Finish Rank	8
Fastest Section Time (Section)	0:11.42 (L800)
Top Speed [km/h] (Section)	65.9 (L800)
Race State	Finished



Morphettville Parks SA - Professional

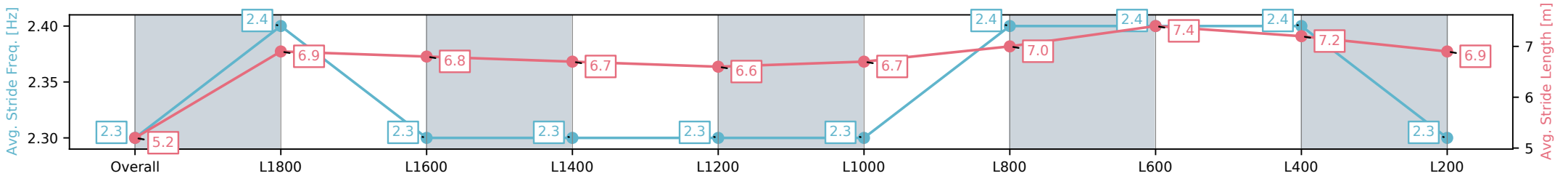
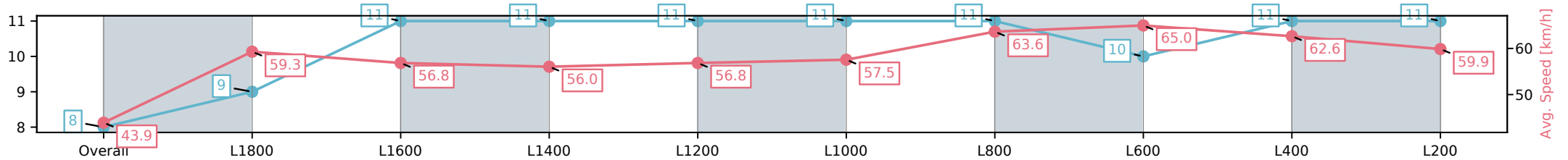
Race 6: Croser Handicap - 1950m

15 February 2025 - 3:22PM

Track Rating: Good 4, Weather: Overcast, Rail Position: +3m
1000m-W/Post, True Remainder



Section	Overall	L1800	L1600	L1400	L1200	L1000	L800	L600	L400	L200
Section Times	2:02.16[8] (0:12.47)	1:49.69[9] (0:12.35)	1:37.34[11] (0:12.73)	1:24.61[11] (0:12.86)	1:11.75[11] (0:12.82)	0:58.93[11] (0:12.54)	0:46.39[11] (0:11.42)	0:34.97[10] (0:11.42)	0:23.55[11] (0:11.66)	0:11.89[11] (0:11.89)
Average Speed [km/h]	43.9	59.3	56.8	56.0	56.8	57.5	63.6	65.0	62.6	59.9
Top Speed [km/h]	60.8	61.9	57.9	58.5	58.9	59.5	65.9	65.8	64.5	65.2
Avg. Dist. to Rail [m]	11.2	3.2	2.1	1.9	2.0	2.9	3.3	5.1	9.6	11.6
Avg. Stride Freq. [Hz]	2.3	2.4	2.3	2.3	2.3	2.3	2.4	2.4	2.4	2.3
Avg. Stride Length [m]	5.2	6.9	6.8	6.7	6.6	6.7	7.0	7.4	7.2	6.9



[] Ranking at each section and finish
 -:-:- No data available at this section
 NA No data available

Horse/Jockey Name	DUSTY'S DEEL/Matthew Chadwick
Finish Rank	9
Fastest Section Time (Section)	0:11.66 (L800)
Top Speed [km/h] (Section)	64.7 (L1800)
Race State	Finished



Morphettville Parks SA - Professional

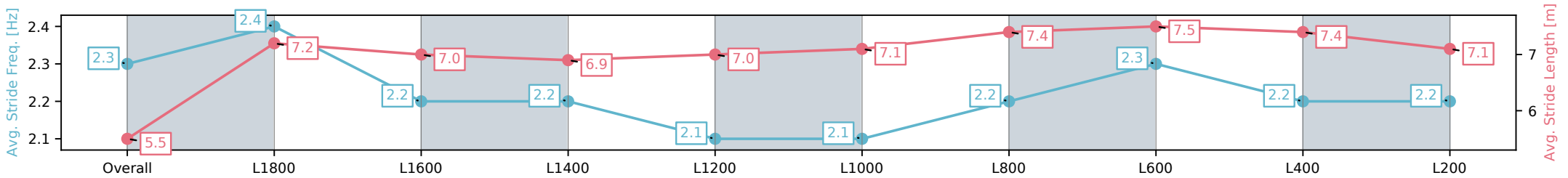
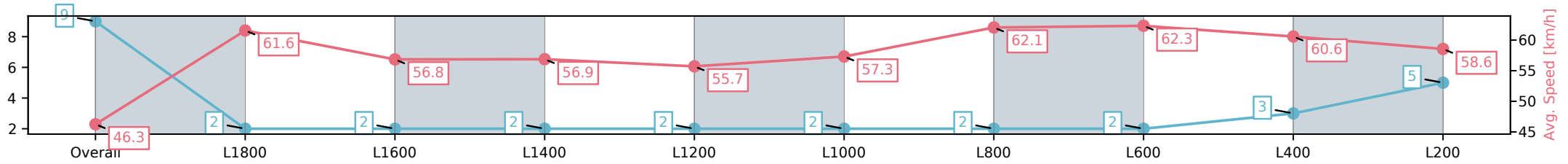
Race 6: Croser Handicap - 1950m

15 February 2025 - 3:22PM

Track Rating: Good 4, Weather: Overcast, Rail Position: +3m
1000m-W/Post, True Remainder



Section	Overall	L1800	L1600	L1400	L1200	L1000	L800	L600	L400	L200
Section Times	2:02.16[9] (0:11.81)	1:50.35[2] (0:11.82)	1:38.53[2] (0:12.69)	1:25.84[2] (0:12.69)	1:13.15[2] (0:13.06)	1:00.09[2] (0:12.56)	0:47.52[2] (0:11.66)	0:35.86[2] (0:11.73)	0:24.13[3] (0:11.97)	0:12.16[5] (0:12.16)
Average Speed [km/h]	46.3	61.6	56.8	56.9	55.7	57.3	62.1	62.3	60.6	58.6
Top Speed [km/h]	64.4	64.7	58.9	57.8	56.8	59.6	63.1	62.9	61.7	59.9
Avg. Dist. to Rail [m]	9.2	2.1	1.9	2.2	1.7	2.0	1.9	2.5	4.4	4.8
Avg. Stride Freq. [Hz]	2.3	2.4	2.2	2.2	2.1	2.1	2.2	2.3	2.2	2.2
Avg. Stride Length [m]	5.5	7.2	7.0	6.9	7.0	7.1	7.4	7.5	7.4	7.1



[] Ranking at each section and finish
 -:-:- No data available at this section
 NA No data available

Horse/Jockey Name	WHATSANAMEGEORGE/Jake Toeroek
Finish Rank	10
Fastest Section Time (Section)	0:11.60 (L800)
Top Speed [km/h] (Section)	64.6 (L1800)
Race State	Finished



Morphettville Parks SA - Professional

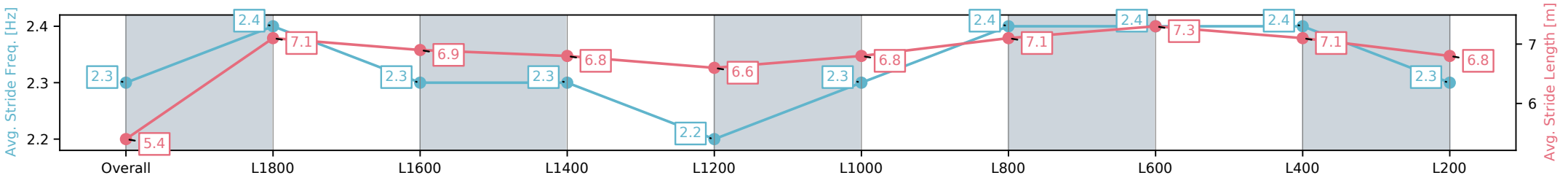
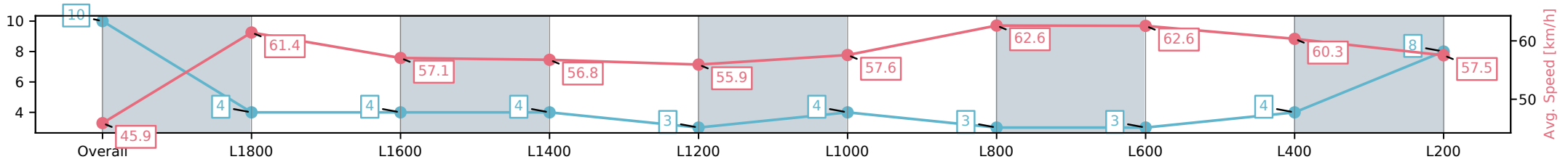
Race 6: Croser Handicap - 1950m

15 February 2025 - 3:22PM

Track Rating: Good 4, Weather: Overcast, Rail Position: +3m
1000m-W/Post, True Remainder



Section	Overall	L1800	L1600	L1400	L1200	L1000	L800	L600	L400	L200
Section Times	2:02.48[10] (0:11.97)	1:50.51[4] (0:11.91)	1:38.60[4] (0:12.66)	1:25.94[4] (0:12.70)	1:13.24[3] (0:13.02)	1:00.22[4] (0:12.50)	0:47.72[3] (0:11.60)	0:36.12[3] (0:11.73)	0:24.39[4] (0:12.02)	0:12.37[8] (0:12.37)
Average Speed [km/h]	45.9	61.4	57.1	56.8	55.9	57.6	62.6	62.6	60.3	57.5
Top Speed [km/h]	63.8	64.6	58.6	57.6	57.0	60.1	64.4	63.3	62.3	59.6
Avg. Dist. to Rail [m]	12.0	3.3	2.0	2.1	1.8	2.2	2.5	3.2	5.8	9.5
Avg. Stride Freq. [Hz]	2.3	2.4	2.3	2.3	2.2	2.3	2.4	2.4	2.4	2.3
Avg. Stride Length [m]	5.4	7.1	6.9	6.8	6.6	6.8	7.1	7.3	7.1	6.8



[] Ranking at each section and finish
 -:-:- No data available at this section
 NA No data available

Horse/Jockey Name	ENTERPRISE LASSIE/Teagan Voorham
Finish Rank	11
Fastest Section Time (Section)	0:11.71 (L600)
Top Speed [km/h] (Section)	64.1 (L600)
Race State	Finished



Morphettville Parks SA - Professional

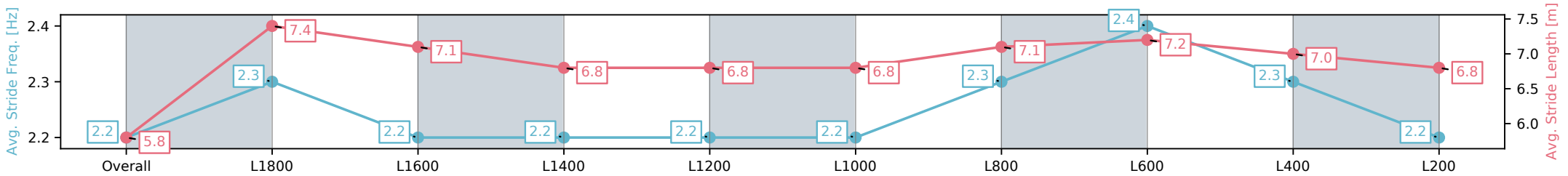
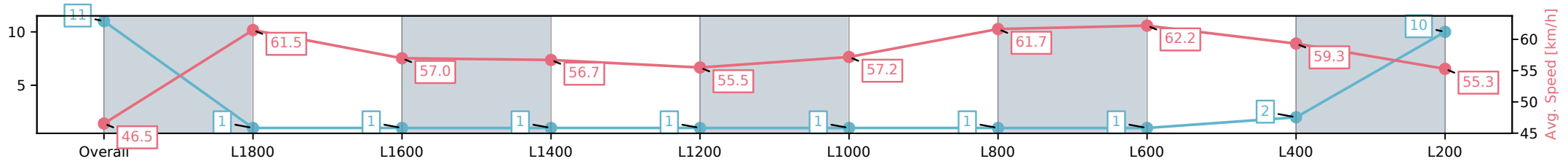
Race 6: Croser Handicap - 1950m

15 February 2025 - 3:22PM

Track Rating: Good 4, Weather: Overcast, Rail Position: +3m
1000m-W/Post, True Remainder



Section	Overall	L1800	L1600	L1400	L1200	L1000	L800	L600	L400	L200
Section Times	2:02.97[11] (0:11.71)	1:51.26[1] (0:11.79)	1:39.47[1] (0:12.65)	1:26.82[1] (0:12.69)	1:14.13[1] (0:13.07)	1:01.06[1] (0:12.56)	0:48.50[1] (0:11.72)	0:36.78[1] (0:11.71)	0:25.07[2] (0:12.22)	0:12.85[10] (0:12.85)
Average Speed [km/h]	46.5	61.5	57.0	56.7	55.5	57.2	61.7	62.2	59.3	55.3
Top Speed [km/h]	64.1	64.0	58.5	57.2	56.6	58.8	63.1	64.1	60.9	57.3
Avg. Dist. to Rail [m]	8.1	1.6	0.5	1.3	0.8	1.0	1.0	1.7	4.3	7.2
Avg. Stride Freq. [Hz]	2.2	2.3	2.2	2.2	2.2	2.2	2.3	2.4	2.3	2.2
Avg. Stride Length [m]	5.8	7.4	7.1	6.8	6.8	6.8	7.1	7.2	7.0	6.8



[] Ranking at each section and finish
 -:-:- No data available at this section
 NA No data available